
2017年05月份更新

济南大学 ESI 学科 分析报告

2007年1月1日-2017年2月28日

济南大学发展规划与学科建设处

济南大学图书馆

目录

前言	1
1 基础数据来源和统计方法	1
1.1 数据来源	1
1.2 相关介绍	2
2 山东省 ESI 学科情况	3
2.1 山东省 ESI 学科及高质量论文对比	3
2.2 山东省 ESI 学科全球排名情况	4
3 济南大学 ESI 学科现状分析	6
4 济南大学 ESI 预测趋势	7
5 济南大学 ESI 高质量论文概况	8
6 济南大学 ESI 高被引论文总体情况	9
6.1 高被引论文学科分布	9
6.2 高被引论文学院分布	10
6.3 高被引论文学院贡献度	12
6.4 高被引论文作者情况统计	13
6.5 高被引论文对比变化情况	14
7 济南大学高被引论文详细情况	17
7.1 详细数据统计表	17
7.2 济南大学前 1%学科学科现状分析	19
7.2.1 化学学科现状分析	19
7.2.2 临床医学学科现状分析	31
7.2.3 材料科学学科现状分析	39
7.2.4 工程学学科现状分析	47
7.3 济南大学未进入前 1%学科学科分析	61
7.3.1 物理学学科现状分析	61
7.3.2 生物与生物化学学科现状分析	69
7.3.3 数学学科现状分析	75

前言

为了深入了解济南大学优势学科的发展情况，本报告基于 Web of Science 和 Incites 的客观数据，对济南大学进入全球机构前 1%的学科及未进入前 1%学科，但有高被引论文的学科做了分析，并与省内高校做了对比。由于 ESI 将所有科研成果以 22 类学科划分，这与我国《中华人民共和国学科分类与代码国家标准》（标准号“GB/T 13745-92”）以及国务院学位委员会、教育部颁布的《学位授予和人才培养学科目录（2011 年）》等学科分类标准存在较大差异，所以，为了深入了解本机构具体哪些学科、哪些人、哪些期刊及文章对进入全球前 1%的 ESI 学科做出贡献，报告将对其展开分析工作。（本报告中所有 ESI 数据均来源于 2017 年 5 月更新的内容。）

1 基础数据来源和统计方法

1.1 数据来源

报告数据主要来源于 Science Citation Index Expanded（科学引文索引，简称 SCIE）、Essential Science Indicators（基础科学指标，简称 ESI）等数据库，利用 InCites 数据库获取 ESI 数据库 22 个学科分类体系下 19000 多种 web of science 期刊，择取济南大学 2007-2017 年的 ESI 学科高被引论文进行统计分析，从而计算归纳出我校各学院及院系师生对相关 ESI 学科的贡献度。

1.2 相关介绍

Science Citation Index Expanded (科学引文索引, 简称 SCIE) 是美国科学情报研究所出版的一部国际性的检索性刊物, 它不仅是一部重要的检索工具书, 而且也是科学研究成果评价的一项重要依据。它已成为目前国际上最具权威性的、用于基础研究和应用基础研究成果的重要评价体系。它是评价一个国家、一个科学研究机构、一所高等学校、一本期刊, 乃至一个研究人员学术水平的重要指标之一。

Essential Science Indicators (基础科学指标, 简称 ESI) 是当今普遍用以评价大学和科研机构国际学术水平及影响的重要指标, 也是全球公认的判断学科发展水平的重要参照之一。ESI 对全球所有高校及科研机构的 SCIE、SSCI 库中近 10 年的论文数据进行统计, 按被引频次的高低确定出衡量研究绩效的阈值, 分别排出居世界前 1% 的研究机构、科学家、研究论文, 居世界前 50% 的国家/地区和居前 0.1% 的热点论文。ESI 针对 22 个专业领域, 通过论文数、论文被引频次、论文篇均被引频次、高被引论文、热点论文和前沿论文等 6 大指标, 从各个角度对国家/地区科研水平、机构学术声誉、科学家学术影响力以及期刊学术水平进行全面衡量。

ESI 学科分类是一种较为宽泛的学科分类模式, 基于期刊分类, 由自然科学与社会科学的 22 个学科构成, 艺术与人文期刊没有被包含在内。每一本期刊只被划分至 22 个 ESI 学科中的一个, 没有重叠的学科设置使得分析变得更为简单。ESI 设置的 22 个学科为: 生物学与生物化学、化学、计算机科学、经济与商业、工程学、地球科学、材料科学、数学、综合交叉学科、物理学、社会科学总论、

空间科学、农业科学、临床医学、分子生物学与遗传学、神经系统学与行为学、免疫学、精神病学与心理学、微生物学、环境科学与生态学、植物学与动物学、药理学和毒理学。

济南大学进入 ESI 前 1% 学科的有 4 个，分别是化学、临床医学、材料科学、工程学；未进入前 1% 学科但有高被引论文的有 3 个，分别是物理、生物和生物化学、数学。

2 山东省 ESI 学科情况

2.1 山东省 ESI 学科及高质量论文对比

在 2017 年 5 月 15 日的统计数据中（2017 年 5 月份更新数据），山东省共有 11 所高校共计 17 个学科进入了 ESI 全球前 1%，具体情况如表-1 所示。

表-1 2017 年 5 月山东省 ESI 学科概况

高校名称	ESI 学科数量	高被引论文数量	热点论文数量
山东大学	16	300	8
中国海洋大学	9	80	2
中国石油大学	4	84	0
济南大学	4	52	4
青岛大学	3	63	7
青岛科技大学	3	33	1
曲阜师范大学	2	38	1

山东农业大学	2	14	3
山东师范大学	1	20	0
山东科技大学	1	17	3
聊城大学	1	14	1

2.2 山东省 ESI 学科全球排名情况

在 2017 年 5 月 15 日的统计数据中（2017 年 5 月份更新数据），山东省共有 11 所高校共计 17 个学科进入了 ESI 全球前 1%，按照 ESI 总被引频次，各高校具体学科全球排名具体情况如表-2 所示。（数据来源于 ESI）

表-2 2017 年 5 月山东省 ESI 学科全球排名

	山东大学	中国海洋大学	中国石油大学	青岛科技大学	青岛大学	济南大学	山东农业大学	山东师范大学	聊城大学	曲阜师范大学	山东科技大学
农业科学	652	403					294				
生物与生物化学	281	748									
化学	88	750	453	413	923	562		824	845	1165	
临床医学	480				1395	1494					
计算机科学	366										
经济学与商学											
工程学	154	740	270	1042	592	1039				752	1233
环境学及生态学	583	462									
地学		240	403								
免疫学	527										
材料科学	92	589	332	562		576					
数学	83										
微生物学											
分子生物学与遗传学	554										
综合学科											
神经科学与行为科学	593										
药理学与毒理学	156	608									
物理学	233										
植物与动物科学	724	326					340				
心理学与精神病学											
一般社会科学	930										
空间科学											

3 济南大学 ESI 学科现状分析

为了加强整体学科规划与发展,挖掘我校有潜力进入 ESI 的学科也是十分必要的。济南大学从 2007 年 1 月 1 日-2017 年 2 月 28 日,科研高产出的学科分布在化学、临床医学、材料科学、物理学、工程学、生物学与生物化学等学科,如图-1 所示。(数据来源于 Incites)

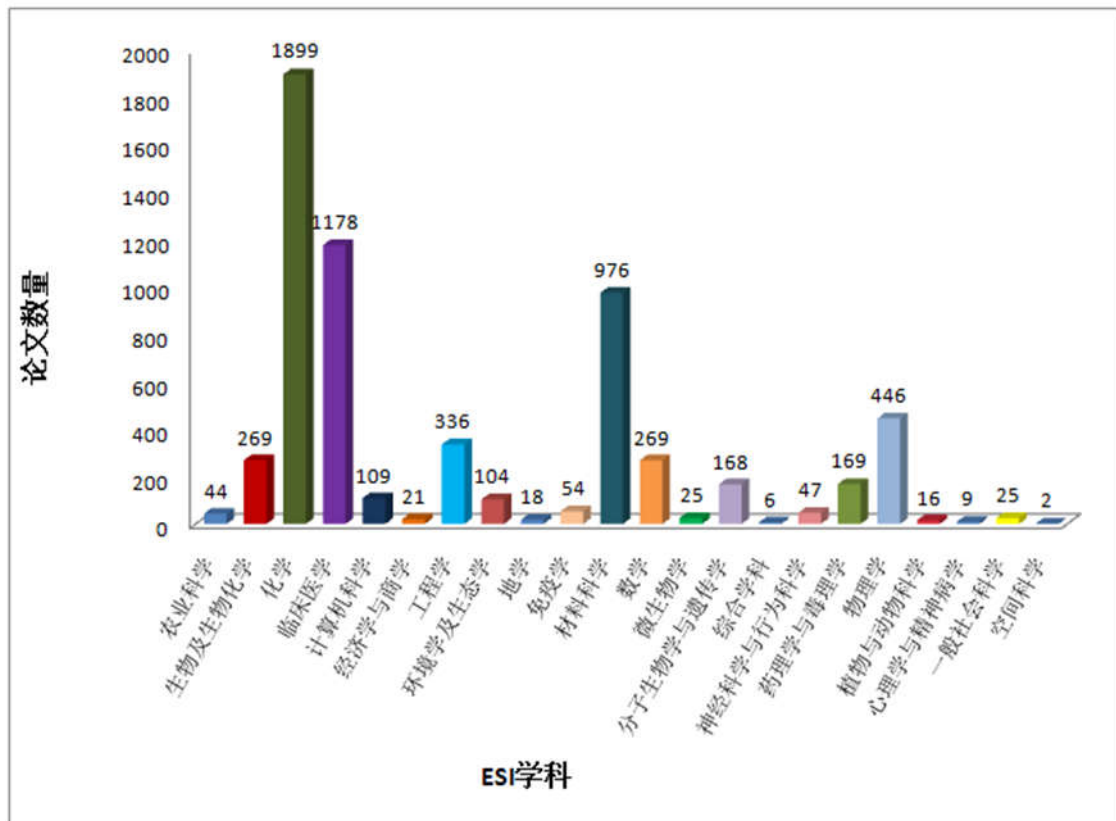


图-1 济南大学各学科的科研产出(2007-2017.02.28)

被引频次直接反应了各个学科在全球范围内的影响力,可以看到济南大学在化学、临床医学、材料科学、物理学、生物与生物化学、工程学等学科有一定的影响力,如图-2 所示。(数据来源于 Incites)

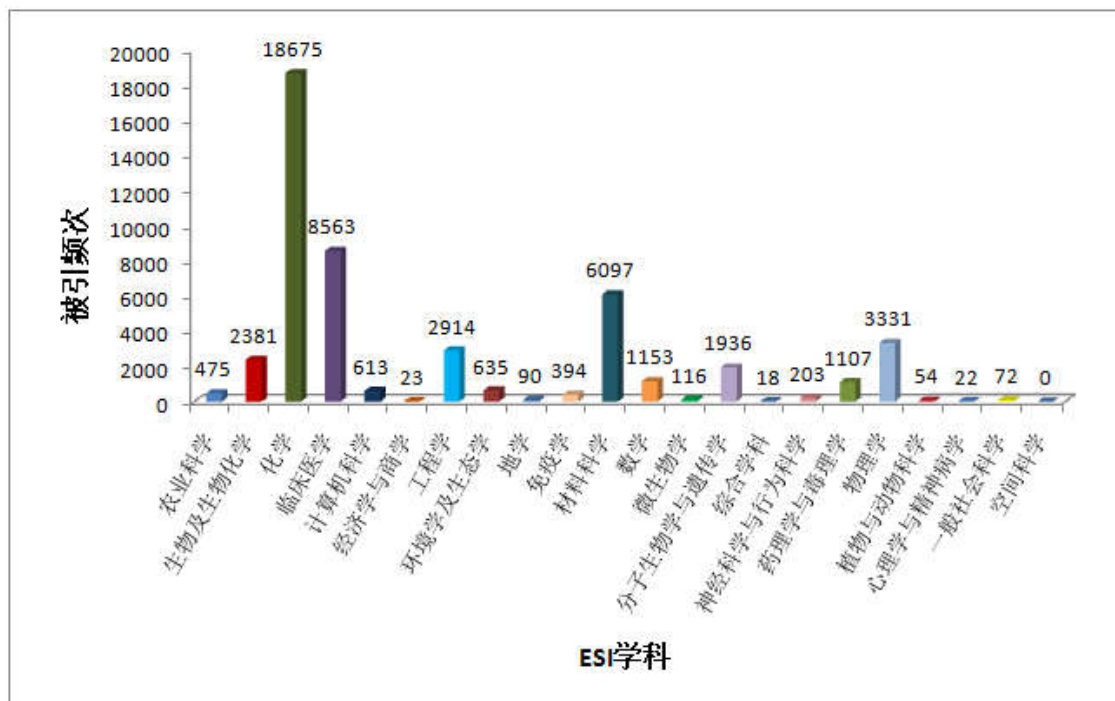


图-2 济南大学各学科论文的总被引频次(2007-2017.02.28)

4 济南大学 ESI 预测趋势

为了挖掘我校有潜力进入 ESI 的学科，报告选取了济南大学各学科的总被引频次和门槛值¹并做了比对分析，如图-3 所示。比值越接近 1 说明越有可能进入全球前 1%。可以看到除了已经进入前 1%的临床医学、化学、材料科学、工程学外，其他学科离阈值还相差较远。（数据来源于 Incites）

¹门槛值，即在各 ESI 学科中，最后一个进入该学科的机构的总被引频次。

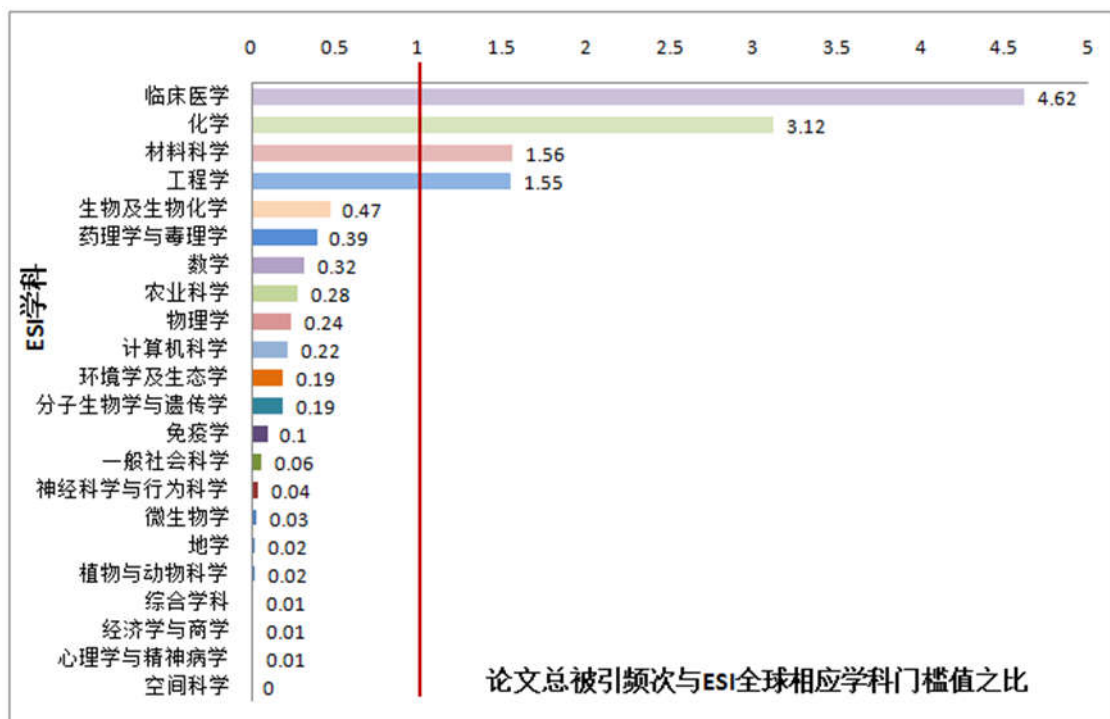


图-3 济南大学 ESI 学科趋势预测

5 济南大学 ESI 高质量论文概况

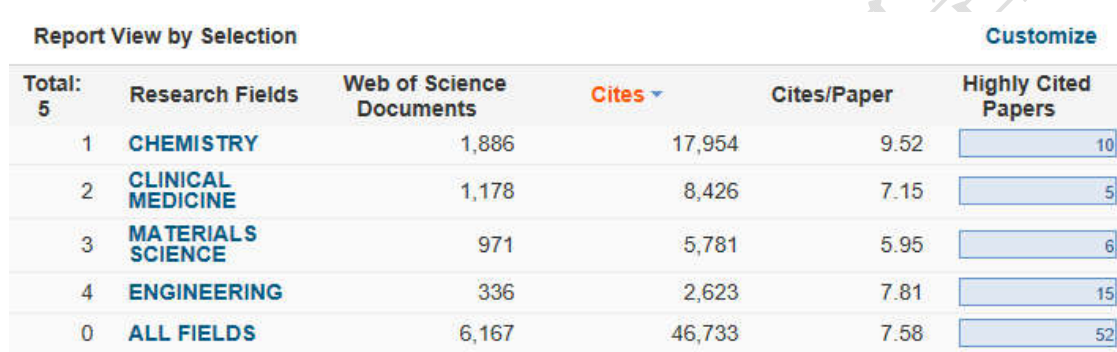
ESI 高质量论文 (Top Papers) 包括两种，即高频被引论文 (Highly Cited Papers) 和热点论文 (Hot Papers)。高频被引论文指近十年发表的被 SCI 或 SSCI 收录的 Article , Review , 其总被引频次在相应学科处在全球范围内的前**百分之**一；热点论文指近两年发表的被 SCI 或 SSCI 收录的 Article 和 Review , 其总被引频次在近两个月处在相应学科全球范围内的前**千分之**一。

根据 ESI2017 年 5 月 15 日 (2017 年 5 月份更新数据) 统计结果，我校共有 52 篇论文成为高频被引论文 (包含医学与生命科学学院及附属医院)，分布在化学、临床医学、材料科学、工程学、物理学、生物学与生物化学、数学、农学这 8 个学科中。其中被引频次最高的是我校医学与生命科学学院 ZHANG Furen 老师于 2009 年发表在 *NEW ENGLAND JOURNAL OF MEDICINE* 上的

论文“Genomewide Association Study of Leprosy”，截止至今在 Web of Science 中总被引用 310 次。

6 济南大学 ESI 高被引论文总体情况

截至到 2017 年 5 月 15 日（2017 年 5 月份更新数据），我校高被引论文共 52 篇，如图-4 所示。



Total: 5	Research Fields	Web of Science Documents	Cites	Cites/Paper	Highly Cited Papers
1	CHEMISTRY	1,886	17,954	9.52	10
2	CLINICAL MEDICINE	1,178	8,426	7.15	5
3	MATERIALS SCIENCE	971	5,781	5.95	6
4	ENGINEERING	336	2,623	7.81	15
0	ALL FIELDS	6,167	46,733	7.58	52

图-4 济南大学高被引论文

6.1 高被引论文学科分布

我校 52 篇高被引论文中，进入前 1% 学科的共有 36 篇，分别是 Chemistry（化学）10 篇，Clinical Medicine（临床医学）5 篇，Materials Science（材料科学）6 篇，Engineering（工程学）15 篇（有 1 篇不是济南大学文章）；其他未进入前 1% 学科的高被引论文共 16 篇，分别是 Physics（物理学）7 篇，Biology & Biochemistry（生物与生物化学）4 篇，Mathematics（数学）3 篇，Agriculture Sciences（农业科学）2 篇（不是济南大学文章），如图-5 所示。

高被引论文学科分布

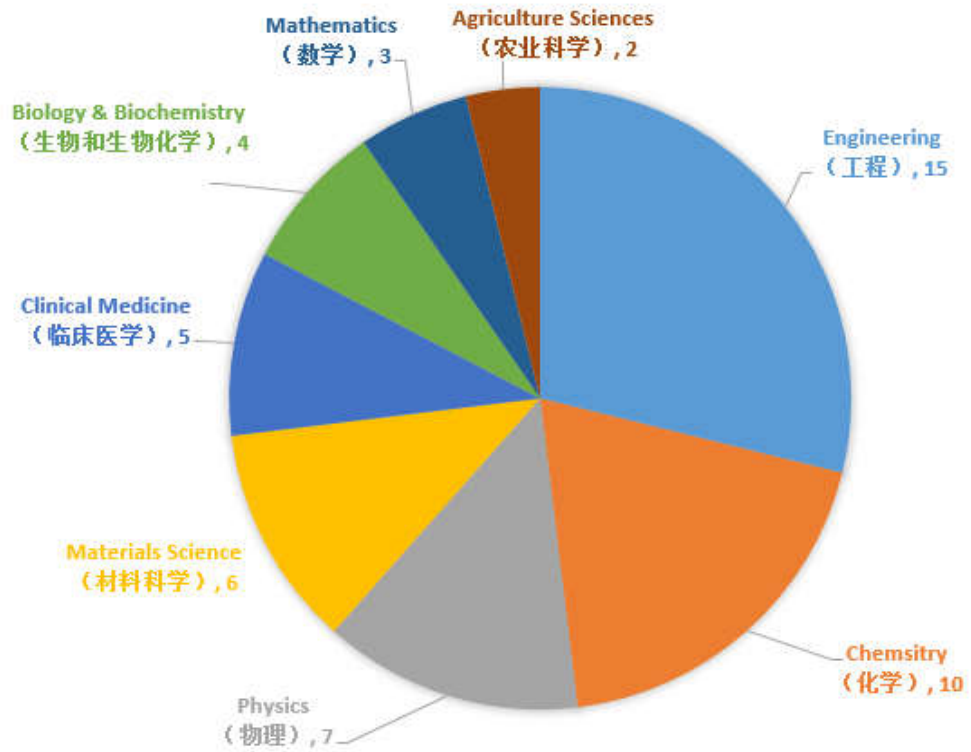


图-5 高被引论文学科分布

6.2 高被引论文学院分布

总起来说，52 篇高被引论分布在 8 个学院（研究院），其中化学化工学院 13 篇、资源与环境学院 8 篇、物理科学与技术学院 8 篇、山东省医学科学院 7 篇、材料科学与工程学院 5 篇、光功能与成像研究院 4 篇、数学科学学院 3 篇、商学院 1 篇、其他 3 篇，如表-3 所示。各学院所占百分比如图-6 所示。

表-3 高被引论文学院分布

学院名称	高被引论文数
化学化工学院	13
资源与环境学院	8
物理科学与技术学院	8
医学与生命科学学院	7
材料科学与工程学院	5
光功能材料与成像研究院	4
数学科学学院	3
商学院	1
其他	3

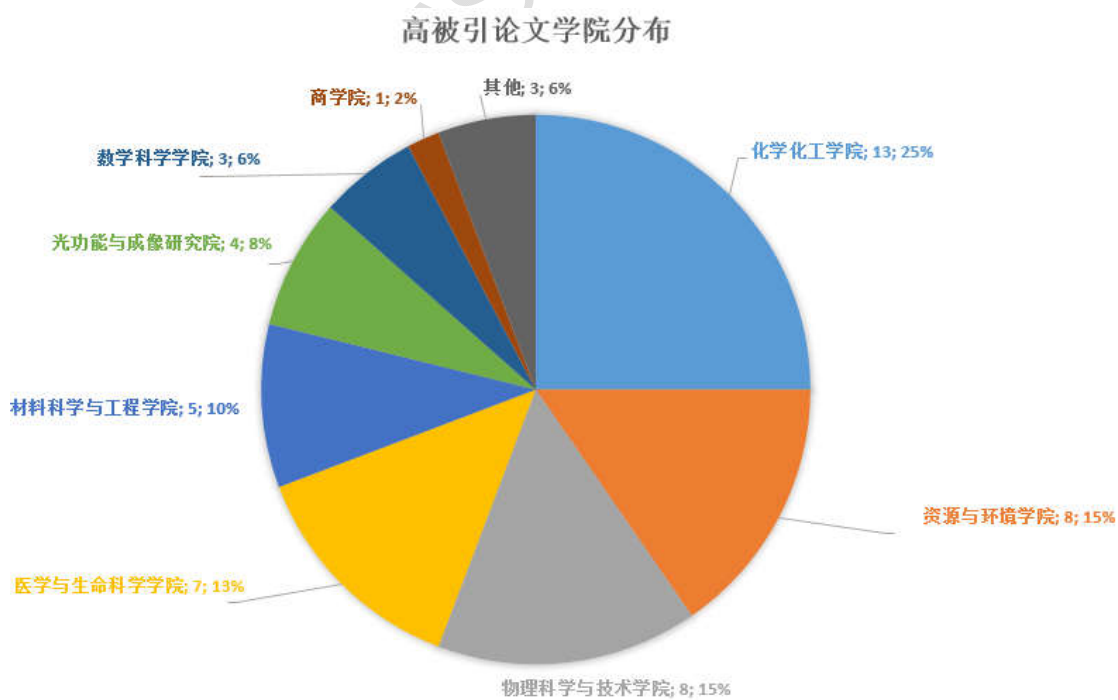


图-6 高被引论文学院分布

6.3 高被引论文学院贡献度

根据学科与学院的契合程度分析,临床医学、物理学、数学的高被引论文来源相对比较集中,主要来自于我校对应学院作者。化学 10 篇高被引论文来自 3 个学院(研究院),材料科学 6 篇高被引论文平均分布在 3 个学院,工程学位论文主要来自资源与环境学院,生物和生物化学 4 篇高被引来自化学化工学院和医学与生命科学学院。各学院贡献度如表-4 和图-7 所示。

表-4 高被引论文学院贡献度

	化学	材料科学	工程学	临床医学	生物和生物化学	数学	物理学	农业科学
化学化工学院	5	2	3		2		1	
资源与环境学院			8					
物理科学与技术学院		2					6	
医学与生命科学学院				5	2			
光功能材料与成像研究院	4							
材料科学与工程学院	1	2	2					
数学科学学院						3		
商学院			1					
其他			1					2

学院贡献度

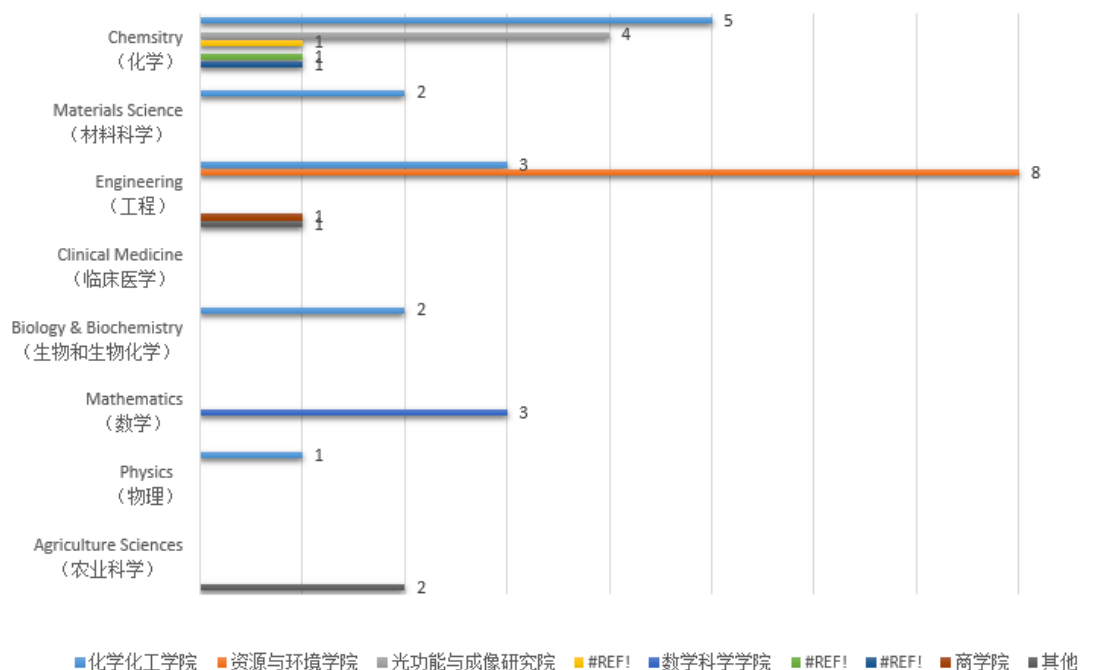


图-7 高被引论文学院贡献度

6.4 高被引论文作者情况统计

从通讯作者单位和第1作者单位均为济南大学角度统计，我校共有 32 篇高被引论文，比 2017 年 3 月份统计数据增加 3 篇，新增通讯作者 2 位，挤出 1 位，论文来自 15 位作者，数量较多的是张昌文团队、杜斌团队和林伟英团队，如表-5 所示。

表-5 高被引论文作者分布情况

学院	论文篇数	通讯作者	论文篇数	第 1 作者	论文篇数
化学化工学院	8	罗川南	3	Fan Lulu	2
				Li Leilei	1
		于京华	2	Wang shoumei	1
				Ge Lei	1
		徐彩霞	2	徐彩霞	1

				徐彩霞	1
		魏琴	1	Gao Jian	1
资源与环境学院	8	杜斌	5	Cui Limei	1
				Yan Liangguo	1
				Xin Xiaodong	1
				Guo Xiaoyao	1
				Wei Dong	1
		孙蒙	1	Chen Guodong	1
		国伟林	1	Su Shengnan	1
		闫良国	1	Shan Ran-ran	1
物理科学与技术学院	7	张昌文	6	Zhang Run-wu	4
				Zhao Hui	1
				Wang Yaping	1
		徐锡金	1	Zhang Shouwei	1
光功能材料与成像研究院	4	林伟英	4	Tang Yonghe	2
				Chen Hua	1
				Dong Baoli	1
数学科学学院	2	孙书荣	2	Zhao Yige	2
材料科学与工程学院	1	李嘉	1	Lu Lu	1
医学与生命科学学院	2	张福仁	1	张福仁	1
		邢立刚	1	Meng XianJiao	1

6.5 高被引论文对比变化情况

和我校 ESI 高被引论文 2017 年 3 月份更新数据相比较，通讯作者单位和第 1 作者单位均为济南大学高被引论文中，除 1 位作者被挤出高被引外，其他作者均保持高被引态势，另外新增 3 篇，新增通讯作者 2 位，如表-6 所示。

表-6 高被引论文对比变化情况

学院	学科	题名	来源	出版年	通讯作者	第1作者	2017年1月份数据更新被引数据	2017年3月份数据更新被引数据	2017年5月份数据更新被引数据	
化学化工学院	MATERIALS SCIENCE (材料科学)	THREE-DIMENSIONAL PAPER-BASED ELECTROCHEMILUMINESCENCE IMMUNODEVICE FOR MULTIPLEXED MEASUREMENT OF BIOMARKERS AND POINT-OF-CARE TESTING	BIOMATERIALS 33 (4): 1024-1031 FEB 2012	2012	于京华	Ge Lei	165	174	177	
	CHEMISTRY (化学)	PAPER-BASED CHEMILUMINESCENCE ELISA: LAB-ON-PAPER BASED ON CHITOSAN MODIFIED PAPER DEVICE AND WAX-SCREEN-PRINTING	BIOSSENS BIOELECTRON 31 (1): 212-218 JAN 15 2012	2012		Wang Shoumei	122	127	130	
	ENGINEERING (工程学)	FABRICATION OF NOVEL MAGNETIC CHITOSAN GRAFTED WITH GRAPHENE OXIDE TO ENHANCE ADSORPTION PROPERTIES FOR METHYL BLUE	J HAZARD MATER 215: 272-279 MAY 15 2012	2012	罗川南	Fan Lulu	158	165	173	
	BIOLOGY & BIOCHEMISTRY (生物与生物化学)	HIGHLY SELECTIVE ADSORPTION OF LEAD IONS BY WATER-DISPERSIBLE MAGNETIC CHITOSAN/GRAPHENE OXIDE COMPOSITES	COLLOID SURFACE B 103: 523-529 MAR 1 2013	2013		Fan Lulu	90	97	108	
		ADSORBENT FOR CHROMIUM REMOVAL BASED ON GRAPHENE OXIDE FUNCTIONALIZED WITH MAGNETIC CYCLODEXTRIN-CHITOSAN	COLLOID SURFACE B 107: 76-83 JUL 1 2013	2013	Li Lilei	75	82	91		
	ENGINEERING (工程学)	NANOPOROUS PDCU ALLOY FOR FORMIC ACID ELECTRO-OXIDATION	J POWER SOURCES 199: 124-131 FEB 1 2012	2012	徐彩霞	徐彩霞	78	83	85	
		NANOPOROUS PTCO AND PTNI ALLOY RIBBONS FOR METHANOL ELECTROOXIDATION	INT J HYDROGEN ENERG 37 (14): 10489-10498 JUL 2012	2012			56	56	60	
	CHEMISTRY (化学)	ULTRASENSITIVE ELECTROCHEMICAL IMMUNOASSAY FOR CEA THROUGH HOST-GUEST INTERACTION OF BETA-CYCLODEXTRIN FUNCTIONALIZED GRAPHENE AND CU@AG CORE-SHELL NANOPARTICLES WITH ADAMANTINE-MODIFIED ANTIBODY	BIOSSENS BIOELECTRON 63: 465-471 JAN 15 2015	2015	魏琴	Gao jian	31	34	38	
	资源与环境学院	ENGINEERING (工程学)	ADSORPTION OF PHOSPHATE FROM AQUEOUS SOLUTION BY HYDROXY-ALUMINUM, HYDROXY-IRON AND HYDROXY-IRON-ALUMINUM PILLARED BENTONITES	J HAZARD MATER 179 (1-3): 244-250 JUL 15 2010	2010	杜斌	Yan Lianguo	93	100	105
			HIGHLY EFFICIENT REMOVAL OF HEAVY METAL IONS BY AMINE-FUNCTIONALIZED MESOPOROUS FE3O4 NANOPARTICLES	CHEM ENG J 184: 132-140 MAR 1 2012	2012		Xin Xiaodong	86	90	95
Synthesis of amino functionalized magnetic graphenes composite material and its application to remove Cr(VI), Pb(II), Hg(II), Cd(II) and Ni(II) from contaminated water			JOURNAL OF HAZARDOUS MATERIALS 卷: 278 页: 211-220	2014	Guo Xiaoyao		59	63	74	
EDTA FUNCTIONALIZED MAGNETIC GRAPHENE OXIDE FOR REMOVAL OF PB(II), HG(II) AND CU(II) IN WATER TREATMENT: ADSORPTION MECHANISM AND SEPARATION PROPERTY		CHEM ENG J 281: 1-10 DEC 1 2015	2015	Cui Limei	24		30	41		
Extracellular polymeric substances for Zn (II) binding during its sorption process onto aerobic granular sludge		JOURNAL OF HAZARDOUS MATERIALS 卷: 301 页: 407-415	2016	Wei Dong	6		7	8		
AG3PO4/GRAPHENE-OXIDE COMPOSITE WITH REMARKABLY ENHANCED VISIBLE-LIGHT-DRIVEN PHOTOCATALYTIC ACTIVITY TOWARD DYES IN WATER		J HAZARD MATER 244: 86-93 JAN 15 2013	2013	孙蒙	Chen Guodong		76	80	86	
ENGINEERING (工程学)		HETEROGENEOUS ACTIVATION OF OXONE BY COXFE3-XO4 NANOCATALYSTS FOR DEGRADATION OF RHODAMINE B	J HAZARD MATER 244: 736-742 JAN 15 2013	2013	国伟林	Su Shengnan	46	49	56	
		Magnetic Fe3O4/MgAl-LDH composite for effective removal of three red dyes from aqueous solution	CHEMICAL ENGINEERING JOURNAL 卷: 252 页: 38-46	2014	闫良国	Shan Ran-ran		33	37	
PHYSICS (物理学)		Ethynyl-functionalized stanene film: a promising candidate as large-gap quantum spin Hall insulator	NEW JOURNAL OF PHYSICS 卷: 17	2015		Zhang Run-wu			30	

物理科学与技术学院		UNEXPECTED GIANT-GAP QUANTUM SPIN HALL INSULATOR IN CHEMICALLY DECORATED PLUMBENE MONOLAYER	SCI REP 6: - FEB 2 2016	2016	张昌文	Zhao Hui	18	20	22
		FUNCTIONALIZED THALLIUM ANTIMONY FILMS AS EXCELLENT CANDIDATES FOR LARGE-GAP QUANTUM SPIN HALL INSULATOR	SCI REP 6: - FEB 17 2016	2016		Zhang Run-wu	9	12	13
		Controllable band structure and topological phase transition in two-dimensional hydrogenated arsenene	SCI REP 6: - FEB 3 2016	2016		Wang, Ya-ping	9	11	15
		ROOM TEMPERATURE QUANTUM SPIN HALL INSULATOR IN ETHYNYL-DERIVATIVE FUNCTIONALIZED STANENE FILMS	SCI REP 6: - JAN 5 2016	2016		Zhang Run-wu	8	10	11
		New family of room temperature quantum spin Hall insulators in two-dimensional germanene films	JOURNAL OF MATERIALS CHEMISTRY C 卷: 4 期: 10 页: 2088-2094	2016		Zhang Run-wu		9	12
		Formation of Fe ₃ O ₄ @MnO ₂ ball-in-ball hollow spheres as a high performance catalyst with enhanced catalytic performances	JOURNAL OF MATERIALS CHEMISTRY A 卷: 4 期: 4 页: 1414-1422	2016		徐锡金	Zhang ShouWei		11
数学科学学院	MATHEMATICS (数学)	POSITIVE SOLUTIONS FOR BOUNDARY VALUE PROBLEMS OF NONLINEAR FRACTIONAL DIFFERENTIAL EQUATIONS	APPL MATH COMPUT 217 (16): 6950-6958 APR 15 2011	2011	孙书容	Zhao Yige	47	52	54
		Positive Solutions to Boundary Value Problems of Nonlinear Fractional Differential Equations	ABSTRACT AND APPLIED ANALYSIS 文献号: 390543	2011		Zhao Yige		38	40
光功能材料与成像研究院	CHEMISTRY (化学)	DEVELOPMENT OF FLUORESCENT PROBES BASED ON PROTECTION-DEPROTECTION OF THE KEY FUNCTIONAL GROUPS FOR BIOLOGICAL IMAGING	CHEM SOC REV 44 (15): 5003-5015 2015	2015	林伟英	Tang Yongke	43	49	54
		Single near-infrared fluorescent probe with high- and low-sensitivity sites for sensing different concentration ranges of biological thiols with distinct modes of fluorescence signals	CHEMICAL SCIENCE, 2016, 7(3): 1896-1903	2016		Chen Hua	10	13	16
		Development of a Two-Photon Fluorescent Probe for Imaging of Endogenous Formaldehyde in Living Tissues	ANGEWANDTE CHEMIE-INTERNATIONAL EDITION, 2016, 55(10): 3356-3359	2016		Tang Yongke	9	10	13
		Dual Site-Controlled and Lysosome-Targeted Intramolecular Charge Transfer-Photoinduced Electron Transfer-Fluorescence Resonance Energy Transfer Fluorescent Probe for Monitoring pH Changes in Living Cells	ANALYTICAL CHEMISTRY 卷: 88 期: 7 页: 4085-4091	2016		Dong Baoli			12
材料科学与工程学院	MATERIALS SCIENCES (材料科学)	A hierarchically porous MgFe ₂ O ₄ /gamma-Fe ₂ O ₃ magnetic microspheres for efficient removals of dye and pharmaceutical from water	CHEMICAL ENGINEERING JOURNAL 卷: 283 页: 524-534	2016	李嘉	LU LU			7
		Near room-temperature triethylamine sensor constructed with CuO/ZnO P-N heterostructural nanorods directly on flat electrode	SENSORS AND ACTUATORS B-CHEMICAL 卷: 225 页: 16-23、	2016	曹丙强	Xu Qii		9	
医学与生命科学	Clinical Medicine (临床医学)	GENOMEWIDE ASSOCIATION STUDY OF LEPROSY	N ENGL J MED 361 (27): 2609-2618 DEC 31 2009	2009	张福仁	张福仁	295	303	310

科学 学院	Predictive biomarkers in PD-1/PD-L1 checkpoint blockade immunotherapy	CANCER TREATMENT REVIEWS 卷: 41 期: 10 页: 868-876	2015	邢 立 刚	Meng Xiaojiao							29
----------	---	--	------	-------------	------------------	--	--	--	--	--	--	----

7 济南大学高被引论文详细情况

7.1 详细数据统计表

各学科高被引论文数量及学院分布、作者情况如表-7 所示。

表-7 各学科高被引论文数量及分布学院、作者情况

类别	学科	高被引 论文篇 数	论 文编 号	高 被 引 次 数	所属学院	通（ 讯第 一作 者单 位）	通（ 讯第 二作 者单 位）	通（ 讯第 四作 者单 位）	第 2 单 位	第 3 单 位	第 4 单 位	第 7 单 位	第 9 单 位	第 13 单 位		
进入前 1%学 科	Chemistry (化学)	10	1	250	化学化工学院				√							
			2	182	化学化工学院				√							
			3	176	材料科学与工程学院					√						
			4	130	化学化工学院	√										
			5	54	光功能材料与成像研究院	√										
			6	38	化学化工学院	√										
			7	16	光功能材料与成像研究院	√										
			8	13	光功能材料与成像研究院	√				√						
			9	12	化学化工学院						√					
			10	12	光功能材料与成像研究院	√										
	Clinical Medicine (临床医学)	5	1	310	医学与生命科学学院	√										
			2	181	医学与生命科学学院										√	
			3	98	医学与生命科学学院									√		
			4	29	医学与生命科学学院	√										

				学院-肿瘤医院																
		5	23	医学与生命科学学院		√														
Materials Science (材料科学)	6	1	177	化学化工学院	√															
		2	92	化学化工学院					√											
		3	27	材料科学与工程学院					√											
		4	22	物理科学与技术学院	√															
		5	17	材料科学与工程学院						√										
		6	12	物理科学与技术学院	√															
Engineering (工程学)	15	1	173	化学化工学院	√															
		2	105	资源与环境学院	√															
		3	95	资源与环境学院	√															
		4	86	资源与环境学院	√															
		5	85	化学化工学院	√															
		6	84	材料科学与工程学院					√											
		7	74	资源与环境学院	√															
		8	60	商学院(经济学院)					√											
		9	60	化学化工学院	√															
		10	56	资源与环境学院	√															
		11	41	资源与环境学院	√															
		12	37	资源与环境学院	√															
		13	8	资源与环境学院	√															
		14	7	不是济南大学文章																
		15	7	材料科学与工程学院	√															
未进入前1%	Physics (物理)	7	1	57	物理科学与技术学院					√										
			2	42	化学化工学院													√		
			3	30	物理科学与技术学院	√														
			4	22	物理科学与技术学院	√														
			5	15	物理科学与技术学院	√														
			6	13	物理科学与技术学院	√														

学科			7	11	物理科学与技术学院	√								
	Biology & Biochemistry (生物和生物化学)	4	1	145	医学与生命科学学院-山东省肿瘤医院						√			
			2	108	化学化工学院	√								
			3	91	化学化工学院	√								
			4	58	医学与生命科学学院					√				
	Mathematics (数学)	3	1	54	数学科学学院	√								
			2	45	数学科学学院				√					
			3	40	数学科学学院	√								
	Agriculture Sciences (农业科学)	2	1		不是济南大学文章									
			2		不是济南大学文章									

7.2 济南大学前 1%学科学科现状分析

7.2.1 化学学科现状分析

化学学科 2017 年 5 月份国内高校 ESI 排名如表-8 所示。可以看出排在前 10 位的高校分别是中科院大学、浙江大学、清华大学、南京大学、北京大学、中国科学技术大学、复旦大学、南开大学、吉林大学、华东理工大学和。在表-8 中，排名第 1 位的中科院大学排名第 120 位的曲阜师范大学，其化学学科都进入了 ESI 的前 1%行列。我校的化学学科按照 ESI 总被引频次在国内高校排名第 55 位，省内高校第 4 位。

表-8 化学学科国内高校排名

排名	名称	Web of Science 论文数	学科规范化的引文影响力	被引频次	论文被引百分比	国际合作论文
----	----	--------------------	-------------	------	---------	--------

1	University of Chinese Academy of Sciences	16573	1.33	267795	84.63	1545
2	Zhejiang University	12223	1.17	186885	85.67	1938
3	Tsinghua University	9736	1.46	178786	84.93	1674
4	Nanjing University	9179	1.4	158967	86.96	1525
5	Peking University	8272	1.45	154671	86.86	1686
6	University of Science & Technology of China	8121	1.53	150675	86.17	1564
7	Fudan University	7024	1.43	139611	86.97	1339
8	Nankai University	7376	1.44	137242	87.12	870
9	Jilin University	11080	1.03	136038	82.03	1550
10	East China University of Science & Technology	8165	1.24	120957	84.35	1552
11	Dalian University of Technology	5800	1.31	96485	84.74	1252
12	Sichuan University	9033	0.89	96225	81.34	946
13	Xiamen University	5429	1.41	94069	85.87	1188
14	Wuhan University	4870	1.43	87735	86.61	701
15	Sun Yat Sen University	4843	1.44	85568	86.7	759
16	Shandong University	7119	1.02	84828	82.79	1049
17	South China University of Technology	6108	1.3	83405	83.25	1038
18	Lanzhou University	4994	1.35	79528	87.73	452
19	Shanghai Jiao Tong University	5708	1.1	78032	84.2	1158
20	Suzhou University	5235	1.33	73972	85.56	1000
21	Tianjin University	6738	1.02	72944	79.8	977
22	Beijing University of Chemical Technology	6012	0.99	69630	83.55	869
23	Hunan University	3946	1.52	64250	85.48	536
24	Northeast Normal University - China	3582	1.17	57621	85.99	273
25	Fuzhou University	3165	1.58	56210	84.49	347
26	East China Normal University	3231	1.39	51830	87.09	579
27	Harbin Institute of Technology	4366	1.05	48083	78.4	910
28	Huazhong University of Science & Technology	3594	1.23	45805	81.41	786
29	Wuhan University of Technology	1709	2.04	40477	81.63	526
30	Beijing Institute of Technology	3814	0.97	40362	79.58	637
31	Southeast University - China	3824	0.93	39939	76.88	509
32	Central China Normal University	2126	1.42	39112	82.93	279
33	Nanjing University of Technology	3821	0.92	35704	76.97	550
34	Xi'an Jiaotong University	3240	1.06	35093	78.36	709
35	Tongji University	2800	1.11	34445	82.32	469
36	Shanghai University	2674	1.18	33760	79.36	438

37	Zhengzhou University	3474	0.89	32573	79.85	342
38	Central South University	3554	0.95	31754	81.74	527
39	Southwest University - China	2620	1.11	30296	82.33	240
40	Donghua University	2376	1.09	30203	82.28	500
41	Northwest University Xi'an	2795	0.91	28207	80.36	341
42	Beijing Normal University	2497	0.98	28187	83.66	529
43	Nanjing University of Science & Technology	2677	0.96	26715	78.67	289
44	Qingdao University of Science & Technology	2471	0.88	26679	80.21	161
45	University of Science & Technology Beijing	2438	1.1	26453	79.08	475
46	Zhejiang University of Technology	3046	0.75	24962	76.3	331
47	China University of Petroleum	2894	0.87	24324	74.64	505
48	Jiangsu University	2393	1.21	22659	77.73	302
49	Jiangnan University	2637	0.86	21684	77.47	447
50	Beihang University	1847	1.24	21606	77.91	303
51	Anhui Normal University	1263	1.3	20891	87.02	84
52	China Pharmaceutical University	2502	0.75	20587	81.18	282
53	South China Normal University	2023	0.84	20229	82.01	418
54	University Town of Shenzhen	1526	1.39	19326	81.06	280
55	University of Jinan	1899	1.14	18675	79.15	174
56	Xiangtan University	1718	1.04	18450	81.49	204
57	Chongqing University	2275	1	18258	73.01	390
58	Shaanxi Normal University	2050	0.87	18005	79.41	236
59	Harbin Engineering University	972	1.43	17847	82.61	145
60	Yangzhou University	1559	1.1	17259	81.08	217
61	Henan Normal University	1661	0.85	17105	80.49	175
62	China Agricultural University	2054	0.65	16821	74.78	294
63	Zhejiang Normal University	1412	1.07	16219	81.23	182
64	Henan University	1778	0.82	16075	81.72	164
65	Nanjing Normal University	1115	1.25	15910	84.3	124
66	Nanjing University of Posts & Telecommunications	832	1.55	15572	79.69	124
67	Nanchang University	1666	0.92	15171	79.83	252
68	Shanghai Normal University	847	1.39	15133	85.6	112
69	Wenzhou University	1094	1.08	14979	83.82	134
70	Hunan Normal University	1030	1.11	14364	84.95	106
71	Northeastern University - China	1463	0.81	14360	75.87	254
72	Hefei University of Technology	1387	0.96	13522	77.51	206
73	Heilongjiang University	1286	1.07	13418	77.92	173
74	Jinan University	1556	0.8	13267	78.28	168
75	Shanxi University	1418	0.96	13234	75.88	189

76	Jiangxi Normal University	1160	1.17	13167	80.6	102
77	Zhejiang Sci-Tech University	1130	1.2	13151	81.5	234
78	Ocean University of China	1583	0.79	13083	79.03	192
79	Nanjing University of Aeronautics & Astronautics	960	1.28	13070	80.63	187
80	Beijing University of Technology	1212	1.02	12921	77.56	186
81	China University of Geosciences	1409	1.07	12839	76.37	340
82	Northwestern Polytechnical University	1552	0.96	12679	79.64	251
83	Northwest Normal University - China	1497	0.84	11977	79.36	74
84	Hangzhou Normal University	1060	1.03	11763	81.89	151
85	Hubei University	997	1.01	11285	83.45	205
86	Guangxi Normal University	1129	0.81	11274	79.19	103
87	Anhui University	1198	0.92	11061	74.37	116
88	Shandong Normal University	1076	0.93	10975	79.37	102
89	Changzhou University	1361	1.03	10796	76.27	151
90	Tianjin Normal University	882	0.93	10717	77.32	41
91	Liaocheng University	1518	0.55	10688	76.81	67
92	Jiangsu Normal University	1139	0.91	10633	76.21	109
93	Hebei University	1486	0.56	10586	74.5	60
94	Shenyang Pharmaceutical University	1512	0.59	10422	80.82	205
95	Huaqiao University	746	1.21	9817	82.31	61
96	Huazhong Agricultural University	844	1	9456	81.16	107
97	Qingdao University	887	1	9359	78.69	235
98	South Central University for Nationalities	757	1.17	9247	80.85	92
99	Renmin University of China	637	1.28	9109	84.46	114
100	Yunnan University	964	0.8	8719	78.22	90
101	Liaoning Normal University	1072	0.6	8370	79.76	58
102	Capital Normal University	1036	0.89	8214	74.9	80
103	Tianjin Polytechnic University	1178	0.7	8114	75.38	118
104	Taiyuan University of Technology	1422	0.7	8033	71.24	192
105	Northwest A&F University - China	1042	0.82	7706	76.97	219
106	Second Military Medical University	914	0.63	7676	82.49	101
107	Luoyang Normal University	1082	0.57	7544	62.66	51
108	Hebei Normal University	786	0.78	7542	80.03	76
109	Northeast Forestry University - China	795	0.85	7169	80.25	126
110	Fujian Normal University	922	0.8	7168	75.16	91
111	Liaoning University	853	0.7	7115	79.6	83

112	University of Electronic Science & Technology of China	1013	0.77	7048	73.64	232
113	Wenzhou Medical University	501	1.19	7028	78.04	79
114	Guizhou University	962	0.75	6999	73.8	191
115	Ningbo University	1116	0.71	6961	74.64	118
116	China University of Mining & Technology	1211	0.64	6916	69.78	243
117	Xinjiang University	923	0.65	6808	74.32	84
118	Hebei University of Technology	968	0.66	6523	74.38	131
119	Bohai University	676	0.84	6236	81.95	50
120	Qufu Normal University	806	0.92	6151	74.19	58

我校化学学科共有 10 篇高被引论文，如图-8 所示：



1	SYNTHESIS OF FUNCTIONALIZED 3D HIERARCHICAL POROUS CARBON FOR HIGH-PERFORMANCE SUPERCAPACITORS	Times Cited: 250
	By: QIE, L; CHEN, WM; XU, HH; et.al Source: ENERGY ENVIRON SCI 6 (8): 2497-2504 AUG 2013 Research Fields: CHEMISTRY	
2	HIGH-PERFORMANCE BI-FUNCTIONAL ELECTROCATALYSTS OF 3D CRUMPLED GRAPHENE-COBALT OXIDE NANOHYBRIDS FOR OXYGEN REDUCTION AND EVOLUTION REACTIONS	Times Cited: 182
	By: MAO, S; WEN, ZH; HUANG, TZ; et.al Source: ENERGY ENVIRON SCI 7 (2): 609-616 FEB 2014 Research Fields: CHEMISTRY	
3	GENERALIZED FABRICATION OF NANOPOROUS METALS (AU, PD, PT, AG, AND CU) THROUGH CHEMICAL DEALLOYING	Times Cited: 176
	By: ZHANG, ZH; WANG, Y; QI, Z; et.al Source: J PHYS CHEM C 113 (29): 12629-12636 JUL 23 2009 Research Fields: CHEMISTRY	
4	PAPER-BASED CHEMILUMINESCENCE ELISA: LAB-ON-PAPER BASED ON CHITOSAN MODIFIED PAPER DEVICE AND WAX-SCREEN-PRINTING	Times Cited: 130  Research Front
	By: WANG, SM; GE, L; SONG, XR; et.al Source: BIOSENS BIOELECTRON 31 (1): 212-218 JAN 15 2012 Research Fields: CHEMISTRY	
5	DEVELOPMENT OF FLUORESCENT PROBES BASED ON PROTECTION-DEPROTECTION OF THE KEY FUNCTIONAL GROUPS FOR BIOLOGICAL IMAGING	Times Cited: 54
	By: TANG, YH; LEE, DY; WANG, JL; et.al Source: CHEM SOC REV 44 (15): 5003-5015 2015 Research Fields: CHEMISTRY	
6	ULTRASENSITIVE ELECTROCHEMICAL IMMUNOASSAY FOR CEA THROUGH HOST-GUEST INTERACTION OF BETA-CYCLODEXTRIN FUNCTIONALIZED GRAPHENE AND CU@AG CORE-SHELL NANOPARTICLES WITH ADAMANTINE-MODIFIED ANTIBODY	Times Cited: 38
	By: GAO, J; GUO, ZK; SU, FJ; et.al Source: BIOSENS BIOELECTRON 63: 465-471 JAN 15 2015 Research Fields: CHEMISTRY	
7	SINGLE NEAR-INFRARED FLUORESCENT PROBE WITH HIGH- AND LOW-SENSITIVITY SITES FOR SENSING DIFFERENT CONCENTRATION RANGES OF BIOLOGICAL THIOLS WITH DISTINCT MODES OF FLUORESCENCE SIGNALS	Times Cited: 16  Research Front
	By: CHEN, H; TANG, YH; REN, MG; et.al Source: CHEM SCI 7 (3): 1896-1903 2016 Research Fields: CHEMISTRY	
8	DEVELOPMENT OF A TWO-PHOTON FLUORESCENT PROBE FOR IMAGING OF ENDOGENOUS FORMALDEHYDE IN LIVING TISSUES	Times Cited: 13
	By: TANG, YH; KONG, XQ; XU, A; et.al Source: ANGEW CHEM INT ED 55 (10): 3356-3359 MAR 1 2016 Research Fields: CHEMISTRY	
9	AN EFFICIENT METAL- AND SOLVENT-FREE ORGANOCATALYTIC SYSTEM FOR CHEMICAL FIXATION OF CO2 INTO CYCLIC CARBONATES UNDER MILD CONDITIONS	Times Cited: 12
	By: WANG, L; ZHANG, GY; KODAMAA, K; et.al Source: GREEN CHEM 18 (5): 1229-1233 2016 Research Fields: CHEMISTRY	
10	DUAL SITE-CONTROLLED AND LYSOSOME-TARGETED INTRAMOLECULAR CHARGE TRANSFER-PHOTOINDUCED ELECTRON TRANSFER-FLUORESCENCE RESONANCE ENERGY TRANSFER FLUORESCENT PROBE FOR MONITORING PH CHANGES IN LIVING CELLS	Times Cited: 12
	By: DONG, BL; SONG, XZ; WANG, C; et.al Source: ANAL CHEM 88 (7): 4085-4091 APR 5 2016 Research Fields: CHEMISTRY	

图-8 济南大学化学学科高被引论文

详细记录：

1、被引频次 250 次（济南大学是第 2 作者单位，化学化工学院）

Synthesis of functionalized 3D hierarchical porous carbon for high-performance supercapacitors

作者:Qie, L (Qie, Long)[1] ; Chen, WM (Chen, Weimin)[1] ; Xu, HH (Xu, Henghui)[1] ; Xiong, XQ (Xiong, Xiaoqin)[1] ; Jiang, Y (Jiang, Yan)[1] ; Zou, F (Zou, Feng)[1] ; Hu, XL (Hu, Xianluo)[1] ; Xin, Y (Xin, Ying)[2] ; Zhang, ZL (Zhang, Zhaoliang)[2] ; Huang, YH (Huang, Yunhui)[1]

ENERGY & ENVIRONMENTAL SCIENCE

卷: 6 期: 8 页: 2497-2504

DOI: 10.1039/c3ee41638k

出版年: AUG 2013

作者信息

通讯作者地址: Hu, XL (通讯作者)

Huazhong Univ Sci & Technol, Sch Mat Sci & Engn, Minist Educ, Key Lab Adv Battery Mat & Syst, Wuhan 430074, Hubei, Peoples R China.

地址:

[1] Huazhong Univ Sci & Technol, Sch Mat Sci & Engn, Minist Educ, Key Lab Adv Battery Mat & Syst, Wuhan 430074, Hubei, Peoples R China

[2] **Univ Jinan**, Sch Chem & Chem Engn, Shandong Prov Key Lab Fluorine Chem & Chem Mat, Jinan 250022, Shandong, Peoples R China

电子邮件地址:huxl@mail.hust.edu.cn; huangyh@mail.hust.edu.cn

研究方向:Chemistry; Energy & Fuels; Engineering; Environmental Sciences & Ecology

Web of Science 类别:Chemistry, Multidisciplinary; Energy & Fuels; Engineering, Chemical; Environmental Sciences

文献信息

文献类型:Article

语种:English

入藏号: WOS:000321983800023

ISSN: 1754-5692

eISSN: 1754-5706

2、被引频次 182（济南大学是第 2 作者单位，化学化工学院）

High-performance bi-functional electrocatalysts of 3D crumpled graphene-cobalt oxide nanohybrids for oxygen reduction and evolution reactions

作者:Mao, S (Mao, Shun)[1] ; Wen, ZH (Wen, Zhenhai)[1] ; Huang, TZ (Huang, Taizhong)[1,2] ; Hou, Y (Hou, Yang)[1] ; Chen, JH (Chen, Junhong)[1]

查看 ResearcherID 和 ORCID

ENERGY & ENVIRONMENTAL SCIENCE

卷: 7 期: 2 页: 609-616

DOI: 10.1039/c3ee42696c

出版年: FEB 2014

作者信息

通讯作者地址: Mao, S (通讯作者)

Univ Wisconsin, Dept Mech Engr, 3200 N Cramer St, Milwaukee, WI 53211 USA.

地址:

[1] Univ Wisconsin, Dept Mech Engr, Milwaukee, WI 53211 USA

[2] **Univ Jinan**, Key Lab Chem Sensing & Anal Univ Shandong, Sch Chem & Chem Engr,

Jinan 250022, Peoples R China

电子邮件地址:jhchen@uwm.edu

类别 / 分类

研究方向:Chemistry; Energy & Fuels; Engineering; Environmental Sciences & Ecology

Web of Science 类别:Chemistry, Multidisciplinary; Energy & Fuels; Engineering, Chemical; Environmental Sciences

文献信息

文献类型:Article

语种:English

入藏号: WOS:000331413700008

ISSN: 1754-5692

eISSN: 1754-5706

3、被引频次 176 次（济南大学是第 2 作者单位，材料科学与工程学院）

Generalized Fabrication of Nanoporous Metals (Au, Pd, Pt, Ag, and Cu) through Chemical Dealloying

作者:Zhang, ZH (Zhang, Zhonghua)[1] ; Wang, Y (Wang, Yan)[2] ; Qi, Z (Qi, Zhen)[1] ; Zhang, WH (Zhang, Wenhua)[3] ; Qin, JY (Qin, Jingyu)[1] ; Frenzel, J (Frenzel, Jan)[4]

JOURNAL OF PHYSICAL CHEMISTRY C

卷: 113

期: 29

页: 12629-12636

DOI: 10.1021/jp811445a

出版年: JUL 23 2009

作者信息

通讯作者地址: Zhang, ZH (通讯作者)

Shandong Univ, Key Lab Liquid Solid Struct Evolut & Proc Mat, Sch Mat Sci & Engr, Minist Educ, Jingshi Rd 73, Jinan 250061, Peoples R China.

地址:

[1] Shandong Univ, Key Lab Liquid Solid Struct Evolut & Proc Mat, Sch Mat Sci & Engr, Minist Educ, Jinan 250061, Peoples R China

[2] **Univ Jinan**, Sch Mat Sci & Engr, Jinan 250022, Peoples R China

[3] Chinese Acad Sci, Dalian Inst Chem Phys, Dalian Natl Lab Clean Energy, Dalian 116023, Peoples R China

[4] Ruhr Univ Bochum, Inst Werkstoffe, D-44780 Bochum, Germany

电子邮件地址:zh_zhang@sdu.edu.cn

文献类型:Article

语种:English

入藏号: WOS:000268139800004

ISSN: 1932-7447

4、被引频次 130 次（济南大学是第 1 作者和通讯作者单位，化学化工学院）

Paper-based chemiluminescence ELISA: Lab-on-paper based on chitosan modified paper device and wax-screen-printing

作者:Wang, SM (Wang, Shoumei)[1,3] ; Ge, L (Ge, Lei)[1,3] ; Song, XR (Song, Xianrang)[2,3] ; Yu, JH (Yu, Jinghua)[1,3] ; Ge, SG (Ge, Shengguang)[1,3] ; Huang, JD (Huang, Jiadong)[1,3] ; Zeng, F (Zeng, Fang)[1,3]

查看 ResearcherID 和 ORCID

BIOSENSORS & BIOELECTRONICS

卷: 31 期: 1 页: 212-218

DOI: 10.1016/j.bios.2011.10.019

出版年: JAN 15 2012

作者信息

通讯作者地址: Yu, JH (通讯作者)

Univ Jinan, Sch Chem & Chem Engn, Jinan 250022, Peoples R China.

[1] Univ Jinan, Sch Chem & Chem Engn, Jinan 250022, Peoples R China

[2] Shandong Tumor Hosp, Canc Res Ctr, Jinan 250117, Peoples R China

[3] Univ Jinan, Shandong Prov Key Lab Fluorine Chem & Chem Mat, Jinan 250022, Peoples R China

电子邮件地址:ujn.yujh@gmail.com

研究方向 :Biophysics; Biotechnology & Applied Microbiology; Chemistry; Electrochemistry; Science & Technology - Other Topics

Web of Science 类别:Biophysics; Biotechnology & Applied Microbiology; Chemistry, Analytical; Electrochemistry; Nanoscience & Nanotechnology

文献信息

文献类型:Article

语种:English

入藏号: WOS:000300468400033

PubMed ID: 22051546

ISSN: 0956-5663

5、被引频次 54（济南大学是第 1 作者和通讯作者单位，光功能材料与成像研究院）

Development of fluorescent probes based on protection-deprotection of the key functional groups for biological imaging

作者:Tang, YH (Tang, Yonghe)[1] ; Lee, DY (Lee, Dayoung)[2] ; Wang, JL (Wang, Jiaoliang)[3] ; Li, GH (Li, Guanhan)[1] ; Yu, JH (Yu, Jinghua)[1] ; Lin, WY (Lin, Weiyong)[1,3] ; Yoon, JY (Yoon, Juyoung)[2]

CHEMICAL SOCIETY REVIEWS

卷: 44 期: 15 页: 5003-5015

DOI: 10.1039/c5cs00103j

出版年: 2015

作者信息

通讯作者地址: Lin, WY (通讯作者)

Univ Jinan, Sch Biol Sci & Technol, Sch Chem & Chem Engr, Inst Fluorescent Probes Biol Imaging, Jinan 250022, Shandong, Peoples R China.

地址:

[1] Univ Jinan, Sch Biol Sci & Technol, Sch Chem & Chem Engr, Inst Fluorescent Probes Biol Imaging, Jinan 250022, Shandong, Peoples R China

[2] Ewha Womans Univ, Dept Chem & Nano Sci, Seoul 120750, South Korea

[3] Hunan Univ, Coll Chem & Chem Engr, State Key Lab Chemobiosensing & Chemometr, Changsha 410082, Hunan, Peoples R China

研究方向:Chemistry

Web of Science 类别:Chemistry, Multidisciplinary

文献信息

文献类型:Review

语种:English

入藏号: WOS:000358219300002

PubMed ID: 25971860

ISSN: 0306-0012

eISSN: 1460-4744

6、被引频次 38 (济南大学是第 1 作者和通讯作者单位, 化学化工学院)

Ultrasensitive electrochemical immunoassay for CEA through host-guest interaction of beta-cyclodextrin functionalized graphene and Cu@Ag core-shell nanoparticles with adamantane-modified antibody

作者:Gao, J (Gao, Jian)[1]; Guo, ZK (Guo, Zhankui)[1]; Su, FJ (Su, Fengjie)[1]; Gao, L (Gao, Liang)[1]; Pang, XH (Pang, Xuehui)[1]; Cao, W (Cao, Wei)[1]; Du, B (Du, Bin)[1]; Wei, Q (Wei, Qin)[1]

BIOSENSORS & BIOELECTRONICS

卷: 63 页: 465-471

DOI: 10.1016/j.bios.2014.07.081

出版年: JAN 15 2015

作者信息

通讯作者地址: Wei, Q (通讯作者)

Univ Jinan, Sch Chem & Chem Engr, Key Lab Chem Sensing & Anal Univ Shandong, Jinan 250022, Peoples R China.

地址:

[1] Univ Jinan, Sch Chem & Chem Engr, Key Lab Chem Sensing & Anal Univ Shandong, Jinan 250022, Peoples R China

电子邮件地址:sdjndxwq@163.com

研究方向 :Biophysics; Biotechnology & Applied Microbiology; Chemistry; Electrochemistry; Science & Technology - Other Topics

Web of Science 类别:Biophysics; Biotechnology & Applied Microbiology; Chemistry, Analytical; Electrochemistry; Nanoscience & Nanotechnology

文献信息

文献类型:Article

语种:English

入藏号: WOS:000343337000063

PubMed ID: 25129508

ISSN: 0956-5663

eISSN: 1873-4235

7、被引频次 16 (济南大学是第 1 作者和通讯作者单位, 光功能材料与成像研究院)

Single near-infrared fluorescent probe with high- and low-sensitivity sites for sensing different concentration ranges of biological thiols with distinct modes of fluorescence signals

作者:Chen, H (Chen, Hua)[2] ; Tang, YH (Tang, Yonghe)[1] ; Ren, MG (Ren, Mingguang)[1] ; Lin, WY (Lin, Weiyong)[1,2]

CHEMICAL SCIENCE

卷: 7 期: 3 页: 1896-1903

DOI: 10.1039/c5sc03591k

出版年: 2016

作者信息

通讯作者地址: Lin, WY (通讯作者)

Univ Jinan, Sch Biol Sci & Technol, Sch Chem & Chem Engr, Inst Fluorescent Probes Biol Imaging, Jinan 250022, Shandong, Peoples R China.

通讯作者地址: Lin, WY (通讯作者)

Hunan Univ, Coll Chem & Chem Engr, State Key Lab Chemo Biosensing & Chemometr, Changsha 410082, Hunan, Peoples R China.

地址:

[1] Univ Jinan, Sch Biol Sci & Technol, Sch Chem & Chem Engr, Inst Fluorescent Probes Biol Imaging, Jinan 250022, Shandong, Peoples R China

[2] Hunan Univ, Coll Chem & Chem Engr, State Key Lab Chemo Biosensing & Chemometr, Changsha 410082, Hunan, Peoples R China

电子邮件地址:Weiyonglin2013@163.com

文献信息

文献类型:Article

语种:English

入藏号: WOS:000371021900031

ISSN: 2041-6520

eISSN: 2041-6539

8、被引频次 13 (济南大学是第 1 作者和通讯作者单位, 光功能材料与成像研究院)

Development of a Two-Photon Fluorescent Probe for Imaging of Endogenous Formaldehyde in Living Tissues

作者:Tang, YH (Tang, Yonghe)[1] ; Kong, XQ (Kong, Xiuqi)[1] ; Xu, A (Xu, An)[1] ; Dong, BL (Dong, Baoli)[1] ; Lin, WY (Lin, Weiyong)[1]

ANGEWANDTE CHEMIE-INTERNATIONAL EDITION

卷: 55 期: 10 页: 3356-3359

DOI: 10.1002/anie.201510373

出版年: MAR 1 2016

作者信息

通讯作者地址: Lin, WY (通讯作者)

Univ Jinan, Sch Biol Sci, Sch Chem & Chem Engr, Inst Fluorescent Probes Biol Imaging, Jinan 250022, Shandong, Peoples R China.

地址:

[1] Univ Jinan, Sch Biol Sci, Sch Chem & Chem Engr, Inst Fluorescent Probes Biol Imaging, Jinan 250022, Shandong, Peoples R China

电子邮件地址:weiyinglin2013@163.com

文献信息

文献类型:Article

语种:English

入藏号: WOS:000371418200022

ISSN: 1433-7851

eISSN: 1521-3773

9、被引频次 12 (济南大学是第 2 作者单位, 化学化工学院)

An efficient metal- and solvent-free organocatalytic system for chemical fixation of CO₂ into cyclic carbonates under mild conditions

作者:Wang, L (Wang, Lin)[1] ; Zhang, GY (Zhang, Guangyou)[2] ; Kodamaa, K (Kodamaa, Koichi)[1] ; Hirose, T (Hirose, Takuji)[1]

GREEN CHEMISTRY

卷: 18 期: 5 页: 1229-1233

DOI: 10.1039/c5gc02697k

出版年: 2016

作者信息

通讯作者地址: Hirose, T (通讯作者)

Saitama Univ, Grad Sch Sci & Engr, Sakura Ku, 255 Shimo Okubo, Saitama 3388570, Japan.

地址:

[1] Saitama Univ, Grad Sch Sci & Engr, Sakura Ku, 255 Shimo Okubo, Saitama 3388570, Japan

[2] Univ Jinan, Sch Chem & Chem Engr, Jinan 250022, Peoples R China

电子邮件地址:hirose@apc.saitama-u.ac.jp

文献信息

文献类型:Article

语种:English

入藏号:WOS:000371608100008

ISSN: 1463-9262

eISSN: 1463-9270

10、被引频次 12 (济南大学是第 1 作者和通讯作者单位, 光功能材料与成像研究院)

Dual Site-Controlled and Lysosome-Targeted Intramolecular Charge Transfer-Photoinduced Electron Transfer-Fluorescence Resonance Energy Transfer Fluorescent Probe for Monitoring pH Changes in Living Cells

作者:Dong, BL (Dong, Baoli)[1] ; Song, XZ (Song, Xuezhen)[1] ; Wang, C (Wang,

Chao)[1] ; Kong, XQ (Kong, Xiuqi)[1] ; Tang, YH (Tang, Yonghe)[1] ; Lin, WY (Lin, Weiyin)[1]

ANALYTICAL CHEMISTRY

卷: 88 期: 7 页: 4085-4091

DOI: 10.1021/acs.analchem.6b00422

出版年: APR 5 2016

作者信息

通讯作者地址: Lin, WY (通讯作者)

Univ Jinan, Sch Biol Sci, Sch Chem & Chem Engr, Inst Fluorescent Probes Biol Imaging, Jinan 250022, Shandong, Peoples R China.

地址:

[1] Univ Jinan, Sch Biol Sci, Sch Chem & Chem Engr, Inst Fluorescent Probes Biol Imaging, Jinan 250022, Shandong, Peoples R China

电子邮件地址:weiyinlin2013@163.com

研究方向:Chemistry

Web of Science 类别:Chemistry, Analytical

文献信息

文献类型:Article

语种:English

入藏号: WOS:000373656300088

PubMed ID: 26987045

ISSN: 0003-2700

eISSN: 1520-6882

7.2.2 临床医学学科现状分析

临床医学 2017 年 5 月国内高校 ESI 排名如表-9 所示。可以看出排在前 10 位的高校分别是上海交通大学、中山大学、复旦大学、北京大学、浙江大学、首都医科大学、四川大学、南京医科大学、第二军医大学和华中科技大学。在表-9 中,排名第 1 位的上海交通大学至排名第 77 位的广东药科大学,其临床医学学科都进入了 ESI 的前 1%行列。我校的临床医学学科按照 ESI 总被引频次在国内高校排名第 40 位,省内高校第 3 位。

表-9 ESI 临床医学国内高校排名

排名	机构名称	Web of Science	学科规范	被引频次	论文被引	国际合作
----	------	----------------	------	------	------	------

		论文数	化的引文影响力		百分比	论文
1	Shanghai Jiao Tong University	14423	1.16	154795	77.88	3319
2	Sun Yat Sen University	10918	1.13	113555	79.31	2399
3	Fudan University	10711	1.19	110191	78.13	2581
4	Peking University	9346	1.13	102468	78.44	2800
5	Zhejiang University	8232	0.92	68422	75.06	1515
6	Capital Medical University	8706	0.88	66613	72.23	2166
7	Sichuan University	7878	0.85	58610	75.56	1434
8	Nanjing Medical University	6429	1.11	56870	77.8	1160
9	Second Military Medical University	4960	1.11	54039	79.94	859
10	Huazhong University of Science & Technology	6834	0.86	53838	77.14	1590
11	Shandong University	6586	0.87	48948	74.67	1257
12	Fourth Military Medical University	4363	1.06	46277	82.79	941
13	Central South University	5373	1.09	45000	74.07	1129
14	China Medical University	4848	0.85	36048	76.77	909
15	Nanjing University	3480	1.19	34826	77.59	678
16	Southern Medical University - China	4060	1.02	32549	74.09	734
17	Harbin Medical University	3623	1.04	32481	78.17	822
18	Third Military Medical University	3579	0.97	32124	78.99	664
19	Wuhan University	3865	1	29373	76.61	770
20	Tianjin Medical University	3456	1.03	29326	73.87	833
21	Tongji University	3617	1.09	29180	74.84	814
22	Suzhou University	3397	0.98	26365	74.27	656
23	Chongqing Medical University	3126	1.1	25048	74.18	614
24	Xi'an Jiaotong University	3452	0.9	25038	72.86	755
25	Zhengzhou University	3309	0.87	19684	68.48	659
26	Wenzhou Medical University	3008	0.82	19365	69.95	777
27	Jilin University	3144	0.84	18792	67.68	787
28	Anhui Medical University	2353	0.95	17339	74.25	459
29	Guangzhou Medical University	2276	0.97	16299	73.29	406
30	Southeast University - China	1589	1.13	13897	76.15	367
31	Guangxi Medical University	1828	0.94	13434	73.74	261
32	Fujian Medical University	1964	0.77	11519	69.4	300
33	Tsinghua University	1161	1.01	10869	75.71	350
34	Hebei Medical University	1735	0.78	10622	69.22	254
35	Xiamen University	1372	0.98	10555	73.32	361
36	Dalian Medical University	1422	0.88	10420	70.39	309
37	Jinan University	1380	0.82	9992	73.33	254
38	Qingdao University	1757	0.72	9560	66.82	222
39	Shantou University	920	1.12	9520	77.28	198

40	University of Jinan	1178	0.86	8563	73.43	135
41	Nanjing University of Chinese Medicine	889	1.27	8327	69.85	190
42	Nantong University	1372	0.84	8243	71.65	146
43	Lanzhou University	872	0.84	6580	72.71	196
44	Jiangsu University	927	0.95	6570	76.27	93
45	Nanchang University	1109	0.86	6338	67.45	177
46	Nankai University	623	1.06	6245	80.9	188
47	Shanghai University of Traditional Chinese Medicine	1003	0.83	5913	71.19	261
48	Guangdong Medical University	781	0.96	5409	75.03	142
49	University of Chinese Academy of Sciences	490	1.42	5290	80.41	141
50	University of Science & Technology of China	358	1.36	5088	82.12	147
51	Kunming Medical University	884	0.86	4969	67.87	217
52	Shanxi Medical University	661	0.84	4661	72.01	174
53	Xinjiang Medical University	907	0.8	4535	63.62	152
54	China Pharmaceutical University	450	1.09	4335	76.89	122
55	Xuzhou Medical College	839	0.82	4307	70.08	100
56	University Town of Shenzhen	479	1.04	3987	73.9	188
57	University of South China	475	1.02	3872	74.32	95
58	Ningbo University	411	1.2	3864	76.16	84
59	East China Normal University	318	1.12	3743	77.99	147
60	Beijing University of Chinese Medicine	839	0.54	3684	66.98	236
61	Guangzhou University of Chinese Medicine	799	0.63	3519	67.33	178
62	Ningxia Medical University	458	0.94	3158	72.71	86
63	Southwest Medical University	424	0.96	2898	66.51	84
64	Yangzhou University	472	1.02	2866	72.88	84
65	Yanbian University	339	0.83	2769	77.29	228
66	Shenzhen University	428	1.02	2695	66.12	118
67	Shanghai University	221	1.07	2378	80.54	67
68	Beijing Normal University	245	0.83	2308	74.69	95
69	Hunan Normal University	288	0.82	2249	77.78	115
70	Shenyang Pharmaceutical University	180	1.32	2157	79.44	48
71	Zhejiang Chinese Medical University	492	0.68	2156	62.6	89
72	Xinxiang Medical University	459	0.85	2087	70.59	56
73	Inner Mongolia Medical University	394	0.83	2011	63.2	71
74	North China University of Science & Technology	314	0.77	2001	71.34	59
75	Binzhou Medical University	481	0.71	1963	63.83	63
76	Bengbu Medical College	336	0.92	1928	66.67	42
77	Guangdong Pharmaceutical University	242	1.12	1902	81.82	39

我校临床医学共有 5 篇高被引论文，如图-9 所示：

1	GENOMEWIDE ASSOCIATION STUDY OF LEPROSY By: ZHANG, FR; HUANG, W; CHEN, SM; et.al Source: N ENGL J MED 361 (27): 2609-2618 DEC 31 2009 Research Fields: CLINICAL MEDICINE	Times Cited: 310
2	PREVALENCE, AWARENESS, TREATMENT, AND CONTROL OF HYPERTENSION IN RURAL AND URBAN COMMUNITIES IN HIGH-, MIDDLE-, AND LOW-INCOME COUNTRIES By: CHOW, CK; TEO, KK; RANGARAJAN, S; et.al Source: JAMA-J AM MED ASSN 310 (9): 959-968 SEP 4 2013 Research Fields: CLINICAL MEDICINE	Times Cited: 181 Research Front
3	CARDIOVASCULAR RISK AND EVENTS IN 17 LOW-, MIDDLE-, AND HIGH-INCOME COUNTRIES By: YUSUF, S; RANGARAJAN, S; TEO, K; et.al Source: N ENGL J MED 371 (9): 818-827 AUG 28 2014 Research Fields: CLINICAL MEDICINE	Times Cited: 98
4	PREDICTIVE BIOMARKERS IN PD-1/PD-L1 CHECKPOINT BLOCKADE IMMUNOTHERAPY By: MENG, XJ; HUANG, ZQ; TENG, FF; et.al Source: CANCER TREATMENT REV 41 (10): 868-876 DEC 2015 Research Fields: CLINICAL MEDICINE	Times Cited: 29
5	A FUNCTIONAL LNCRNA HOTAIR GENETIC VARIANT CONTRIBUTES TO GASTRIC CANCER SUSCEPTIBILITY By: PAN, WT; LIU, LS; WEI, JY; et.al Source: MOL CARCINOGEN 55 (1): 90-96 JAN 2016 Research Fields: CLINICAL MEDICINE	Times Cited: 23

图-9 济南大学临床医学学科高被引论文

详细记录：

1、被引频次 310（济南大学-医学与生命科学学院是第 1 单位和通讯作者单位）

Genomewide Association Study of Leprosy

作者:Zhang, FR (Zhang, Fu-Ren)[1] ; Huang, W (Huang, Wei); Chen, SM (Chen, Shu-Min); Sun, LD (Sun, Liang-Dan); Liu, H (Liu, Hong); Li, Y (Li, Yi); Cui, Y (Cui, Yong); Yan, XX (Yan, Xiao-Xiao); Yang, HT (Yang, Hai-Tao); Yang, RD (Yang, Rong-De)

NEW ENGLAND JOURNAL OF MEDICINE

卷: 361

期: 27

页: 2609-2618

DOI: 10.1056/NEJMoa0903753

出版年: DEC 31 2009

作者信息

通讯作者地址: Zhang, FR (通讯作者)

Shandong Acad Med Sci, Shandong Prov Inst Dermatol & Venereol, 57 Jiyuan Lu, Jinan 250022, Shandong, Peoples R China.

地址:

[1] Shandong Acad Med Sci, Shandong Prov Inst Dermatol & Venereol, Jinan 250022, Shandong, Peoples R China

电子邮件地址:zhangfuren@hotmail.com; ayzxj@vip.sina.com; liuj3@gis.a-star.edu.sg

学科类别:General & Internal Medicine

Web of Science 类别:Medicine, General & Internal

文献信息

文献类型:Article

语种:English

入藏号: WOS:000273181300008

PubMed ID: 20018961

ISSN: 0028-4793

2、被引频次 181 (济南大学-医学与生命科学学院是第 13 单位)

Prevalence, Awareness, Treatment, and Control of Hypertension in Rural and Urban Communities in High-, Middle-, and Low-Income Countries

作者:Chow, CK (Chow, Clara K.)[1,24,25] ; Teo, KK (Teo, Koon K.)[1] ; Rangarajan, S (Rangarajan, Sumathy)[1] ; Islam, S (Islam, Shofiqu)[1] ; Gupta, R (Gupta, Rajeev)[2] ; Avezum, A (Avezum, Alvaro)[3] ; Bahonar, A (Bahonar, Ahmad)[4] ; Chifamba, J (Chifamba, Jephath)[5] ; Dagenais, G (Dagenais, Gilles)[6] ; Diaz, R (Diaz, Rafael)[7]

JAMA-JOURNAL OF THE AMERICAN MEDICAL ASSOCIATION

卷: 310 期: 9 页: 959-968

DOI: 10.1001/jama.2013.184182

出版年: SEP 4 2013

通讯作者地址: Yusuf, S (通讯作者)

Hamilton Gen Hosp, Populat Hlth Res Inst, PURE Project Off, 237 Barton St East, Hamilton, ON L8L 2X2, Canada.

地址:

[1] Hamilton Hlth Sci & McMaster Univ, Populat Hlth Res Inst, Hamilton, ON, Canada

[2] Fortis Escorts Hosp, JLN Marg, Jaipur, Rajasthan, India

[3] Dante Pazzanese Inst Cardiol, Sao Paulo, Brazil

[4] Univ Med Sci, Cardiovasc Res Inst, Cardiovas Res Ctr, Esfahan, Iran

[5] Univ Zimbabwe, Coll Hlth Sci, Dept Physiol, Harare, Zimbabwe

[6] Univ Heart & Lung Inst, Quebec City, PQ, Canada

[7] Estudios Clin Latinoamer, Rosario, Argentina

[8] Aga Khan Univ, Karachi, Pakistan

[9] Univ La Frontera, Temuco, Chile

[10] Chinese Acad Med Sci, Natl Ctr Cardiovasc Dis, Cardiovasc Inst, Beijing 100730, Peoples R China

[11] Chinese Acad Med Sci, Fuwai Hosp, Beijing 100730, Peoples R China

[12] Univ Santander UDES, Direcc Invest, Desarrollo Innovac Tecnol Fundac Oftalmol Santand, Fac Med, Santander, Colombia

[13] Shandong Acad Med Sci, Jinan, Shandong, Peoples R China

[14] Univ Kebangsaan Malaysia, Med Ctr, Dept Community Hlth, Bangi 43600, Malaysia

[15] Univ Western Cape, Sch Publ Hlth, Cape Town, South Africa

[16] Univ Gothenburg, Sahlgrenska Acad, Gothenburg, Sweden

[17] Wroclaw Med Univ, Wroclaw, Poland

-
- [18] Turkiye Yuksek Ihtisas Training & Res Hosp, Ankara, Turkey
 - [19] Univ Ottawa, Dept Med, Ottawa, ON, Canada
 - [20] Independent Univ, Dhaka, Bangladesh
 - [21] Dubai Hlth Author, Dubai Heart Ctr, Dubai, U Arab Emirates
 - [22] London Sch Hyg & Trop Med, European Ctr Hlth Soc Transit, London WC1, England
 - [23] St Johns Res Inst, Bangalore, Karnataka, India
 - [24] Univ Sydney, Westmead Hosp, Sydney, NSW 2006, Australia
 - [25] Univ Sydney, George Inst Global Hlth, Sydney, NSW 2006, Australia

电子邮件地址: pure@phri.ca

研究方向: General & Internal Medicine

Web of Science 类别: Medicine, General & Internal

文献信息

文献类型: Article

语种: English

入藏号: WOS:000323885700026

PubMed ID: 24002282

ISSN: 0098-7484

3、被引频次 98 (济南大学-医学与生命科学学院是第 9 单位)

Cardiovascular Risk and Events in 17 Low-, Middle-, and High-Income Countries

作者: Yusuf, S (Yusuf, S.) [1,2] ; Rangarajan, S (Rangarajan, S.) [1,2] ; Teo, K (Teo, K.) [1,2] ; Islam, S (Islam, S.) [1,2] ; Li, W (Li, W.) [6,7] ; Liu, L (Liu, L.) [6,7] ; Bo, J (Bo, J.) [6,7] ; Lou, Q (Lou, Q.) [8] ; Lu, F (Lu, F.) [9] ; Liu, T (Liu, T.) [10]

团体作者: PURE Investigators

NEW ENGLAND JOURNAL OF MEDICINE

卷: 371 期: 9 页: 818-827

DOI: 10.1056/NEJMoa1311890

出版年: AUG 28 2014

作者信息

通讯作者地址: Yusuf, S (通讯作者)

Hamilton Gen Hosp, DBCVSR, Populat Hlth Res Inst, 237 Barton St East, Hamilton, ON L8L 2X2, Canada.

地址:

- [1] McMaster Univ, Populat Hlth Res Inst, Hamilton, ON, Canada
- [2] Hamilton Hlth Sci, Hamilton, ON, Canada
- [3] Simon Fraser Univ, Dept Biomed Physiol & Kinesiol, Burnaby, BC V5A 1S6, Canada
- [4] Univ Ottawa, Dept Med, Ottawa, ON, Canada
- [5] Univ Laval, Heart & Lungs Inst, Quebec City, PQ, Canada
- [6] Chinese Acad Med Sci, Natl Ctr Cardiovasc Dis, Cardiovasc Inst, Beijing 100730, Peoples R China
- [7] Chinese Acad Med Sci, Fuwai Hosp, Beijing 100730, Peoples R China
- [8] Jiangsu Prov Inst Geriatr, Nanjing, Jiangsu, Peoples R China
- [9] Shandong Prov Acad Med Sci, Jinan, Shandong, Peoples R China
- [10] Xian Elect Technol Univ Hosp, Xian, Shanxi Province, Peoples R China

-
- [11] Shenyang City 242 Hosp, Shenyang, Liaoning Provin, Peoples R China
[12] Bayannaer Ctr Dis Control & Prevent, Linhe Dist, Jiefangxi, Peoples R China
[13] St Johns Res Inst, Div Epidemiol & Populat Hlth, Bangalore, Karnataka, India
[14] Madras Diabet Res Fdn, Madras, Tamil Nadu, India
[15] Fortis Escorts Hosp, Jaipur, Rajasthan, India
[16] Postgrad Inst Med Educ & Res, Sch Publ Hlth, Chandigarh 160012, India
[17] Hlth Act People, Trivandrum, Kerala, India
[18] Estudios Clin Latinoamer ECLA, Rosario, Santa Fe, Argentina
[19] Dante Pazzanese Inst Cardiol, Sao Paulo, Brazil
[20] Univ Santander, Sch Med, Fdn Oftalmol Santander FOSCAL, Floridablanca
Santander, Colombia
[21] Univ La Frontera, Temuco, Chile
[22] Univ Teknol MARA, Fac Med, Sungai Buloh, Selangor, Malaysia
[23] UCSI Univ Kuala Lumpur, Kuala Lumpur, Malaysia
[24] Univ Kebangsaan Malaysia, Med Ctr, Dept Community Hlth, Kuala Lumpur,
Malaysia
[25] Aga Khan Univ, Dept Community Hlth Sci, Karachi, Pakistan
[26] Aga Khan Univ, Dept Med, Karachi, Pakistan
[27] Independent Univ, Dhaka, Bangladesh
[28] Univ Gothenburg, Sahlgrenska Acad, Gothenburg, Sweden
[29] Dubai Hlth Author, Hatta Hosp, Dubai, U Arab Emirates
[30] Isfahan Univ Med Sci, Isfahan Cardiovasc Res Ctr, Esfahan, Iran
[31] North West Univ, Fac Hlth Sci, Potchefstroom, South Africa
[32] Univ Western Cape, Sch Publ Hlth, ZA-7535 Bellville, South Africa
[33] Wroclaw Med Univ, Dept Internal Med, Wroclaw, Poland
[34] Univ Zimbabwe, Coll Hlth Sci, Dept Physiol, Harare, Zimbabwe
[35] Medeniyet Univ, Fac Med, Dept Internal Med Istanbul, Istanbul, Turkey
[36] Univ London London Sch Hyg & Trop Med, London WC1E 7HT, England

电子邮件地址:yusufs@mcmaster.ca

Web of Science 类别:Medicine, General & Internal

文献信息

文献类型:Article

语种:English

入藏号: WOS:000340819800008

PubMed ID: 25162888

ISSN: 0028-4793

eISSN: 1533-4406

4、被引频次 29 (济南大学-医学与生命科学学院是第 1 单位和通讯作者单位)

Predictive biomarkers in PD-1/PD-L1 checkpoint blockade immunotherapy

作者:Meng, XJ (Meng, Xiangjiao)[1,2] ; Huang, ZQ (Huang, Zhaoqin)[3] ; Teng, FF (Teng, Feifei)[1,2] ; Xing, LG (Xing, Ligang)[1,2] ; Yu, JM (Yu, Jinming)[1,2]

CANCER TREATMENT REVIEWS

卷: 41 期: 10 页: 868-876

DOI: 10.1016/j.ctrv.2015.11.001

出版年: DEC 2015

作者信息

通讯作者地址: Xing, LG (通讯作者)

Shandong Canc Hosp & Inst, Dept Radiat Oncol, Jinan, Shandong, Peoples R China.

地址:

[1] Shandong Canc Hosp & Inst, Dept Radiat Oncol, Jinan, Shandong, Peoples R China

[2] Shandong Canc Hosp & Inst, Shandong Key Lab Radiat Oncol, Jinan, Shandong, Peoples R China

[3] Shandong Univ, Prov Hosp, Dept Radiol, Jinan 250100, Shandong, Peoples R China

电子邮件地址:xinglg@medmail.com.cn; sdyujinming@126.com

文献信息

文献类型:Review

语种:English

入藏号: WOS:000366443100009

PubMed ID: 26589760

ISSN: 0305-7372

eISSN: 1532-1967

5、被引频次 23 (济南大学-医学与生命科学学院是通讯作者单位和第 2 作者单位)

A Functional LncRNA HOTAIR Genetic Variant Contributes to Gastric Cancer Susceptibility

作者:Pan, WT (Pan, Wenting)[1]; Liu, LS (Liu, Lisheng)[2]; Wei, JY (Wei, Jinyu)[1]; Ge, YX (Ge, Yunxia)[1]; Zhang, JF (Zhang, Jingfeng)[1]; Chen, HW (Chen, Hongwei)[1]; Zhou, LQ (Zhou, Liqing)[3]; Yuan, QP (Yuan, Qipeng)[1]; Zhou, CC (Zhou, Changchun)[2]; Yang, M (Yang, Ming)[1]

MOLECULAR CARCINOGENESIS

卷: 55 期: 1 页: 90-96

DOI: 10.1002/mc.22261

出版年: JAN 2016

作者信息

通讯作者地址: Zhou, CC (通讯作者)

Shandong Acad Med Sci, Shandong Canc Hosp, Clin Lab, Jinan, Shandong, Peoples R China.

通讯作者地址: Yang, M (通讯作者)

Beijing Univ Chem Technol, Coll Life Sci & Technol, POB 53, Beijing 100029, Peoples R China.

地址:

[1] Beijing Univ Chem Technol, Coll Life Sci & Technol, Beijing Lab Biomed Mat, State Key Lab Chem Resource Engn, POB 53, Beijing 100029, Peoples R China

[2] Shandong Acad Med Sci, Shandong Canc Hosp, Clin Lab, Jinan, Shandong, Peoples R China

[3] Huaian 2 Hosp, Dept Radiat Oncol, Huaian, Jiangsu, Peoples R China

研究方向:Biochemistry & Molecular Biology; Oncology

Web of Science 类别:Biochemistry & Molecular Biology; Oncology

文献信息

文献类型:Article

语种:English

入藏号: WOS:000368810100008

PubMed ID: 25640751

ISSN: 0899-1987

eISSN: 1098-2744

7.2.3 材料科学学科现状分析

材料科学 2017 年 5 月国内高校 ESI 排名如表-10 所示。可以看出排在前 10 位的高校分别是中国科学院大学、清华大学、上海交通大学、浙江大学、复旦大学、哈尔滨工业大学、北京大学、吉林大学、中国科学技术大学和中南大学。在表-10 中，排名第 1 位的中国科学院大学至排名第 96 位的南京师范大学，其材料科学学科进入了 ESI 的前 1% 行列。我校的材料科学学科按照 ESI 总被引频次在国内高校排名第 71 位，省内高校第 4 位。

表-10 ESI 材料科学国内高校排名

排名	机构名称	Web of Science 论文数	学科规范化的引文影响力	被引频次	论文被引百分比	国际合作论文
1	University of Chinese Academy of Sciences	6533	1.67	112676	84.54	679
2	Tsinghua University	7439	1.42	107432	78.63	1560
3	Shanghai Jiao Tong University	5895	1.27	76225	82.48	1388
4	Zhejiang University	5040	1.36	70592	82.46	1111
5	Fudan University	2841	2.4	69872	87.47	702
6	Harbin Institute of Technology	7778	0.88	67501	78.88	1386
7	Peking University	3095	1.94	56632	84.85	736
8	Jilin University	4232	1.28	54032	83.6	677
9	University of Science & Technology of China	3455	1.75	53698	83.27	653
10	Central South University	6843	0.73	47844	76.47	1009
11	South China University of Technology	4313	1.31	46830	78.21	817

12	University of Science & Technology Beijing	6876	0.7	45472	72.35	1205
13	Sichuan University	3970	1.08	40887	79.17	570
14	Tianjin University	3944	1.15	40509	78.32	708
15	Huazhong University of Science & Technology	3611	1.3	39976	79.62	652
16	Suzhou University	2515	2.07	39973	81.31	684
17	Dalian University of Technology	4010	0.97	39130	79.58	843
18	Xi'an Jiaotong University	4345	0.98	38504	76.71	1007
19	Nanjing University	2671	1.5	38065	83.49	497
20	Northwestern Polytechnical University	5548	0.77	36525	75.32	692
21	Shandong University	3350	1.1	35986	80.27	577
22	Wuhan University	2180	1.61	32275	81.65	444
23	Beihang University	3478	1.04	30755	76.57	608
24	Wuhan University of Technology	3061	1.13	28766	72.59	768
25	Nankai University	1299	2.15	28746	85.45	236
26	Beijing University of Chemical Technology	1973	1.56	28447	84.39	350
27	Sun Yat Sen University	1677	1.75	27540	84.26	338
28	Southeast University - China	2587	1.09	26316	77.5	559
29	East China University of Science & Technology	1885	1.43	26229	83.66	415
30	Tongji University	2573	1.08	25050	77.77	612
31	Shanghai University	2680	0.95	23735	76.12	588
32	Xiamen University	1613	1.56	23118	80.91	476
33	Lanzhou University	1623	1.33	23067	86.14	212
34	Chongqing University	3323	0.87	22845	71.05	611
35	Donghua University	2335	1.05	22817	75.63	567
36	Northeastern University - China	4078	0.59	22062	70.21	912
37	Nanjing University of Aeronautics & Astronautics	2045	1.09	20510	77.07	331
38	Beijing Institute of Technology	1943	1.34	20464	76.58	387
39	Hunan University	2009	1.06	19456	76.31	334
40	Nanjing University of Technology	1924	1.19	17630	77.65	394
41	Harbin Engineering University	1118	1.45	17011	80.14	116
42	Fuzhou University	868	1.8	15430	79.26	128
43	Nanjing University of Science & Technology	1487	1.46	14260	78.55	338
44	Jiangsu University	1633	0.93	13351	73.36	189
45	East China Normal University	834	1.51	12146	82.37	166
46	Beijing University of Technology	1594	0.74	11482	71.46	278
47	China University of Petroleum	1188	1.06	11154	71.97	244
48	University of Electronic Science & Technology of China	1724	0.96	10890	74.07	436
49	University Town of Shenzhen	1111	1.49	10638	77.77	283
50	Hefei University of Technology	1078	1.06	10137	77.55	178
51	Northeast Normal University - China	579	1.72	10074	87.74	48
52	Central China Normal University	329	2.32	10066	89.36	51

53	Southwest Jiaotong University	1182	0.89	9926	75.63	306
54	Zhengzhou University	1104	1.09	9176	76.9	205
55	Xiangtan University	1044	0.94	8982	79.6	188
56	Yanshan University	1590	0.73	8933	73.27	250
57	Nanjing University of Posts & Telecommunications	423	2.51	8434	79.91	89
58	China University of Geosciences	1198	0.99	8340	73.29	211
59	Taiyuan University of Technology	1605	0.78	7892	67.17	236
60	Shaanxi Normal University	800	1.06	7633	81.88	102
61	Zhejiang Sci-Tech University	770	1.07	7222	75.45	152
62	Beijing Jiaotong University	761	0.96	7126	75.3	159
63	Fourth Military Medical University	401	1.5	6795	84.29	82
64	Beijing Normal University	504	1.47	6704	83.33	74
65	Anhui University	699	1.19	6659	77.25	69
66	Zhejiang Normal University	479	1.58	6487	87.47	75
67	Southwest University - China	640	1.25	6229	77.97	105
68	Qingdao University of Science & Technology	639	0.93	6194	79.19	91
69	Hubei University	645	1.11	6193	78.14	167
70	Anhui University of Technology	684	1.01	6172	75.88	85
71	University of Jinan	976	0.94	6097	72.85	135
72	Zhejiang University of Technology	780	0.86	6027	70.77	146
73	National University of Defence Technology - China	946	0.74	5916	71.35	91
74	Shanghai Normal University	390	1.43	5899	84.62	53
75	Ocean University of China	523	1.09	5890	80.31	62
76	Kunming University of Science & Technology	1296	0.54	5873	65.82	156
77	Changzhou University	738	0.96	5675	72.22	132
78	Jinan University	621	1.27	5614	78.9	88
79	Henan University	662	0.94	5508	83.23	76
80	Guangxi University	889	0.72	5264	77.05	124
81	Heilongjiang University	395	1.46	5213	81.27	29
82	China University of Mining & Technology	959	0.71	5097	70.18	161
83	Wuhan University of Science & Technology	957	0.66	5062	64.79	127
84	Shaanxi University of Science & Technology	995	0.67	4921	69.65	53
85	Jiangnan University	923	0.7	4881	65.66	150
86	Shenzhen University	903	0.91	4866	70.21	179
87	Hebei University of Technology	734	0.85	4857	72.62	104
88	Nanchang University	699	0.89	4803	73.82	77
89	South China Normal University	464	1.15	4665	78.45	70
90	Ningbo University	618	0.93	4484	76.7	105
91	Northwest University Xi'an	460	1.38	4460	76.3	83
92	Lanzhou University of Technology	706	0.65	4358	67.85	57
93	Yangzhou University	469	1.02	4350	75.69	78

94	Tianjin Polytechnic University	793	0.72	4214	69.99	126
95	Huaqiao University	381	1.03	4178	72.7	52
96	Nanjing Normal University	357	1.48	4159	80.11	36

我校材料科学共有 6 篇高被引论文，如图-10 所示：

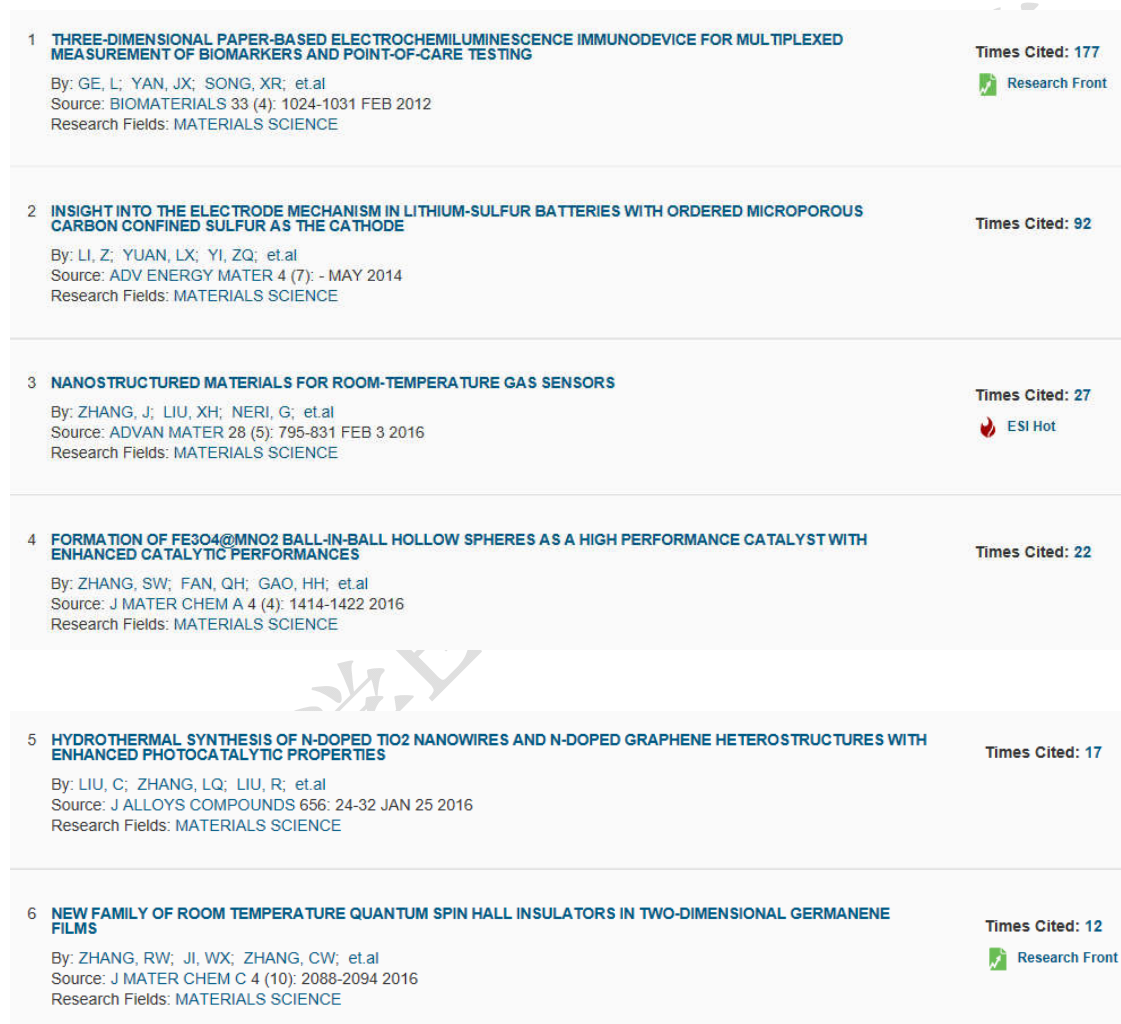


图-10 济南大学材料科学高被引论文

详细记录：

1、被引频次 177（济南大学是第 1 作者和通讯作者单位，化学化工学院）

Three-dimensional paper-based electrochemiluminescence immunodevice for multiplexed measurement of biomarkers and point-of-care testing

作者:Ge, L (Ge, Lei)[1] ; Yan, JX (Yan, Jixian)[1] ; Song, XR (Song, Xianrang)[2] ; Yan, M (Yan, Mei)[1] ; Ge, SG (Ge, Shengguang)[3] ; Yu, JH (Yu, Jinghua)[1]

BIOMATERIALS

卷: 33 期: 4 页: 1024-1031

DOI: 10.1016/j.biomaterials.2011.10.065

出版年: FEB 2012

作者信息

通讯作者地址: Yu, JH (通讯作者)

Univ Jinan, Sch Chem & Chem Engrn, Jinan 250022, Peoples R China.

地址:

[1] Univ Jinan, Sch Chem & Chem Engrn, Jinan 250022, Peoples R China

[2] Shandong Tumor Hosp, Canc Res Ctr, Jinan 250117, Peoples R China

[3] Univ Jinan, Shandong Prov Key Lab Fluorine Chem & Chem Mat, Jinan 250022,

Peoples R China

电子邮件地址:ujn.yujh@gmail.com

研究方向:Engineering; Materials Science

Web of Science 类别:Engineering, Biomedical; Materials Science, Biomaterials

文献信息

文献类型:Article

语种:English

入藏号: WOS:000298273400004

PubMed ID: 22074665

ISSN: 0142-9612

2、被引频次 92（济南大学是第 2 作者单位，化学化工学院）

Insight into the Electrode Mechanism in Lithium-Sulfur Batteries with Ordered Microporous Carbon Confined Sulfur as the Cathode

作者:Li, Z (Li, Zhen)[1] ; Yuan, LX (Yuan, Lixia)[1] ; Yi, ZQ (Yi, Ziqi)[1] ; Sun, YM (Sun, Yongming)[1] ; Liu, Y (Liu, Yang)[1] ; Jiang, Y (Jiang, Yan)[1] ; Shen, Y (Shen, Yue)[1] ; Xin, Y (Xin, Ying)[2] ; Zhang, ZL (Zhang, Zhaoliang)[2] ; Huang, YH (Huang, Yunhui)[1]

ADVANCED ENERGY MATERIALS

卷: 4 期: 7

文献号: 1301473

DOI: 10.1002/aenm.201301473

出版年: MAY 2014

作者信息

通讯作者地址: Yuan, LX (通讯作者)

Huazhong Univ Sci & Technol, Key Lab Adv Battery Mat & Syst MOE, Sch Mat Sci & Engrn, Wuhan 430074, Hubei, Peoples R China.

地址:

[1] Huazhong Univ Sci & Technol, Key Lab Adv Battery Mat & Syst MOE, Sch Mat Sci &

Engn, Wuhan 430074, Hubei, Peoples R China

[2] Univ Jinan, Shandong Prov Key Lab Fluorine Chem & Chem Mat, Sch Chem & Chem

Engn, Jinan 250022, Shandong, Peoples R China

电子邮件地址:yuanlixia@mail.hust.edu.cn; huangyh@mail.hust.edu.cn

研究方向:Chemistry; Energy & Fuels; Materials Science; Physics

Web of Science 类别:Chemistry, Physical; Energy & Fuels; Materials Science, Multidisciplinary; Physics, Applied; Physics, Condensed Matter

文献信息

文献类型:Article

语种:English

入藏号: WOS:000336503800014

ISSN: 1614-6832

eISSN: 1614-6840

3、被引频次 27 (济南大学是第 2 作者单位, 材料科学与工程学院)

Nanostructured Materials for Room-Temperature Gas Sensors

作者:Zhang, J (Zhang, Jun)[1,2] ; Liu, XH (Liu, Xianghong)[1,3] ; Neri, G (Neri, Giovanni)[4] ;

Pinna, N (Pinna, Nicola)[5]

ADVANCED MATERIALS

卷: 28

期: 5

页: 795-831

DOI: 10.1002/adma.201503825

出版年: FEB 3 2016

作者信息

通讯作者地址: Zhang, J (通讯作者)

Qingdao Univ, Coll Phys, Qingdao 266071, Peoples R China.

通讯作者地址: Pinna, N (通讯作者)

Humboldt Univ, Inst Chem, Brook Taylor Str 2, D-12489 Berlin, Germany.

地址:

[1] Qingdao Univ, Coll Phys, Qingdao 266071, Peoples R China

[2] Univ Jinan, Sch Mat Sci & Engn, Jinan 250022, Peoples R China

[3] IFW Dresden, Inst Integrat Nanosci, Helmholtzstr 20, D-01069 Dresden, Germany

[4] Univ Messina, Dept Elect Engn Chem & Ind Engn, I-98166 Messina, Italy

[5] Humboldt Univ, Inst Chem, Brook Taylor Str 2, D-12489 Berlin, Germany

电子邮件地址:zj1025@gmail.com; nicola.pinna@hu-berlin.de

文献信息

文献类型:Review

语种:English

入藏号: WOS:000369978800001

PubMed ID: 26662346

ISSN: 0935-9648

eISSN: 1521-4095

4、被引频次 22 (济南大学是第 1 作者和通讯作者单位, 物理科学与技术学院)

Formation of Fe₃O₄@MnO₂ ball-in-ball hollow spheres as a high performance catalyst with enhanced catalytic performances

作者:Zhang, SW (Zhang, Shouwei)[1]; Fan, QH (Fan, Qiaohui)[2]; Gao, HH (Gao, Huihui)[1]; Huang, YS (Huang, Yongshun)[3]; Liu, X (Liu, Xia)[3]; Li, JX (Li, Jiaying)[3,4]; Xu, XJ (Xu, Xijin)[1]; Wang, XK (Wang, Xiangke)[4]

JOURNAL OF MATERIALS CHEMISTRY A

卷: 4 期: 4 页: 1414-1422

DOI: 10.1039/c5ta08400h

出版年: 2016

作者信息

通讯作者地址: Xu, XJ (通讯作者)

Univ Jinan, Sch Phys & Technol, Jinan 250022, Shandong, Peoples R China.

通讯作者地址: Wang, XK (通讯作者)

King Abdulaziz Univ, Fac Sci, NAAM Res Grp, Jeddah 21589, Saudi Arabia.

地址:

[1] Univ Jinan, Sch Phys & Technol, Jinan 250022, Shandong, Peoples R China

[2] Chinese Acad Sci, Inst Geol & Geophys, Gansu Prov Key Lab Petr Resources Res, Key Lab Petr Resources, Lanzhou 730000, Peoples R China

[3] Chinese Acad Sci, Inst Plasma Phys, Key Lab Novel Thin Film Solar Cells, POB 1126, Hefei 230031, Peoples R China

[4] King Abdulaziz Univ, Fac Sci, NAAM Res Grp, Jeddah 21589, Saudi Arabia

电子邮件地址:spsxuxj@ujn.edu.cn; xkwang@ipp.ac.cn

文献信息

文献类型:Article

语种:English

入藏号: WOS:000368837800032

ISSN: 2050-7488

eISSN: 2050-7496

5、被引频次 17 (济南大学是第 3 作者单位, 材料科学与工程学院)

Hydrothermal synthesis of N-doped TiO₂ nanowires and N-doped graphene heterostructures with enhanced photocatalytic properties

作者:Liu, C (Liu, Chao)[1]; Zhang, LQ (Zhang, Liqiang)[1]; Liu, R (Liu, Rui)[2]; Gao, ZF (Gao, Zhenfei)[1]; Yang, XP (Yang, Xiaopeng)[3]; Tu, ZQ (Tu, Zhiqiang)[1]; Yang, F (Yang, Fan)[1]; Ye, ZZ (Ye, Zhizhen)[4]; Cui, LS (Cui, Lishan)[1]; Xu, CM (Xu, Chunming)[1]

JOURNAL OF ALLOYS AND COMPOUNDS

卷: 656 页: 24-32

DOI: 10.1016/j.jallcom.2015.09.211

出版年: JAN 25 2016

作者信息

通讯作者地址: Li, YF (通讯作者)

China Univ Petr, Coll Chem Engr, 18 Fuxue Rd, Beijing 102249, Peoples R China.

地址:

[1] China Univ Petr, State Key Lab Heavy Oil Proc, Beijing 102249, Peoples R China
[2] Chinese Acad Sci, Res Ctr Ecoenvironm Sci, State Key Lab Environm Chem & Ecotoxicol, Beijing 100085, Peoples R China
[3] Univ Jinan, Sch Mat Sci & Engn, Jinan 250022, Peoples R China
[4] Zhejiang Univ, Dept Mat Sci & Engn, State Key Lab Silicon Mat, Hangzhou 310027, Zhejiang, Peoples R China
电子邮件地址:yfli@cup.edu.cn
文献信息
文献类型:Article
语种:English
入藏号: WOS:000365051000004
ISSN: 0925-8388
eISSN: 1873-4669

6、被引频次 12 (济南大学是第 1 作者和通讯作者单位, 物理科学与技术学院)

New family of room temperature quantum spin Hall insulators in two-dimensional germanene films

作者:Zhang, RW (Zhang, Run-wu)[1]; Ji, WX (Ji, Wei-xiao)[1]; Zhang, CW (Zhang, Chang-wen)[1]; Li, SS (Li, Sheng-shi)[1,2]; Li, P (Li, Ping)[1]; Wang, PJ (Wang, Pei-ji)[1]

JOURNAL OF MATERIALS CHEMISTRY C

卷: 4 期: 10 页: 2088-2094

DOI: 10.1039/c6tc00160b

出版年: 2016

作者信息

通讯作者地址: Zhang, CW (通讯作者)

Univ Jinan, Sch Phys & Technol, Jinan 250022, Shandong, Peoples R China.

地址:

[1] Univ Jinan, Sch Phys & Technol, Jinan 250022, Shandong, Peoples R China

[2] Shandong Univ, Sch Phys, State Key Lab Crystal Mat, Jinan 250100, Shandong, Peoples R China

电子邮件地址:zhchwsd@163.com

文献信息

文献类型:Article

语种:English

入藏号: WOS:000371671400020

ISSN: 2050-7526

eISSN: 2050-7534

7.2.4 工程学学科现状分析

工程学 2017 年 5 月国内高校 ESI 排名如表-11 所示。可以看出排在前 10 位的高校分别是清华大学、哈尔滨工业大学、上海交通大学、浙江大学、西安交通大学、华中科技大学、东南大学、大连理工大学、中国科学技术大学、天津大学。在表-11 中，排名第 1 位的清华大学至排名第 118 位的华中师范大学，其工程学学科进入了 ESI 的前 1% 行列。我校的工程学学科按照 ESI 总被引频次在国内高校排名第 102 位，省内高校第 6 位。

表-11 ESI 工程学国内高校排名


排名	机构名称	Web of Science 论文数	学科规范化的引文影响力	被引频次	论文被引百分比	国际合作论文
1	Tsinghua University	13036	1.29	121452	77.19	3728
2	Harbin Institute of Technology	8749	1.38	87490	73.15	2282
3	Shanghai Jiao Tong University	10434	1.05	86511	75.68	2488
4	Zhejiang University	8894	1.16	78015	75.37	2513
5	Xi'an Jiaotong University	7868	1.21	61406	72.75	1561
6	Huazhong University of Science & Technology	6480	1.36	58541	74.97	1479
7	Southeast University - China	6247	1.23	53560	70.79	1751
8	Dalian University of Technology	5720	1.05	42111	74.53	1375
9	University of Science & Technology of China	3964	1.47	41169	75.15	1069
10	Tianjin University	5255	1.23	40365	72.1	1343
11	Beihang University	6457	0.97	36810	68.39	1298
12	University of Chinese Academy of Sciences	3552	1.4	36433	76.32	501
13	South China University of Technology	3669	1.45	36312	75.36	859
14	Peking University	3286	1.44	35231	77.91	1005
15	Tongji University	4954	1.1	33908	70.53	1660
16	University of Electronic Science & Technology of China	5184	0.95	32189	68.27	1396
17	Xidian University	4246	0.86	29688	69.74	708
18	Nanjing University of Aeronautics &	3929	1.02	28609	67.55	821

	Astronautics					
19	Beijing Institute of Technology	3874	1.21	28195	68.04	929
20	Chongqing University	3967	1.1	25830	68.69	1169
21	Northeastern University - China	2783	1.24	24265	71.22	635
22	Shandong University	2883	1.28	23594	73.53	630
23	Hunan University	2854	1.19	23014	71.83	869
24	Central South University	2330	1.57	22722	73.18	646
25	Nanjing University of Science & Technology	2931	1.09	22308	70.04	616
26	North China Electric Power University	2668	1.23	19679	69.34	762
27	Wuhan University	2474	1.22	19662	69.85	703
28	Nanjing University	1726	1.38	18967	77.11	479
29	Sun Yat Sen University	1904	1.26	17965	74.74	471
30	Beijing Jiaotong University	3021	0.99	17854	67.96	1008
31	Fudan University	1735	1.29	17153	77.52	635
32	Shanghai University	2210	1.07	17041	72.81	531
33	Northwestern Polytechnical University	3338	0.96	16308	64.77	914
34	East China University of Science & Technology	1773	1.36	15183	72.87	346
35	National University of Defence Technology - China	3089	0.75	14864	63.52	574
36	China University of Petroleum	2844	1	14279	65.79	627
37	Jilin University	2138	0.87	13743	66.37	364
38	Sichuan University	2084	0.97	13561	69.82	441
39	University of Science & Technology Beijing	1760	1.37	13455	71.76	495
40	University Town of Shenzhen	1764	1.17	13179	73.13	510
41	Xiamen University	1469	1.41	12945	74.54	512
42	Jiangnan University	1051	1.8	12724	73.93	303
43	Donghua University	875	1.66	11276	77.49	286
44	Nankai University	1027	1.6	11208	78.48	215
45	China University of Mining & Technology	2160	1.09	11109	64.17	487
46	Wuhan University of Technology	1460	1.1	10965	65.89	482
47	Hohai University	2137	0.79	10463	64.53	677
48	Beijing University of Technology	1757	0.89	10394	66.48	378
49	Hefei University of Technology	1405	1.36	10345	69.32	530
50	Southwest Jiaotong University	1910	0.97	10269	65.45	564
51	Harbin Engineering University	1896	1.09	9978	61.34	477
52	Jiangsu University	1465	1.19	9520	67.71	247
53	Lanzhou University	887	1.41	9179	76.32	160
54	Nanjing University of Technology	929	1.34	9071	76.64	250
55	Beijing University of Chemical Technology	850	1.68	8864	76.47	163
56	Beijing University of Posts & Telecommunications	1691	0.79	8768	63.04	445
57	China University of Geosciences	1275	1.32	8538	67.84	423
58	Beijing Normal University	854	1.47	8121	78.1	295

59	Zhejiang University of Technology	1047	1.11	7852	70.2	278
60	Guangdong University of Technology	1013	1.45	7667	68.51	294
61	Qingdao University	374	2.09	6972	73.53	109
62	Fuzhou University	669	1.24	6645	69.96	224
63	Suzhou University	960	1.31	6597	68.54	253
64	Yanshan University	1223	0.87	6354	66.64	223
65	Hangzhou Dianzi University	832	1.09	6228	62.86	223
66	Dalian Maritime University	682	1.58	6008	69.06	141
67	Liaoning University of Technology	233	4.86	6004	71.67	18
68	Nanjing Normal University	577	1.58	5588	72.27	141
69	Zhengzhou University	707	1.12	5474	69.31	182
70	China Agricultural University	705	0.97	5275	76.17	204
71	Qufu Normal University	356	1.66	5159	76.69	57
72	East China Normal University	662	1	5154	71.15	181
73	South China Normal University	484	1.51	5039	75.21	73
74	Yangzhou University	391	1.69	4861	70.33	138
75	Ocean University of China	672	1.06	4706	68.9	157
76	Taiyuan University of Technology	803	1.1	4589	66.75	199
77	Shenzhen University	851	1.18	4548	67.57	222
78	PLA University of Science & Technology	968	0.72	4457	57.33	84
79	Wuhan Naval University of Engineering	544	1.01	4345	77.39	15
80	Xiangtan University	437	1.63	4179	73.46	84
81	Bohai University	315	4.32	4110	68.57	102
82	Ningbo University	590	1.13	3989	71.86	131
83	University of Shanghai for Science & Technology	836	1.09	3948	64	245
84	Jinan University	459	1.41	3887	69.93	106
85	Kunming University of Science & Technology	514	1.33	3871	69.65	143
86	Zhejiang Normal University	455	1.28	3821	76.48	81
87	Nanjing University of Posts & Telecommunications	781	0.9	3601	57.75	169
88	Huaqiao University	435	1.44	3487	65.06	84
89	Guangxi University	494	1.1	3405	70.85	117
90	Tianjin Polytechnic University	483	1.19	3266	69.15	75
91	Shenyang Aerospace University	365	1.05	3239	70.68	45
92	Northwest A&F University - China	318	1.45	3196	75.79	104
93	Northeast Normal University - China	258	1.6	3191	72.09	26
94	Anhui University of Technology	307	1.68	3134	75.9	76
95	Nanjing University of Information Science & Technology	550	1.17	3100	64.55	198
96	Anhui University	414	1.25	3053	65.94	82
97	Southwest University - China	419	1.47	3042	68.5	163
98	Nanchang University	444	1.05	3041	70.95	99

99	Changsha University of Science & Technology	587	0.79	3019	69.34	197
100	China Jiliang University	555	0.83	3008	71.53	122
101	Shaanxi Normal University	325	1.23	2930	72	50
102	University of Jinan	336	1.51	2914	69.35	55
103	Qingdao University of Science & Technology	331	1.57	2891	71.6	65
104	Chang'an University	633	0.79	2865	58.93	197
105	Northwest University Xi'an	286	1.43	2840	70.63	54
106	Heilongjiang University	262	1.75	2817	75.95	49
107	Shanxi University	290	1.72	2756	74.83	85
108	Nanjing Agricultural University	254	1.46	2638	72.83	53
109	Shanghai Maritime University	438	1.42	2623	63.47	182
110	Northeast Petroleum University	203	2.01	2601	65.02	59
111	Henan Polytech University	441	1.07	2576	65.99	80
112	Zhejiang Sci-Tech University	414	1.09	2568	68.6	94
113	Shandong University of Science & Technology	571	0.85	2551	59.19	114
114	Henan Normal University	259	1.34	2529	69.11	51
115	Lanzhou University of Technology	371	1.05	2496	65.23	61
116	Xi'an University of Technology	581	0.67	2451	61.45	97
117	Xi'an University of Architecture & Technology	453	0.86	2304	62.03	61
118	Central China Normal University	199	1.32	2119	71.36	47

我校工程学共有 15 篇高被引论文，如图-11 所示：

1	FABRICATION OF NOVEL MAGNETIC CHITOSAN GRAFTED WITH GRAPHENE OXIDE TO ENHANCE ADSORPTION PROPERTIES FOR METHYL BLUE	Times Cited: 173
	By: FAN, LL; LUO, CN; LI, XJ; et al Source: J HAZARD MATER 215: 272-279 MAY 15 2012 Research Fields: ENGINEERING	
2	ADSORPTION OF PHOSPHATE FROM AQUEOUS SOLUTION BY HYDROXY-ALUMINUM, HYDROXY-IRON AND HYDROXY-IRON-ALUMINUM PILLARED BENTONITES	Times Cited: 105
	By: YAN, LG; XU, YY; YU, HQ; et al Source: J HAZARD MATER 179 (1-3): 244-250 JUL 15 2010 Research Fields: ENGINEERING	
3	HIGHLY EFFICIENT REMOVAL OF HEAVY METAL IONS BY AMINE-FUNCTIONALIZED MESOPOROUS FE3O4 NANOPARTICLES	Times Cited: 95  Research Front
	By: XIN, X; WEI, Q; YANG, J; et al Source: CHEM ENG J 184: 132-140 MAR 1 2012 Research Fields: ENGINEERING	
4	AG3PO4/GRAPHENE-OXIDE COMPOSITE WITH REMARKABLY ENHANCED VISIBLE-LIGHT-DRIVEN PHOTOCATALYTIC ACTIVITY TOWARD DYES IN WATER	Times Cited: 86
	By: CHEN, GD; SUN, M; WEI, Q; et al Source: J HAZARD MATER 244: 86-93 JAN 15 2013 Research Fields: ENGINEERING	




5	NANOPOROUS PDCU ALLOY FOR FORMIC ACID ELECTRO-OXIDATION By: XU, CX; LIU, YQ; WANG, JP; et.al Source: J POWER SOURCES 199: 124-131 FEB 1 2012 Research Fields: ENGINEERING	Times Cited: 85
6	NOVEL NANOCRYSTALLINE PDNI ALLOY CATALYST FOR METHANOL AND ETHANOL ELECTRO-OXIDATION IN ALKALINE MEDIA By: QI, Z; GENG, HR; WANG, XG; et.al Source: J POWER SOURCES 196 (14): 5823-5828 SP. ISS. SI JUL 15 2011 Research Fields: ENGINEERING	Times Cited: 84
7	SYNTHESIS OF AMINO FUNCTIONALIZED MAGNETIC GRAPHENES COMPOSITE MATERIAL AND ITS APPLICATION TO REMOVE CR(VI), PB(II), HG(II), CD(II) AND NI(II) FROM CONTAMINATED WATER By: GUO, XY; DU, B; WEI, Q; et.al Source: J HAZARD MATER 278: 211-220 AUG 15 2014 Research Fields: ENGINEERING	Times Cited: 74
8	CHINAS REGIONAL ENERGY AND ENVIRONMENTAL EFFICIENCY: A DEA WINDOW ANALYSIS BASED DYNAMIC EVALUA TION By: WANG, K; YU, SW; ZHANG, W; Source: MATH COMPUT MODELLING 58 (5-6): 1117-1127 SEP 2013 Research Fields: ENGINEERING	Times Cited: 60
9	NANOPOROUS PTCO AND PTNI ALLOY RIBBONS FOR METHANOL ELECTROOXIDATION By: XU, CX; HOU, JG; PANG, XH; et.al Source: INT J HYDROGEN ENERG 37 (14): 10489-10498 JUL 2012 Research Fields: ENGINEERING	Times Cited: 60
10	HETEROGENEOUS ACTIVATION OF OXONE BY COXFE3-XO4 NANOCATALYSTS FOR DEGRADATION OF RHODAMINE B By: SU, SN; GUO, WL; LENG, YQ; et.al Source: J HAZARD MATER 244: 736-742 JAN 15 2013 Research Fields: ENGINEERING	Times Cited: 56  Research Front
11	EDTA FUNCTIONALIZED MAGNETIC GRAPHENE OXIDE FOR REMOVAL OF PB(II), HG(II) AND CU(II) IN WATER TREATMENT: ADSORPTION MECHANISM AND SEPARATION PROPERTY By: CUI, LM; WANG, YG; GAO, L; et.al Source: CHEM ENG J 281: 1-10 DEC 1 2015 Research Fields: ENGINEERING	Times Cited: 41  ESI Hot
12	MAGNETIC FE3O4/MGAL-LDH COMPOSITE FOR EFFECTIVE REMOVAL OF THREE RED DYES FROM AQUEOUS SOLUTION By: SHAN, RR; YAN, LG; YANG, K; et.al Source: CHEM ENG J 252: 38-46 SEP 15 2014 Research Fields: ENGINEERING	Times Cited: 37
13	EXTRACELLULAR POLYMERIC SUBSTANCES FOR ZN (II) BINDING DURING ITS SORPTION PROCESS ONTO AEROBIC GRANULAR SLUDGE By: WEI, D; LI, MT; WANG, XD; et.al Source: J HAZARD MATER 301: 407-415 JAN 15 2016 Research Fields: ENGINEERING	Times Cited: 8
14	AIR POLLUTION AND CONTROL ACTION IN BEIJING By: ZHANG, HF; WANG, SX; HAO, JM; et.al Source: J CLEAN PROD 112: 1519-1527 PART 2 JAN 20 2016 Research Fields: ENGINEERING	Times Cited: 7
15	A HIERARCHICALLY POROUS MGFE2O4/GAMMA-FE2O3 MAGNETIC MICROSPHERES FOR EFFICIENT REMOVALS OF DYE AND PHARMACEUTICAL FROM WATER By: LU, L; LI, J; YU, J; et.al Source: CHEM ENG J 283: 524-534 JAN 1 2016 Research Fields: ENGINEERING	Times Cited: 7  Research Front

图-11 济南大学工程学高被引论文

详细记录：

1、被引频次 173（济南大学是第 1 作者和通讯作者单位，化学化工学院）

Fabrication of novel magnetic chitosan grafted with graphene oxide to enhance adsorption properties for methyl blue

作者:Fan, LL (Fan, Lulu)[1] ; Luo, CN (Luo, Chuannan)[1] ; Li, XJ (Li, Xiangjun)[1] ; Lu, FG (Lu, Fuguang)[1] ; Qiu, HM (Qiu, Huamin)[1] ; Sun, M (Sun, Min)[1]

JOURNAL OF HAZARDOUS MATERIALS

卷: 215 页: 272-279

DOI: 10.1016/j.jhazmat.2012.02.068

出版年: MAY 15 2012

作者信息

通讯作者地址: Luo, CN (通讯作者)

Univ Jinan, Key Lab Chem Sensing & Anal, Shandong Univ, Sch Chem & Chem Engr, Jinan 250022, Peoples R China.

地址:

[1] Univ Jinan, Key Lab Chem Sensing & Anal, Shandong Univ, Sch Chem & Chem Engr, Jinan 250022, Peoples R China

电子邮件地址:fanlu1949@126.com

研究方向:Engineering; Environmental Sciences & Ecology

Web of Science 类别:Engineering, Environmental; Engineering, Civil; Environmental Sciences

文献信息

文献类型:Article

语种:English

入藏号: WOS:000303306400034

PubMed ID: 22429622

ISSN: 0304-3894

2、被引频次 105（济南大学是第 1 作者和通讯作者单位，资源与环境学院）

Adsorption of phosphate from aqueous solution by hydroxy-aluminum, hydroxy-iron and hydroxy-iron-aluminum pillared bentonites

作者:Yan, LG (Yan, Liang-guo)[1] ; Xu, YY (Xu, Yuan-yuan)[2] ; Yu, HQ (Yu, Hai-qin)[2,3] ; Xin, XD (Xin, Xiao-dong)[1] ; Wei, Q (Wei, Qin)[2] ; Du, B (Du, Bin)[1]

JOURNAL OF HAZARDOUS MATERIALS

卷: 179 期: 1-3 页: 244-250

DOI: 10.1016/j.jhazmat.2010.02.086

出版年: JUL 15 2010

作者信息

通讯作者地址: Du, B (通讯作者)

Univ Jinan, Coll Resources & Environm Sci, Jinan 250022, Peoples R China.

地址:

[1] Univ Jinan, Coll Resources & Environm Sci, Jinan 250022, Peoples R China

[2] Univ Jinan, Coll Chem & Chem Engr, Jinan 250022, Peoples R China

[3] Ocean Univ China, Coll Chem & Chem Engr, Qingdao 266100, Peoples R China

电子邮件地址:yanyu-33@163.com; sdjndb@263.com

学科类别:Engineering; Environmental Sciences & Ecology

Web of Science 类别:Engineering, Environmental; Engineering, Civil; Environmental Sciences

文献类型:Article

语种:English

入藏号: WOS:000278626700035

PubMed ID: 20334967

ISSN: 0304-3894

eISSN: 1873-3336

3、被引频次 95 (济南大学是第 1 作者和通讯作者单位, 资源与环境学院)

Highly efficient removal of heavy metal ions by amine-functionalized mesoporous Fe₃O₄ nanoparticles

作者:Xin, X (Xin, Xiaodong)[1] ; Wei, Q (Wei, Qin)[2] ; Yang, J (Yang, Jian)[1] ; Yan, L (Yan, Lianguo)[1] ; Feng, R (Feng, Rui)[1] ; Chen, G (Chen, Guodong)[2] ; Du, B (Du, Bin)[1] ; Li, H (Li, He)[2,3]

CHEMICAL ENGINEERING JOURNAL

卷: 184 页: 132-140

DOI: 10.1016/j.cej.2012.01.016

出版年: MAR 1 2012

作者信息

通讯作者地址: Du, B (通讯作者)

Univ Jinan, Sch Resources & Environm, Shandong Univ, Key Lab Chem Sensing & Anal, Jinan 250022, Peoples R China.

地址:

[1] Univ Jinan, Sch Resources & Environm, Shandong Univ, Key Lab Chem Sensing & Anal, Jinan 250022, Peoples R China

[2] Univ Jinan, Sch Chem & Chem Engr, Jinan 250022, Peoples R China

[3] Univ Jinan, Sch Med & Life Sci, Jinan 250022, Peoples R China

电子邮件地址:bindu0720@gmail.com; lihecd@gmail.com

研究方向:Engineering

Web of Science 类别:Engineering, Environmental; Engineering, Chemical

文献信息

文献类型:Article

语种:English

入藏号: WOS:000301908100016

ISSN: 1385-8947

4、被引频次 86 (济南大学是第 1 作者和通讯作者单位, 资源与环境学院)

Ag₃PO₄/graphene-oxide composite with remarkably enhanced visible-light-driven photocatalytic activity toward dyes in water

作者:Chen, GD (Chen, Guodong)[2] ; Sun, M (Sun, Meng)[1] ; Wei, Q (Wei, Qin)[2] ; Zhang, YF (Zhang, Yongfang)[1] ; Zhu, BC (Zhu, Baocun)[1] ; Du, B (Du, Bin)[1,2]

JOURNAL OF HAZARDOUS MATERIALS

卷: 244 页: 86-93

DOI: 10.1016/j.jhazmat.2012.11.032

出版年: JAN 15 2013

作者信息

通讯作者地址: Sun, M (通讯作者)

Univ Jinan, Sch Resources & Environm, Jinan 250022, Peoples R China.

地址:

[1] Univ Jinan, Sch Resources & Environm, Jinan 250022, Peoples R China

[2] Univ Jinan, Sch Chem & Chem Engr, Key Lab Chem Sensing & Anal Univ Shandong, Jinan 250022, Peoples R China

电子邮件地址:smlcu@163.com; binduujn@163.com

研究方向:Engineering; Environmental Sciences & Ecology

Web of Science 类别:Engineering, Environmental; Engineering, Civil; Environmental Sciences

文献信息

文献类型:Article

语种:English

入藏号: WOS:000315001000011

PubMed ID: 23246944

ISSN: 0304-3894

5、被引频次 85 (济南大学是第 1 作者和通讯作者单位, 化学化工学院)

Nanoporous PdCu alloy for formic acid electro-oxidation

作者:Xu, CX (Xu, Caixia)[1] ; Liu, YQ (Liu, Yunqing)[1] ; Wang, JP (Wang, Jinping)[1] ; Geng, HR (Geng, Haoran)[1] ; Qiu, HJ (Qiu, Huajun)[2,3]

JOURNAL OF POWER SOURCES

卷: 199 页: 124-131

DOI: 10.1016/j.jpowsour.2011.10.075

出版年: FEB 1 2012

作者信息

通讯作者地址: Xu, CX (通讯作者)

Univ Jinan, Sch Chem & Chem Engr, Jinan 250022, Shandong, Peoples R China.

地址:

[1] Univ Jinan, Sch Chem & Chem Engr, Jinan 250022, Shandong, Peoples R China

[2] Shandong Univ, Sch Chem & Chem Engr, Jinan 250100, Shandong, Peoples R China

[3] Chinese Acad Sci, Qingdao Inst Bioenergy & Bioproc Technol, Qingdao 266101, Peoples R China

电子邮件地址:qiuhuajun@gmail.com

研究方向:Electrochemistry; Energy & Fuels

Web of Science 类别:Electrochemistry; Energy & Fuels

文献信息

文献类型:Article

语种:English

入藏号: WOS:000298269700016

ISSN: 0378-7753

6、被引频次 84（济南大学是第 2 作者单位，材料科学与工程学院）

Novel nanocrystalline PdNi alloy catalyst for methanol and ethanol electro-oxidation in alkaline media

作者:Qi, Z (Qi, Zhen)[1] ; Geng, HR (Geng, Haoran)[2] ; Wang, XG (Wang, Xiaoguang)[1] ; Zhao, CC (Zhao, Changchun)[1] ; Ji, H (Ji, Hong)[1] ; Zhang, C (Zhang, Chi)[1] ; Xu, JL (Xu, Junling)[1] ; Zhang, ZH (Zhang, Zhonghua)[1]

JOURNAL OF POWER SOURCES

卷: 196 期: 14 页: 5823-5828 特刊: SI

DOI: 10.1016/j.jpowsour.2011.02.083

出版年: JUL 15 2011

作者信息

通讯作者地址: Zhang, ZH (通讯作者)

Shandong Univ, Sch Mat Sci & Engn, Key Lab Liquid Solid Struct Evolut & Proc Mat MOE, Jingshi Rd 17923, Jinan 250061, Peoples R China.

地址:

[1] Shandong Univ, Sch Mat Sci & Engn, Key Lab Liquid Solid Struct Evolut & Proc Mat MOE, Jinan 250061, Peoples R China

[2] **Univ Jinan**, Sch Mat Sci & Engn, Jinan 250022, Peoples R China

电子邮件地址:zh_zhang@sdu.edu.cn

研究方向:Electrochemistry; Energy & Fuels

Web of Science 类别:Electrochemistry; Energy & Fuels

文献信息

文献类型:Article

语种:English

入藏号: WOS:000290837000005

ISSN: 0378-7753

7、被引频次 74（济南大学是第 1 作者和通讯作者单位，资源与环境学院）

Synthesis of amino functionalized magnetic graphenes composite material and its application to remove Cr(VI), Pb(II), Hg(II), Cd(II) and Ni(II) from contaminated water

作者:Guo, XY (Guo, Xiaoyao)[1] ; Du, B (Du, Bin)[1] ; Wei, Q (Wei, Qin)[2] ; Yang, J (Yang, Jian)[1] ; Hu, LH (Hu, Lihua)[2] ; Yan, LG (Yan, Liangguo)[1] ; Xu, WY (Xu, Weiyang)[1]

JOURNAL OF HAZARDOUS MATERIALS

卷: 278 页: 211-220

DOI: 10.1016/j.jhazmat.2014.05.075

出版年: AUG 15 2014

作者信息

通讯作者地址: Du, B (通讯作者)

Univ Jinan, Sch Resources & Environm, Jinan 250022, Peoples R China.

地址:

[1] Univ Jinan, Sch Resources & Environm, Jinan 250022, Peoples R China

[2] Univ Jinan, Sch Chem & Chem Engn, Jinan 250022, Peoples R China

电子邮件地址:dubin61@gmail.com; sdjndxwq@163.com

文献信息

文献类型:Article

语种:English

入藏号: WOS:000340689100026

PubMed ID: 25016452

ISSN: 0304-3894

eISSN: 1873-3336

8、被引频次 60 (济南大学是通讯作者单位, 但是非第 1 作者单位, 商学院)

China's regional energy and environmental efficiency: A DEA window analysis based dynamic evaluation

作者:Wang, K (Wang, Ke)[1,2] ; Yu, SW (Yu, Shiwei)[2,3] ; Zhang, W (Zhang, Wei)[4]

MATHEMATICAL AND COMPUTER MODELLING

卷: 58 期: 5-6 页: 1117-1127

DOI: 10.1016/j.mcm.2011.11.067

出版年: SEP 2013

作者信息

通讯作者地址: Zhang, W (通讯作者)

Univ Jinan, Sch Econ, Jinan, Peoples R China.

地址:

[1] Beijing Inst Technol, Sch Management & Econ, Beijing 100081, Peoples R China

[2] BIT, Ctr Energy & Environm Policy Res, Beijing, Peoples R China

[3] China Univ Geosci, Sch Econ & Management, Wuhan 430074, Peoples R China

[4] Univ Jinan, Sch Econ, Jinan, Peoples R China

电子邮件地址:sm_zhangw@uju.edu.cn

文献信息

文献类型:Article

语种:English

入藏号: WOS:000321700400024

ISSN: 0895-7177

eISSN: 1872-9479

9、被引频次 60 (济南大学是第 1 作者和通讯作者单位, 化学化工学院)

Nanoporous PtCo and PtNi alloy ribbons for methanol electrooxidation

作者:Xu, CX (Xu, Caixia)[1] ; Hou, JG (Hou, Jiagang)[1] ; Pang, XH (Pang, Xuehui)[1] ; Li,

XJ (Li, Xiaojing)[1] ; Zhu, ML (Zhu, Minglin)[1] ; Tang, BY (Tang, Bangying)[1]

INTERNATIONAL JOURNAL OF HYDROGEN ENERGY

卷: 37 期: 14 页: 10489-10498

DOI: 10.1016/j.ijhydene.2012.04.041

出版年: JUL 2012

作者信息

通讯作者地址: Xu, CX (通讯作者)

Univ Jinan, China Key Lab Chem Sensing & Anal, Sch Chem & Chem Engn, Shandong Univ, Jiwei Rd 106, Jinan 250022, Peoples R China.

地址:

[1] Univ Jinan, China Key Lab Chem Sensing & Anal, Sch Chem & Chem Engn, Shandong Univ, Jinan 250022, Peoples R China

电子邮件地址: chm_xucx@ujn.edu.cn

文献信息

文献类型: Article

语种: English

入藏号: WOS:000306391100002

ISSN: 0360-3199

10、被引频次 56 (济南大学是第 1 作者和通讯作者单位, 资源与环境学院)

Heterogeneous activation of Oxone by CoxFe3-xO4 nanocatalysts for degradation of rhodamine B

作者: Su, SN (Su, Shengnan)[1] ; Guo, WL (Guo, Weilin)[1] ; Leng, YQ (Leng, Yanqiu)[1] ; Yi, CL (Yi, Chunliang)[1] ; Ma, ZM (Ma, Zhenmin)[1]

JOURNAL OF HAZARDOUS MATERIALS

卷: 244 页: 736-742

DOI: 10.1016/j.jhazmat.2012.11.005

出版年: JAN 15 2013

作者信息

通讯作者地址: Guo, WL (通讯作者)

Univ Jinan, Coll Resources & Environm, Jinan 250022, Peoples R China.

地址:

[1] Univ Jinan, Coll Resources & Environm, Jinan 250022, Peoples R China

电子邮件地址: chm_guowl@ujn.edu.cn

文献信息

文献类型: Article

语种: English

入藏号: WOS:000315001000086

PubMed ID: 23195597

ISSN: 0304-3894

11、被引频次 41 (济南大学是第 1 作者和通讯作者单位, 资源与环境学院)

EDTA functionalized magnetic graphene oxide for removal of Pb(II), Hg(II) and Cu(II) in water treatment: Adsorption mechanism and separation property

作者: Cui, LM (Cui, Limei)[1] ; Wang, YG (Wang, Yaoguang)[2] ; Gao, L (Gao, Liang)[2] ;

Hu, LH (Hu, Lihua)[2] ; Yan, LG (Yan, Liangguo)[1] ; Wei, Q (Wei, Qin)[2] ; Du, B (Du, Bin)[1]

CHEMICAL ENGINEERING JOURNAL

卷: 281 页: 1-10

DOI: 10.1016/j.cej.2015.06.043

出版年: DEC 1 2015

作者信息

通讯作者地址: Du, B (通讯作者)

Univ Jinan, Sch Resources & Environm, Jinan 250022, Peoples R China.

地址:

[1] Univ Jinan, Sch Resources & Environm, Jinan 250022, Peoples R China

[2] Univ Jinan, Sch Chem & Chem Engn, Shandong Univ, Key Lab Chem Sensing & Anal, Jinan 250022, Peoples R China

电子邮件地址:dubin61@gmail.com

文献信息

文献类型:Article

语种:English

入藏号: WOS:000362308200001

ISSN: 1385-8947

eISSN: 1873-3212

12、被引频次 37 (济南大学是第 1 作者和通讯作者单位, 资源与环境学院)

Magnetic Fe₃O₄/MgAl-LDH composite for effective removal of three red dyes from aqueous solution

作者:Shan, RR (Shan, Ran-ran)[1] ; Yan, LG (Yan, Liang-guo)[1] ; Yang, K (Yang, Kun)[1] ; Yu, SJ (Yu, Shu-jun)[1] ; Hao, YF (Hao, Yuan-feng)[1] ; Yu, HQ (Yu, Hai-qin)[1] ; Du, B (Du, Bin)[1]

CHEMICAL ENGINEERING JOURNAL

卷: 252 页: 38-46

DOI: 10.1016/j.cej.2014.04.105

出版年: SEP 15 2014

作者信息

通讯作者地址: Yan, LG (通讯作者)

Univ Jinan, Sch Resources & Environm, Jinan 250022, Peoples R China.

地址:

[1] Univ Jinan, Sch Resources & Environm, Jinan 250022, Peoples R China

电子邮件地址:yanyu-33@163.com

文献信息

文献类型:Article

语种:English

入藏号: WOS:000339601000006

ISSN: 1385-8947

eISSN: 1873-3212

13、被引频次 8（济南大学是第 1 作者和通讯作者单位，资源与环境学院）

Extracellular polymeric substances for Zn (II) binding during its sorption process onto aerobic granular sludge

作者:Wei, D (Wei, Dong)[1,3] ; Li, MT (Li, Mengting)[1] ; Wang, XD (Wang, Xiaodong)[1,3] ; Han, F (Han, Fei)[1] ; Li, LS (Li, Lusheng)[1] ; Guo, J (Guo, Jie)[1] ; Ai, LJ (Ai, Lijie)[1] ; Fang, LL (Fang, Lulu)[1] ; Liu, L (Liu, Ling)[1] ; Du, B (Du, Bin)[1] 更多内容

JOURNAL OF HAZARDOUS MATERIALS

卷: 301 页: 407-415

DOI: 10.1016/j.jhazmat.2015.09.018

出版年: JAN 15 2016

作者信息

通讯作者地址: Du, B (通讯作者)

Univ Jinan, Sch Resources & Environm Sci, Jinan 250022, Peoples R China.

地址:

[1] Univ Jinan, Sch Resources & Environm Sci, Jinan 250022, Peoples R China

[2] Univ Jinan, Sch Chem & Chem Engrn, Key Lab Chem Sensing & Anal Univ Shandong, Jinan 250022, Peoples R China

[3] Shan Dong Lan Xi Environm Protect Technol Co Ltd, Jinan 250022, Peoples R China

电子邮件地址:dubin61@gmail.com

文献信息

文献类型:Article

语种:English

入藏号:WOS:000367407200044

PubMed ID: 26410269

ISSN: 0304-3894

eISSN: 1873-3336

14、Air pollution and control action in Beijing（不是济南大学的文章）

作者:Zhang, HF (Zhang, Hefeng)[1] ; Wang, SX (Wang, Shuxiao)[2] ; Hao, JM (Hao, Jiming)[2] ; Wang, XM (Wang, Xinming)[3] ; Wang, SL (Wang, Shulan)[1] ; Chai, FH (Chai, Fahe)[1] ; Li, M (Li, Mei)[4]

JOURNAL OF CLEANER PRODUCTION

卷: 112

页: 1519-1527

子辑: 2

DOI: 10.1016/j.jclepro.2015.04.092

出版年: JAN 20 2016

作者信息

通讯作者地址: Wang, SL (通讯作者)

Chinese Res Inst Environm Sci, Atmospher Environm Inst, Beijing 100012, Peoples R China.

地址:

[1] Chinese Res Inst Environm Sci, Atmospher Environm Inst, Beijing 100012, Peoples R China

[2] Tsinghua Univ, Sch Environm, State Key Joint Lab Environm Simulat & Pollut Con, Beijing 100084, Peoples R China

[3] Chinese Acad Sci, Guangzhou Inst Geochem, State Key Lab Organ Geochem, Guangzhou 510640, Guangdong, Peoples R China

[4] Jinan Univ, Atmosphr Environm Inst Safety & Pollut Control, Jinan 510632, Guangdong, Peoples R China

文献信息

文献类型:Review

语种:English

入藏号: WOS:000368206800026

ISSN: 0959-6526

eISSN: 1879-1786

15、被引频次 7 (济南大学是第 1 作者和通讯作者单位, 材料科学与工程学院)

A hierarchically porous MgFe₂O₄/gamma-Fe₂O₃ magnetic microspheres for efficient removals of dye and pharmaceutical from water

作者:Lu, L (Lu, Lu)[1]; Li, J (Li, Jia)[1]; Yu, J (Yu, Jing)[1]; Song, P (Song, Peng)[1]; Ng, DHL (Ng, Dickon H. L.)[2]

CHEMICAL ENGINEERING JOURNAL

卷: 283 页: 524-534

DOI: 10.1016/j.cej.2015.07.081

出版年: JAN 1 2016

作者信息

通讯作者地址: Li, J (通讯作者)

Univ Jinan, Sch Mat Sci & Engr, Jinan, Peoples R China.

地址:

[1] Univ Jinan, Sch Mat Sci & Engr, Jinan, Peoples R China

[2] Chinese Univ Hong Kong, Dept Phys, Shatin, Hong Kong, Peoples R China

电子邮件地址:mse_lij@ujn.edu.cn

文献信息

文献类型:Article

语种:English

入藏号: WOS:000364247100053

ISSN: 1385-8947

eISSN: 1873-3212

7.3 济南大学未进入前 1% 学科学科分析

7.3.1 物理学学科现状分析

物理学 2017 年 5 月国内高校 ESI 排名如表-12 所示。可以看出排在前 10 位的高校分别是清华大学、中国科学技术大学、北京大学、浙江大学、南京大学、上海交通大学、中国科学院大学、山东大学、复旦大学和华中科技大学。排名第 1 位的清华大学至排名第 33 位的北京邮电大学，其物理学学科进入了 ESI 的前 1% 行列。我校的物理学学科按照 ESI 总被引频次在国内高校排名第 107 位，省内高校第 5 位。

表-12 ESI 物理学国内高校排名

排名	机构名称	Web of Science 论文数	学科规范化的引文影响力	被引频次	论文被引百分比	国际合作论文
1	Tsinghua University	10168	1.48	133449	82.19	3443
2	University of Science & Technology of China	10124	1.33	132970	80.09	3786
3	Peking University	9321	1.48	131812	83.04	3639
4	Zhejiang University	6895	1.1	80891	83.32	2445
5	Nanjing University	6953	1.3	80396	81.29	2211
6	Shanghai Jiao Tong University	5847	1.23	61781	80.14	2121
7	University of Chinese Academy of Sciences	7999	0.79	61645	74.97	1217
8	Shandong University	4323	1.47	56791	82.86	1594
9	Fudan University	4328	1.25	52325	81.75	1545
10	Huazhong University of Science & Technology	5598	0.94	45770	77.21	1032
11	Sun Yat Sen University	2877	1.71	41232	83.87	1117
12	Harbin Institute of Technology	5207	0.72	37062	77.68	1030
13	Jilin University	3715	0.98	35700	79.25	837
14	Xi'an Jiaotong University	4427	0.82	34442	75.27	1223
15	Nankai University	3033	1.15	33400	80.71	888
16	Southeast University - China	3046	1.07	31655	77.22	737
17	Lanzhou University	3180	0.93	28902	79.97	788

18	Beihang University	3472	1.17	28768	76.93	1045
19	Central China Normal University	1920	1.73	28256	82.08	1069
20	Dalian University of Technology	3231	0.77	27676	79.85	628
21	University of Electronic Science & Technology of China	4012	0.74	27285	76.99	1021
22	Beijing Normal University	2538	0.98	25100	80.3	585
23	Shanghai University	2841	0.81	23336	79.16	668
24	Suzhou University	2174	1.34	22277	81.37	678
25	Wuhan University	2052	1.07	21182	77.78	530
26	Sichuan University	3469	0.58	19986	74.69	562
27	Tianjin University	2900	0.78	19630	75.55	589
28	East China Normal University	2126	0.86	19232	81.51	516
29	Beijing Institute of Technology	2448	0.86	19178	75.82	534
30	South China University of Technology	1735	1.19	18461	79.54	310
31	Hunan University	1661	1.17	17659	82.36	390
32	National University of Defence Technology - China	2699	0.69	16755	75.92	339
33	Beijing University of Posts & Telecommunications	2378	0.73	16204	75.48	327
34	Xiamen University	1644	1.1	14801	77.55	545
35	Tongji University	1878	0.82	14089	76.25	459
36	South China Normal University	1852	0.72	13844	77.16	248
37	Chongqing University	1770	0.87	13609	75.37	346
38	University of Science & Technology Beijing	1749	0.81	13302	76.62	454
39	Northwestern Polytechnical University	2191	0.64	12206	75.67	382
40	Nanjing University of Aeronautics & Astronautics	1467	0.86	12020	76.96	239
41	Renmin University of China	585	2.08	11871	80.68	240
42	Beijing Jiaotong University	1794	0.69	11393	75.2	321
43	Wuhan University of Technology	886	1.33	10974	76.98	242
44	Xidian University	2072	0.53	10537	73.07	156
45	Shanxi University	1433	0.86	9822	72.02	327
46	Nanjing University of Science & Technology	1542	0.73	9633	74.45	291
47	East China University of Science & Technology	817	1.16	9515	81.88	198
48	Shenzhen University	1204	1.15	9226	73.42	243
49	Central South University	1345	0.81	8985	76.36	293
50	Xiangtan University	1041	0.82	8852	81.94	233
51	Beijing University of Technology	1413	0.66	8836	73.6	267
52	Zhejiang Normal University	890	0.87	8799	83.15	166
53	Ningbo University	1267	0.68	8746	76.8	207
54	Henan Normal University	1150	0.95	8628	78.26	271
55	Donghua University	584	1.19	8181	82.88	133
56	Anhui University	1187	0.69	8176	74.73	120

57	Hangzhou Normal University	663	1.4	7308	82.5	284
58	Northeastern University - China	1060	0.7	7217	74.91	216
59	Northeast Normal University - China	606	0.85	7130	73.43	82
60	Southwest Jiaotong University	1267	0.59	6990	73.32	297
61	Hunan Normal University	991	0.69	6963	78.2	87
62	Fuzhou University	768	1.03	6772	76.43	104
63	Nanjing Normal University	995	0.95	6740	76.28	280
64	University of Shanghai for Science & Technology	1119	0.61	6538	70.69	250
65	Zhengzhou University	988	0.98	6470	76.32	264
66	Yanshan University	921	0.62	6022	77.96	147
67	Beijing University of Chemical Technology	550	1.11	5964	81.82	103
68	Southwest University - China	678	1.05	5726	74.19	186
69	Capital Normal University	796	0.66	5724	77.26	228
70	Nanchang University	832	0.68	5723	78.61	69
71	Jiangsu University	980	0.63	5649	74.08	80
72	Nanjing University of Posts & Telecommunications	938	0.88	5562	70.26	153
73	North China Electric Power University	776	1.07	5557	71.13	88
74	Guangxi Normal University	589	1.14	5196	80.81	222
75	Guangxi University	652	1.05	5174	77.3	226
76	University Town of Shenzhen	754	0.92	5028	73.74	183
77	China Jiliang University	748	0.75	4977	76.2	142
78	Shaanxi Normal University	904	0.66	4874	71.13	141
79	China University of Mining & Technology	885	0.71	4814	74.35	124
80	Harbin Engineering University	779	0.7	4762	70.6	127
81	Changchun University of Science & Technology	917	0.52	4719	68.59	58
82	Hebei Normal University	632	0.68	4412	79.59	66
83	Taiyuan University of Technology	652	0.79	4312	70.55	67
84	Yunnan University	567	0.68	4259	76.72	108
85	Henan University	618	0.73	4252	76.86	69
86	Northwest University Xi'an	718	0.75	4231	77.58	128
87	Shandong Normal University	676	0.6	4208	75.44	75
88	Hebei University of Technology	702	0.58	4177	74.36	114
89	Jiangxi Normal University	667	0.58	4161	72.71	49
90	Nanjing University of Technology	395	1.51	3952	77.72	96
91	Guangdong University of Technology	674	0.79	3783	73.44	101
92	Sichuan Normal University	515	0.74	3767	76.5	63
93	Northwest Normal University - China	697	0.53	3752	75.04	99
94	China University of Petroleum	798	0.56	3735	68.67	169
95	Jiangnan University	579	0.78	3682	72.19	63
96	Zhejiang A&F University	313	1.01	3632	90.42	33
97	Fujian Normal University	507	0.63	3627	78.5	85

98	Jinan University	530	0.84	3589	73.77	111
99	Guangzhou University	386	0.7	3587	81.61	34
100	Liaoning University	409	1.11	3550	82.15	181
101	Hefei University of Technology	607	0.73	3502	74.3	105
102	Anhui Normal University	426	0.67	3498	81.92	35
103	Yangzhou University	421	0.63	3487	77.2	54
104	China University of Geosciences	580	0.81	3432	71.72	108
105	Qingdao University	436	0.84	3406	81.19	167
106	Shanghai Normal University	409	0.82	3353	79.95	77
107	University of Jinan	446	0.99	3331	77.35	48

我校物理学共有 7 篇高被引论文，如图-12 所示：

1	<p>EPITAXIAL GROWTH OF LARGE-GAP QUANTUM SPIN HALL INSULATOR ON SEMICONDUCTOR SURFACE</p> <p>By: ZHOU, M; MING, WM; LIU, Z; et.al Source: PROC NAT ACAD SCI USA 111 (40): 14378-14381 OCT 7 2014 Research Fields: PHYSICS</p> <p>Times Cited: 57 Research Front</p>
2	<p>A BAMBOO-INSPIRED NANOSTRUCTURE DESIGN FOR FLEXIBLE, FOLDABLE, AND TWISTABLE ENERGY STORAGE DEVICES</p> <p>By: SUN, YM; SILLS, RB; HU, XL; et.al Source: NANO LETT 15 (6): 3899-3906 JUN 2015 Research Fields: PHYSICS</p> <p>Times Cited: 42</p>
3	<p>ETHYNYL-FUNCTIONALIZED STANENE FILM: A PROMISING CANDIDATE AS LARGE-GAP QUANTUM SPIN HALL INSULATOR</p> <p>By: ZHANG, RW; ZHANG, CW; JI, WX; et.al Source: NEW J PHYS 17: - AUG 10 2015 Research Fields: PHYSICS</p> <p>Times Cited: 30 Research Front</p>
4	<p>UNEXPECTED GIANT-GAP QUANTUM SPIN HALL INSULATOR IN CHEMICALLY DECORATED PLUMBENE MONOLAYER</p> <p>By: ZHAO, H; ZHANG, CW; JI, WX; et.al Source: SCI REP 6: - FEB 2 2016 Research Fields: PHYSICS</p> <p>Times Cited: 22 Research Front</p>
5	<p>CONTROLLABLE BAND STRUCTURE AND TOPOLOGICAL PHASE TRANSITION IN TWO-DIMENSIONAL HYDROGENATED ARSENENE</p> <p>By: WANG, YP; JI, WX; ZHANG, CW; et.al Source: SCI REP 6: - FEB 3 2016 Research Fields: PHYSICS</p> <p>Times Cited: 15 Research Front</p>
6	<p>ROOM TEMPERATURE QUANTUM SPIN HALL INSULATOR IN ETHYNYL-DERIVATIVE FUNCTIONALIZED STANENE FILMS</p> <p>By: ZHANG, RW; ZHANG, CW; JI, WX; et.al Source: SCI REP 6: - JAN 5 2016 Research Fields: PHYSICS</p> <p>Times Cited: 13 Research Front</p>
7	<p>FUNCTIONALIZED THALLIUM ANTIMONY FILMS AS EXCELLENT CANDIDATES FOR LARGE-GAP QUANTUM SPIN HALL INSULATOR</p> <p>By: ZHANG, RW; ZHANG, CW; JI, WX; et.al Source: SCI REP 6: - FEB 17 2016 Research Fields: PHYSICS</p> <p>Times Cited: 11 Research Front</p>

图-12 济南大学物理学高被引论文

详细记录：

1、被引频次 57（济南大学是第 2 作者单位，物理科学与技术学院）

Epitaxial growth of large-gap quantum spin Hall insulator on semiconductor surface

作者:Zhou, M (Zhou, Miao)[1] ; Ming, WM (Ming, Wenmei)[1] ; Liu, Z (Liu, Zheng)[1] ;

Wang, ZF (Wang, Zhengfei)[1] ; Li, P (Li, Ping)[1,2] ; Liu, F (Liu, Feng)[1,3]

查看 ResearcherID 和 ORCID

PROCEEDINGS OF THE NATIONAL ACADEMY OF SCIENCES OF THE UNITED STATES OF AMERICA

卷: 111 期: 40 页: 14378-14381

DOI: 10.1073/pnas.1409701111

出版年: OCT 7 2014

查看期刊信息

作者信息

通讯作者地址: Liu, F (通讯作者)

Univ Utah, Dept Mat Sci & Engr, Salt Lake City, UT 84112 USA.

地址:

[1] Univ Utah, Dept Mat Sci & Engr, Salt Lake City, UT 84112 USA

[2] **Univ Jinan**, Sch Phys & Technol, Jinan 250022, Shangdong, Peoples R China

[3] Collaborat Innovat Ctr Quantum Matter, Beijing 100871, Peoples R China

电子邮件地址:fliu@eng.utah.edu

研究方向:Science & Technology - Other Topics

Web of Science 类别:Multidisciplinary Sciences

文献信息

文献类型:Article

语种:English

入藏号: WOS:000342633900032

PubMed ID: 25246584

ISSN: 0027-8424

2、被引频次 42（济南大学是第 7 作者单位，化学化工学院）

A Bamboo-Inspired Nanostructure Design for Flexible, Foldable, and Twistable Energy Storage Devices

作者:Sun, YM (Sun, Yongming)[1,4] ; Sills, RB (Sills, Ryan B.)[5,6] ; Hu, XL (Hu, Xianluo)[1] ; Seh, ZW (Seh, Zhi Wei)[4] ; Xiao, X (Xiao, Xu)[2,3] ; Xui, HH (Xui, Henghui)[1] ; Luo, W (Luo, Wei)[1] ; Jin, HY (Jin, Huanyu)[2,3] ; Xin, Y (Xin, Ying)[7] ; Li, TQ (Li, Tianqi)[2,3]

NANO LETTERS

卷: 15 期: 6 页: 3899-3906

DOI: 10.1021/acs.nanolett.5b00738

出版年: JUN 2015

作者信息

通讯作者地址: Hu, XL (通讯作者)

Huazhong Univ Sci & Technol, State Key Lab Mat Proc & Die & Mold Technol, Sch Mat

Sci & Engn, Wuhan 430074, Peoples R China.

地址:

[1] Huazhong Univ Sci & Technol, State Key Lab Mat Proc & Die & Mold Technol, Sch Mat Sci & Engn, Wuhan 430074, Peoples R China

[2] Huazhong Univ Sci & Technol, Wuhan Natl Lab Optoelect, Wuhan 430074, Peoples R China

[3] Huazhong Univ Sci & Technol, Coll Optoelect Sci & Engn, Wuhan 430074, Peoples R China

[4] Stanford Univ, Dept Mat Sci & Engn, Stanford, CA 94305 USA

[5] Stanford Univ, Dept Mech Engn, Stanford, CA 94305 USA

[6] Sandia Natl Labs, Livermore, CA 94551 USA

[7] Univ Jinan, Sch Chem & Chem Engn, Jinan 250022, Peoples R China

[8] SLAC Natl Accelerator Lab, Stanford Inst Mat & Energy Sci, Menlo Pk, CA 94025

USA

电子邮件地址:huxl@mail.hust.edu.cn; huangyh@mail.hust.edu.cn; yicui@stanford.edu

出版商

AMER CHEMICAL SOC, 1155 16TH ST, NW, WASHINGTON, DC 20036 USA

研究方向:Chemistry; Science & Technology - Other Topics; Materials Science; Physics

文献信息

文献类型:Article

语种:English

入藏号: WOS:000356316900037

PubMed ID: 26011653

ISSN: 1530-6984

eISSN: 1530-6992

3、被引频次 30 (济南大学是第 1 作者和通讯作者单位, 物理科学与技术学院)

Ethynyl-functionalized stanene film: a promising candidate as large-gap quantum spin Hall insulator

作者:Zhang, RW (Zhang, Run-Wu)[1] ; Zhang, CW (Zhang, Chang-Wen)[1] ; Ji, WX (Ji, Wei-Xiao)[1] ; Li, SS (Li, Sheng-Shi)[1,2] ; Hu, SJ (Hu, Shu-Jun)[2] ; Yan, SS (Yan, Shi-Shen)[2] ; Li, P (Li, Ping)[1] ; Wang, PJ (Wang, Pei-Ji)[1] ; Li, F (Li, Feng)[1]

NEW JOURNAL OF PHYSICS

卷: 17 文献号: 083036

DOI: 10.1088/1367-2630/17/8/083036

出版年: AUG 10 2015

作者信息

通讯作者地址: Zhang, CW (通讯作者)

Univ Jinan, Sch Phys & Technol, Jinan 250022, Shandong, Peoples R China.

地址:

[1] Univ Jinan, Sch Phys & Technol, Jinan 250022, Shandong, Peoples R China

[2] Shandong Univ, Sch Phys, State Key Lab Crystal Mat, Jinan 250100, Shandong, Peoples R China

电子邮件地址:zhchwsd@163.com

文献信息

文献类型:Article

语种:English

入藏号: WOS:000360956600004

ISSN: 1367-2630

4、被引频次 22 (济南大学是第 1 作者和通讯作者单位, 物理科学与技术学院)

Unexpected Giant-Gap Quantum Spin Hall Insulator in Chemically Decorated Plumbene Monolayer

作者:Zhao, H (Zhao, Hui)[1] ; Zhang, CW (Zhang, Chang-wen)[1] ; Ji, WX (Ji, Wei-xiao)[1] ; Zhang, RW (Zhang, Run-wu)[1] ; Li, SS (Li, Sheng-shi)[2] ; Yan, SS (Yan, Shi-shen)[2] ; Zhang, BM (Zhang, Bao-min)[1] ; Li, P (Li, Ping)[1] ; Wang, PJ (Wang, Pei-ji)[1]

SCIENTIFIC REPORTS

卷: 6 文献号: 20152

DOI: 10.1038/srep20152

出版年: FEB 2 2016

作者信息

通讯作者地址: Zhang, CW (通讯作者)

Univ Jinan, Sch Phys & Technol, Jinan 250022, Shandong, Peoples R China.

地址:

[1] Univ Jinan, Sch Phys & Technol, Jinan 250022, Shandong, Peoples R China

[2] Shandong Univ, Sch Phys, State Key Lab Crystal Mat, Jinan 250100, Shandong, Peoples R China

电子邮件地址:zhchwsd@163.com

出版商

NATURE PUBLISHING GROUP, MACMILLAN BUILDING, 4 CRINAN ST, LONDON N1 9XW, ENGLAND

研究方向:Science & Technology - Other Topics

Web of Science 类别:Multidisciplinary Sciences

文献信息

文献类型:Article

语种:English

入藏号: WOS:000369139700001

PubMed ID: 26833133

ISSN: 2045-2322

5、被引频次 15 (济南大学是第 1 作者和通讯作者单位, 物理科学与技术学院)

Controllable band structure and topological phase transition in two-dimensional hydrogenated arsenene

作者:Wang, YP (Wang, Ya-ping)[1] ; Ji, WX (Ji, Wei-xiao)[1] ; Zhang, CW (Zhang, Chang-wen)[1] ; Li, P (Li, Ping)[1] ; Li, F (Li, Feng)[1] ; Ren, MJ (Ren, Miao-juan)[1] ; Chen, XL (Chen, Xin-Lian)[1] ; Yuan, M (Yuan, Min)[1] ; Wang, PJ (Wang, Pei-ji)[1]

SCIENTIFIC REPORTS

卷: 6

文献号: 20342

DOI: 10.1038/srep20342

出版年: FEB 3 2016

作者信息

通讯作者地址: Zhang, CW (通讯作者)

Univ Jinan, Sch Phys & Technol, Jinan 250022, Shandong, Peoples R China.

地址:

[1] Univ Jinan, Sch Phys & Technol, Jinan 250022, Shandong, Peoples R China

电子邮件地址:zhchwsd@163.com

文献信息

文献类型:Article

语种:English

入藏号: WOS:000369787900001

PubMed ID: 26839209

ISSN: 2045-2322

6、被引频次 13 (济南大学是第 1 作者和通讯作者单位, 物理科学与技术学院)

Room Temperature Quantum Spin Hall Insulator in Ethynyl-Derivative Functionalized Stanene Films

作者:Zhang, RW (Zhang, Run-wu)[1]; Zhang, CW (Zhang, Chang-wen)[1]; Ji, WX (Ji, Wei-xiao)[1]; Li, SS (Li, Sheng-shi)[1,2]; Yan, SS (Yan, Shi-shen)[2]; Hu, SJ (Hu, Shu-jun)[2]; Li, P (Li, Ping)[1]; Wang, PJ (Wang, Pei-ji)[1]; Li, F (Li, Feng)[1]

SCIENTIFIC REPORTS

卷: 6

文献号: 18879

DOI: 10.1038/srep18879

出版年: JAN 5 2016

作者信息

通讯作者地址: Zhang, CW (通讯作者)

Univ Jinan, Sch Phys & Technol, Jinan 250022, Shandong, Peoples R China.

地址:

[1] Univ Jinan, Sch Phys & Technol, Jinan 250022, Shandong, Peoples R China

[2] Shandong Univ, State Key Lab Crystal Mat, Sch Phys, Jinan 250100, Shandong, Peoples R China

文献信息

文献类型:Article

语种:English

入藏号: WOS:000368378600001

PubMed ID: 26728874

ISSN: 2045-2322

7、被引频次 11 (济南大学是第 1 作者和通讯作者单位, 物理科学与技术学院)

Functionalized Thallium Antimony Films as Excellent Candidates for Large-Gap Quantum Spin Hall Insulator

作者:Zhang, RW (Zhang, Run-wu)[1]; Zhang, CW (Zhang, Chang-wen)[1]; Ji, WX (Ji, Wei-xiao)[1]; Li, SS (Li, Sheng-shi)[2]; Yan, SS (Yan, Shi-shen)[2]; Li, P (Li, Ping)[1]; Wang, PJ (Wang, Pei-ji)[1]

SCIENTIFIC REPORTS

卷: 6

DOI: 10.1038/srep21351

出版年: FEB 17 2016

作者信息

通讯作者地址: Zhang, CW (通讯作者)

Univ Jinan, Sch Phys & Technol, Jinan 250022, Shandong, Peoples R China.

地址:

[1] Univ Jinan, Sch Phys & Technol, Jinan 250022, Shandong, Peoples R China

[2] Shandong Univ, Sch Phys, State Key Lab Crystal Mat, Jinan 250100, Shandong, Peoples R China

电子邮件地址:zhchwsd@163.com

文献信息

文献类型:Article

语种:English

入藏号: WOS:000370317900001

PubMed ID: 26882865

ISSN: 2045-2322

7.3.2 生物与生物化学学科现状分析

生物与生物化学 2017 年 5 月国内高校 ESI 排名如表-13 所示。可以看出排在前 10 位的高校分别是上海交通大学、中科院大学、浙江大学、北京大学、清华大学、复旦大学、中山大学、山东大学、武汉大学、四川大学。在表-13 中,排名第 1 位的上海交通大学至排名第 49 位的华东师范大学,其生物与生物化学学科进入了 ESI 的前 1%行列。我校的生物与生物化学按照 ESI 总被引频次在国内高校排名第 85 位,省内高校第 4 位。

表-13 ESI 生物与生物化学国内高校排名

排名	机构名称	Web of Science	学科规范	被引频次	论文被引	国际
----	------	----------------	------	------	------	----

		论文数	化的 引文 影响力		百分 比	合 作 论 文
1	Shanghai Jiao Tong University	3975	0.89	47437	78.34	988
2	University of Chinese Academy of Sciences	3020	1.07	39346	84.37	569
3	Zhejiang University	3451	0.88	37904	80.35	850
4	Peking University	2878	0.98	36165	79.92	853
5	Tsinghua University	2192	1.22	34591	87	660
6	Fudan University	2913	0.86	34045	77.93	819
7	Sun Yat Sen University	2209	0.96	26962	78.63	519
8	Shandong University	2570	0.79	24444	75.06	573
9	Wuhan University	1583	0.92	19143	78.08	347
10	Sichuan University	1938	0.81	18449	76.78	388
11	China Agricultural University	1353	0.96	17108	82.78	427
12	Huazhong University of Science & Technology	1708	0.81	16167	77.28	450
13	University of Science & Technology of China	1074	1.05	15971	85.29	289
14	South China University of Technology	810	1.44	15034	86.67	183
15	Nankai University	1136	0.96	14193	84.95	325
16	Nanjing University	1201	0.92	13636	79.18	272
17	Jiangnan University	1514	0.78	13603	81.64	317
18	East China University of Science & Technology	1253	0.87	13529	85	203
19	Tongji University	1462	0.87	12426	74.35	348
20	Jilin University	1650	0.69	12336	73.52	451
21	Central South University	1426	0.71	12087	74.26	374
22	Nanjing Agricultural University	1031	0.91	11512	83.22	194
23	Harbin Institute of Technology	908	1.22	11422	82.93	278
24	Suzhou University	1200	0.84	11303	74.17	296
25	Xiamen University	974	0.89	10831	79.98	325
26	Dalian University of Technology	795	0.94	10667	87.55	190
27	Fourth Military Medical University	970	0.9	10390	80.31	220
28	Nanjing Medical University	1270	0.81	10333	71.1	225
29	Tianjin University	820	0.98	9507	82.32	174
30	Second Military Medical University	1062	0.73	9212	78.72	192
31	Huazhong Agricultural University	1004	0.85	9037	80.58	235
32	Southeast University - China	664	1.18	8786	77.71	143
33	Harbin Medical University	1007	0.77	8468	77.16	232
34	Xi'an Jiaotong University	1027	0.69	7793	74.39	334
35	Third Military Medical University	943	0.65	7501	76.56	171
36	Ocean University of China	708	0.8	7361	82.49	150
37	Capital Medical University	1111	0.61	7209	64.99	236
38	Hunan University	362	1.36	6815	88.4	52

39	Lanzhou University	662	0.79	6770	82.33	81
40	Jinan University	703	0.87	6740	81.93	147
41	Northwest A&F University - China	812	0.86	6561	78.94	220
42	China Medical University	897	0.61	6536	75.36	234
43	Beijing University of Chemical Technology	484	1.13	6409	82.85	116
44	Southern Medical University - China	804	0.68	6247	70.15	198
45	Tianjin Medical University	648	0.81	6146	72.99	167
46	Shanghai University	432	1.05	6078	81.25	146
47	Shenzhen University	300	1.23	5544	68.67	89
48	Southwest University - China	515	0.94	5499	77.86	115
49	East China Normal University	464	0.88	5341	81.47	194
50	Beijing Normal University	450	0.77	5167	84.44	111
51	Nanjing University of Technology	436	0.92	4956	83.26	50
52	China Pharmaceutical University	618	0.74	4946	81.23	111
53	Chongqing Medical University	632	0.7	4723	70.09	141
54	Zhengzhou University	971	0.52	4710	53.14	135
55	Wenzhou Medical University	738	0.59	4366	65.31	226
56	University of Electronic Science & Technology of China	197	1.88	4076	72.59	50
57	Tianjin University Science & Technology	426	0.83	3981	77.46	82
58	Chongqing University	421	0.86	3930	82.9	108
59	University Town of Shenzhen	415	1.23	3928	77.35	122
60	Nanchang University	476	0.82	3894	71.22	119
61	Donghua University	235	1.24	3889	85.11	125
62	Zhejiang University of Technology	418	0.81	3845	82.06	80
63	South China Normal University	249	0.94	3719	80.32	46
64	Anhui Medical University	501	0.73	3493	66.67	89
65	Sichuan Agricultural University	442	0.71	3450	72.17	90
66	Shantou University	333	0.68	3445	81.38	61
67	Hunan Normal University	272	0.79	3422	86.03	76
68	South China Agricultural University	415	0.72	3356	77.59	91
69	Jiangsu University	454	0.77	3256	70.48	89
70	Nanjing Normal University	336	0.68	3231	82.14	45
71	Northeast Agricultural University - China	438	0.73	3122	76.03	52
72	Shanghai University of Traditional Chinese Medicine	309	0.91	3065	75.73	89
73	Beijing Forestry University	284	1.24	3029	81.69	60
74	Dalian Medical University	386	0.73	3007	74.61	93
75	Yangzhou University	334	0.79	2980	79.94	63
76	Northeast Forestry University - China	277	0.79	2948	76.9	78
77	Shenyang Pharmaceutical University	289	0.78	2932	84.78	77
78	Guangxi University	258	0.82	2875	80.23	49
79	Guangzhou Medical University	435	0.7	2706	67.36	84

80	Qingdao University of Science & Technology	150	0.82	2702	89.33	19
81	Yunnan University	206	0.69	2514	84.47	51
82	Beijing Institute of Technology	190	0.96	2467	80	48
83	Shanxi University	261	0.72	2440	79.69	51
84	Northeast Normal University - China	245	0.84	2403	80.82	42
85	University of Jinan	269	0.97	2381	77.32	42
86	Beijing University of Technology	259	1.02	2363	77.61	44
87	Shandong Agricultural University	265	0.62	2336	78.87	38
88	North China University of Science & Technology	123	2.09	2329	66.67	35
89	Northwest University Xi'an	283	0.7	2326	76.33	57
90	Hebei Medical University	424	0.51	2322	60.61	89
91	University of South China	293	0.58	2310	73.72	68
92	Nantong University	349	0.71	2302	74.79	48
93	Qingdao University	456	0.57	2260	62.94	55
94	Central China Normal University	219	0.9	2174	82.19	67
95	Hunan University of Technology	37	4.89	2168	97.3	1
96	Hefei University of Technology	169	1.02	2016	78.11	42
97	Inner Mongolia University	132	0.86	1892	72.73	17
98	Shanghai Normal University	146	0.91	1860	83.56	42
99	Guangxi Medical University	335	0.56	1834	59.1	69
100	China University of Petroleum	140	1.05	1776	82.86	56

我校生物与生物化学共有 4 篇高被引论文，如图-13 所示：

1	<p>SIGNIFICANCE OF SERUM MICRORNAs IN PRE-DIABETES AND NEWLY DIAGNOSED TYPE 2 DIABETES: A CLINICAL STUDY</p> <p>By: KONG, L; ZHU, JJ; HAN, WX; et.al Source: ACTA DIABETOL 48 (1): 61-69 MAR 2011 Research Fields: BIOLOGY & BIOCHEMISTRY</p> <p>Times Cited: 145</p>
2	<p>HIGHLY SELECTIVE ADSORPTION OF LEAD IONS BY WATER-DISPERSIBLE MAGNETIC CHITOSAN/GRAPHENE OXIDE COMPOSITES</p> <p>By: FAN, LL; LUO, CN; SUN, M; et.al Source: COLLOID SURFACE B 103: 523-529 MAR 1 2013 Research Fields: BIOLOGY & BIOCHEMISTRY</p> <p>Times Cited: 108 Research Front</p>
3	<p>ADSORBENT FOR CHROMIUM REMOVAL BASED ON GRAPHENE OXIDE FUNCTIONALIZED WITH MAGNETIC CYCLODEXTRIN-CHITOSAN</p> <p>By: LI, LL; FAN, LL; SUN, M; et.al Source: COLLOID SURFACE B 107: 76-83 JUL 1 2013 Research Fields: BIOLOGY & BIOCHEMISTRY</p> <p>Times Cited: 91</p>
4	<p>SILENCING OF LONG NONCODING RNA MALAT1 BY MIR-101 AND MIR-217 INHIBITS PROLIFERATION, MIGRATION, AND INVASION OF ESOPHAGEAL SQUAMOUS CELL CARCINOMA CELLS</p> <p>By: WANG, XY; LI, M; WANG, ZQ; et.al Source: J BIOL CHEM 290 (7): 3925-3935 FEB 13 2015 Research Fields: BIOLOGY & BIOCHEMISTRY</p> <p>Times Cited: 58</p>

图-13 济南大学生物与生物化学高被引论文

详细记录：

1、被引频次 145（第 4 作者单位山东省肿瘤医院，生命医学院附属医院）

Significance of serum microRNAs in pre-diabetes and newly diagnosed type 2 diabetes: a clinical study

作者:Kong, L (Kong, Lei)[1] ; Zhu, JJ (Zhu, Junjie)[2,3] ; Han, WX (Han, Wenxia)[1] ; Jiang, XY (Jiang, Xiuyun)[1] ; Xu, M (Xu, Min)[4,5] ; Zhao, Y (Zhao, Yue)[2,3] ; Dong, QZ (Dong, Qiongzhu)[2,3] ; Pang, ZF (Pang, Zengfen)[4,5] ; Guan, QB (Guan, Qingbo)[1] ; Gao, L (Gao, Ling)[1] 更多内容

ACTA DIABETOLOGICA

卷: 48 期: 1 页: 61-69

DOI: 10.1007/s00592-010-0226-0

出版年: MAR 2011

作者信息

通讯作者地址: Gao, L (通讯作者)

Shandong Univ, Prov Hosp, Dept Endocrinol, 324 Jingwu Rd, Jinan 250021, Peoples R China.

地址:

[1] Shandong Univ, Prov Hosp, Dept Endocrinol, Jinan 250021, Peoples R China

[2] Fudan Univ, Liver Canc Inst, Shanghai 200433, Peoples R China

[3] Fudan Univ, Zhongshan Hosp, Shanghai 200433, Peoples R China

[4] Shandong Prov Tumour Hosp, Jinan 250117, Peoples R China

[5] Inst Oncol, Jinan 250117, Peoples R China

电 子 邮 件 地 址 : prof.gao161@163.com; jjzhao@medmail.com.cn;

drzhaolei@hotmail.com

研究方向:Endocrinology & Metabolism

Web of Science 类别:Endocrinology & Metabolism

文献信息

文献类型:Article

语种:English

入藏号: WOS:000288016800009

PubMed ID: 20857148

ISSN: 0940-5429

2、被引频次 108（济南大学是第 1 作者和通讯作者单位，化学化工学院）

Highly selective adsorption of lead ions by water-dispersible magnetic chitosan/graphene oxide composites

作者:Fan, LL (Fan, Lulu)[1] ; Luo, CN (Luo, Chuannan)[1] ; Sun, M (Sun, Min)[1] ; Li, XJ (Li, Xiangjun)[1] ; Qiu, HM (Qiu, Huamin)[1]

COLLOIDS AND SURFACES B-BIOINTERFACES

卷: 103 页: 523-529

DOI: 10.1016/j.colsurfb.2012.11.006

出版年: MAR 1 2013

作者信息

通讯作者地址: Luo, CN (通讯作者)

Univ Jinan, Sch Chem & Chem Engn, Key Lab Chem Sensing & Anal Univ Shandong, Jinan 250022, Peoples R China.

地址:

[1] **Univ Jinan**, Sch Chem & Chem Engn, Key Lab Chem Sensing & Anal Univ Shandong, Jinan 250022, Peoples R China

电子邮件地址:chm_luocn@ujn.edu.cn

研究方向:Biophysics; Chemistry; Materials Science

Web of Science 类别:Biophysics; Chemistry, Physical; Materials Science, Biomaterials

文献信息

文献类型:Article

语种:English

入藏号: WOS:000315127000069

PubMed ID: 23261576

ISSN: 0927-7765

eISSN: 1873-4367

Biology & Biochemistry

3、引用频次 91 (济南大学是第 1 作者和通讯作者单位, 化学化工学院)

Adsorbent for chromium removal based on graphene oxide functionalized with magnetic cyclodextrin-chitosan

作者:Li, LL (Li, Leilei)[1] ; Fan, LL (Fan, Lulu)[1] ; Sun, M (Sun, Min)[1] ; Qiu, HM (Qiu, Huamin)[1] ; Li, XJ (Li, Xiangjun)[1] ; Duan, HM (Duan, Huimin)[1] ; Luo, CN (Luo, Chuannan)[1]

COLLOIDS AND SURFACES B-BIOINTERFACES

卷: 107 页: 76-83

DOI: 10.1016/j.colsurfb.2013.01.074

出版年: JUL 1 2013

作者信息

通讯作者地址: Luo, CN (通讯作者)

Univ Jinan, Sch Chem & Chem Engn, Shandong Univ, Key Lab Chem Sensing & Anal, Jinan 250022, Peoples R China.

地址:

[1] **Univ Jinan**, Sch Chem & Chem Engn, Shandong Univ, Key Lab Chem Sensing & Anal, Jinan 250022, Peoples R China

电子邮件地址:haoyunlileilei@163.com

研究方向:Biophysics; Chemistry; Materials Science

Web of Science 类别:Biophysics; Chemistry, Physical; Materials Science, Biomaterials

文献信息

文献类型:Article

语种:English

入藏号: WOS:000318141900010

PubMed ID: 23466545

ISSN: 0927-7765

4、被引频次 58（第 3 作者单位生命医学院附属医院山东省肿瘤医院）

Silencing of Long Noncoding RNA MALAT1 by miR-101 and miR-217 Inhibits Proliferation, Migration, and Invasion of Esophageal Squamous Cell Carcinoma Cells

作者: Wang, XY (Wang, Xinyu)[1]; Li, M (Li, Meng)[1]; Wang, ZQ (Wang, Zhiqiong)[1]; Han, SC (Han, Sichong)[1]; Tang, XH (Tang, Xiaohu)[1]; Ge, YX (Ge, Yunxia)[1]; Zhou, LQ (Zhou, Liqing)[2]; Zhou, CC (Zhou, Changchun)[3]; Yuan, QP (Yuan, Qipeng)[1]; Yang, M (Yang, Ming)[1]

JOURNAL OF BIOLOGICAL CHEMISTRY

卷: 290 期: 7 页: 3925-3935

DOI: 10.1074/jbc.M114.596866

出版年: FEB 13 2015

作者信息

通讯作者地址: Yang, M (通讯作者)

Beijing Univ Chem Technol, Coll Life Sci & Technol, POB 53, Beijing 100029, Peoples R China.

地址:

[1] Beijing Univ Chem Technol, Coll Life Sci & Technol, Beijing Lab Biomed Mat, State Key Lab Chem Resource Engrn, Beijing 100029, Peoples R China

[2] Huaian 2 Hosp, Dept Radiat Oncol, Huaian 223002, Jiangsu, Peoples R China

[3] Shandong Acad Med Sci, Shandong Canc Hosp, Clin Lab, Jinan 250117, Shandong, Peoples R China

电子邮件地址: yangm@mail.buct.edu.cn

研究方向: Biochemistry & Molecular Biology

Web of Science 类别: Biochemistry & Molecular Biology

文献信息

文献类型: Article

语种: English

入藏号: WOS:000349458400004

PubMed ID: 25538231

ISSN: 0021-9258

eISSN: 1083-351X

7.3.3 数学学科现状分析

数学 2017 年 5 月国内高校 ESI 排名如表-14 所示。可以看出排在前 10 位的高校分别是北京大学、复旦大学、兰州大学、北京师范大学、山东大学、哈尔滨工业大学、上海交通大学、清华大学、浙江大学、南开大学。在表-14 中，排

名第 1 位的北京大学至排名第 29 位的湘潭大学，其数学进入了 ESI 的前 1% 行列。我校的数学按照 ESI 总被引频次在国内高校排名第 95 位，省内高校第 6 位。

表-14 ESI 数学国内高校排名

排名	机构名称	Web of Science 论文数	学科规范化的引文影响力	被引频次	论文被引百分比	国际合作论文
1	Peking University	1786	1.14	9292	66.74	607
2	Fudan University	1671	1.1	8134	69.18	521
3	Lanzhou University	1049	1.6	7506	72.93	187
4	Beijing Normal University	1547	1.22	7149	67.81	453
5	Shandong University	1620	1.01	7102	64.51	369
6	Harbin Institute of Technology	1343	1.36	7060	63.29	302
7	Shanghai Jiao Tong University	1350	1.19	6973	67.19	450
8	Tsinghua University	1430	1.07	6971	68.95	448
9	Zhejiang University	1697	0.88	6736	63.05	462
10	Nankai University	1518	1.13	6734	67.79	411
11	Southeast University - China	1112	1.52	6526	66.01	253
12	Shanghai University	1227	1.1	6262	68.13	275
13	University of Science & Technology of China	1307	1.04	6044	64.73	444
14	Sun Yat Sen University	1244	1.06	5733	68.49	337
15	Xiamen University	1176	1.23	5686	61.99	308
16	East China Normal University	1467	0.92	5616	66.19	390
17	Shanghai Normal University	942	1.17	5315	67.73	329
18	Central South University	1086	1.56	5284	66.3	161
19	Xi'an Jiaotong University	1011	1.14	5253	66.86	230
20	Nanjing University	1203	1.01	5237	64.84	272
21	South China Normal University	1194	0.9	5049	66.67	167
22	Dalian University of Technology	1273	0.87	4910	63.63	179
23	Wuhan University	1099	1	4301	66.06	270
24	Huazhong University of Science & Technology	870	1.21	4296	68.85	188
25	Sichuan University	1102	0.9	4288	62.89	243
26	Zhejiang Normal University	896	1.09	4027	65.18	212
27	Donghua University	416	2	3925	70.67	85
28	Tianjin Polytechnic University	610	1.54	3835	62.95	213

29	Xiangtan University	443	1.86	3806	71.56	92
30	Chongqing University	873	1.08	3759	64.72	107
31	Qufu Normal University	694	1.12	3585	63.83	159
32	Beijing Institute of Technology	829	0.98	3574	65.62	175
33	Hunan University	764	1	3494	63.48	130
34	Suzhou University	890	0.93	3407	63.82	172
35	Nanjing Normal University	994	0.77	3355	57.04	142
36	Northeast Normal University - China	666	1.15	3290	63.21	173
37	South China University of Technology	601	1.24	3175	62.73	141
38	Jilin University	960	0.84	3172	58.75	148
39	Jiangnan University	243	2.52	3131	62.14	43
40	Tongji University	892	1.01	3111	60.31	162
41	University of Electronic Science & Technology of China	665	1.35	2811	64.51	119
42	Southwest University - China	659	1.19	2717	58.12	139
43	Central China Normal University	750	1.03	2700	64.27	217
44	Capital Normal University	605	1	2655	61.82	166
45	Beihang University	688	1.16	2531	60.47	143
46	Fuzhou University	430	1.22	2479	67.21	68
47	China University of Mining & Technology	676	1.22	2314	53.55	86
48	Henan Polytech University	507	1.44	2262	68.24	84
49	Anhui University	449	1.37	2218	69.27	55
50	Beijing University of Technology	539	0.85	2188	57.7	88
51	Jiangsu Normal University	561	0.86	2075	62.75	119
52	Yunnan University	514	1.14	2073	66.15	79
53	Xinjiang University	541	0.86	2065	60.26	80
54	Beijing Jiaotong University	569	1.03	2038	59.23	140
55	Henan Normal University	610	0.86	2034	55.57	67
56	Nanjing University of Aeronautics & Astronautics	623	0.94	1988	57.62	115
57	Hunan Normal University	581	0.75	1966	62.13	127
58	Northwest Normal University - China	547	0.8	1861	59.41	32
59	Nanjing University of Science & Technology	405	1.19	1828	59.26	90
60	Shantou University	275	1.26	1824	66.18	60
61	Jiangsu University	350	1.25	1817	62.57	47
62	Shanxi University	457	1.01	1782	57.55	60
63	North China Electric Power University	352	0.99	1726	61.93	65
64	Zhengzhou University	452	0.91	1696	62.39	53
65	Shaanxi Normal University	407	0.97	1691	61.18	61
66	Tianjin University	604	0.94	1678	57.95	99
67	University of Chinese Academy of Sciences	419	0.83	1613	62.29	71

68	Changsha University of Science & Technology	329	1.07	1606	65.65	57
69	Huzhou University	278	1.19	1557	73.02	27
70	Nanjing University of Information Science & Technology	369	1.19	1533	66.12	75
71	Shanghai University of Finance & Economics	409	1.15	1481	56.48	187
72	Northeastern University - China	348	1.4	1466	58.33	75
73	Hangzhou Normal University	405	0.89	1444	60.74	104
74	Xidian University	428	0.86	1443	58.88	55
75	Guangzhou University	351	0.81	1425	54.99	56
76	Shandong University of Science & Technology	252	1.35	1402	64.68	22
77	Yunnan Normal University	218	1.52	1396	67.43	31
78	University of Science & Technology Beijing	241	1.41	1378	68.46	50
79	Renmin University of China	426	0.88	1371	55.4	134
80	Chongqing Normal University	337	1.06	1365	54.9	63
81	Hohai University	404	1.06	1337	55.45	75
82	China University of Petroleum	392	0.94	1322	60.2	48
83	Harbin Normal University	212	1.18	1304	70.75	59
84	East China University of Science & Technology	344	0.95	1293	57.85	71
85	Fujian Normal University	459	0.74	1290	59.04	65
86	Beijing University of Posts & Telecommunications	281	1.4	1263	61.57	42
87	Guizhou University	187	2.45	1257	67.91	39
88	Anhui Normal University	296	1.09	1247	64.86	39
89	Yangzhou University	386	0.85	1245	57.25	71
90	Lanzhou Jiaotong University	224	1.1	1197	68.75	45
91	Yantai University	251	1.42	1192	66.53	69
92	Changshu Institute of Technology	194	1.45	1191	70.1	22
93	Henan University	364	0.79	1183	56.87	55
94	Jiaying University	292	1.15	1160	61.3	29
95	University of Jinan	269	1.08	1153	57.62	63
96	Northwest University Xi'an	348	0.72	1152	50.86	29
97	Nanchang University	347	0.84	1130	57.06	20
98	Hangzhou Dianzi University	381	0.86	1113	57.48	66
99	Guangxi University	264	0.75	1103	67.05	13
100	Jiangxi Normal University	444	0.74	1100	54.5	100

表-14 ESI 数学国内高校排名

我校数学共有 3 篇高被引论文，如图-14 所示：

<p>POSITIVE SOLUTIONS FOR BOUNDARY VALUE PROBLEMS OF NONLINEAR FRACTIONAL DIFFERENTIAL EQUATIONS</p> <p>By: ZHAO, YG; SUN, SR; HAN, ZL; et.al Source: APPL MATH COMPUT 217 (16): 6950-6958 APR 15 2011 Research Fields: MATHEMATICS</p>	Times Cited: 54
<p>LEAST SQUARE REGRESSION WITH INDEFINITE KERNELS AND COEFFICIENT REGULARIZATION</p> <p>By: SUN, HW; WU, QA; Source: APPL COMPUT HARMONIC ANAL 30 (1): 96-109 JAN 2011 Research Fields: MATHEMATICS</p>	Times Cited: 45
<p>POSITIVE SOLUTIONS TO BOUNDARY VALUE PROBLEMS OF NONLINEAR FRACTIONAL DIFFERENTIAL EQUATIONS</p> <p>By: ZHAO, YG; SUN, SR; HAN, ZL; et.al Source: ABSTR APPL ANAL : - 2011 Research Fields: MATHEMATICS</p>	Times Cited: 40

图-14 济南大学数学高被引论文

详细记录：

1、被引频次 54（济南大学是第 1 作者和通讯作者单位，数学科学学院）

Positive solutions for boundary value problems of nonlinear fractional differential equations

作者:Zhao, YG (Zhao, Yige)[1] ; Sun, SR (Sun, Shurong)[1] ; Han, ZL (Han, Zhenlai)[1,2] ; Zhang, M (Zhang, Meng)[1]

APPLIED MATHEMATICS AND COMPUTATION

卷: 217 期: 16 页: 6950-6958

DOI: 10.1016/j.amc.2011.01.103

出版年: APR 15 2011

作者信息

通讯作者地址: Sun, SR (通讯作者)

Univ Jinan, Sch Sci, Jinan 250022, Shandong, Peoples R China.

地址:

[1] Univ Jinan, Sch Sci, Jinan 250022, Shandong, Peoples R China

[2] Shandong Univ, Sch Control Sci & Engrn, Jinan 250061, Shandong, Peoples R China

电子邮件地址 :zhaoeager@126.com; sshrong@163.com; hanzhenlai@163.com; zhang123meng@163.com

研究方向:Mathematics

Web of Science 类别:Mathematics, Applied

文献信息

文献类型:Article

语种:English

入藏号: WOS:000288064600017

ISSN: 0096-3003

2 被引频次 45（济南大学是第 2 作者单位，数学科学学院）

Least square regression with indefinite kernels and coefficient regularization

作者:Sun, HW (Sun, Hongwei)[2] ; Wu, QA (Wu, Qiang)[1]

APPLIED AND COMPUTATIONAL HARMONIC ANALYSIS

卷: 30 期: 1 页: 96-109

DOI: 10.1016/j.acha.2010.04.001

出版年: JAN 2011

作者信息

通讯作者地址: Wu, QA (通讯作者)

Michigan State Univ, Dept Math, E Lansing, MI 48824 USA.

地址:

[1] Michigan State Univ, Dept Math, E Lansing, MI 48824 USA

[2] Univ Jinan, Sch Sci, Jinan 250022, Peoples R China

电子邮件地址:ss_sunhw@ujn.edu.cn; wuqiang@math.msu.edu

文献类型:Article

语种:English

入藏号: WOS:000285223600006

ISSN: 1063-5203

eISSN: 1096-603X

3、被引频次 40 (济南大学是第 1 作者和通讯作者单位, 数学科学学院)

Positive Solutions to Boundary Value Problems of Nonlinear Fractional Differential Equations

作者:Zhao, YG (Zhao, Yige)[1] ; Sun, SR (Sun, Shurong)[1,2] ; Han, ZL (Han, Zhenlai)[1] ; Li, QP (Li, Qiuping)[1]

ABSTRACT AND APPLIED ANALYSIS

文献号: 390543

DOI: 10.1155/2011/390543

出版年: 2011

作者信息

通讯作者地址: Sun, SR (通讯作者)

Univ Jinan, Sch Sci, Jinan 250022, Shandong, Peoples R China.

地址:

[1] Univ Jinan, Sch Sci, Jinan 250022, Shandong, Peoples R China

[2] Missouri Univ Sci & Technol Rolla, Dept Math & Stat, Rolla, MO 65409 USA

电子邮件地址:sshrong@163.com

文献信息

文献类型:Article

语种:English

入藏号: WOS:000286231200001

ISSN: 1085-3375