
2018年1月份更新

济南大学 ESI 学科 分析报告

2007年1月1日-2017年10月31日

济南大学发展规划与学科建设处
济南大学图书馆

目录

前言	1
1 基础数据来源和统计方法	1
1.1 数据来源	1
1.2 相关介绍	1
2 山东省 ESI 学科情况.....	3
2.1 山东省 ESI 学科及高质量论文对比	3
2.2 山东省 ESI 学科全球排名情况	4
3 济南大学 ESI 学科现状分析.....	5
4 济南大学 ESI 预测趋势	7
5 济南大学 ESI 高质量论文概况.....	7
6 济南大学 ESI 高被引论文总体情况.....	8
6.1 高被引论文学科分布	8
6.2 高被引论文学院分布	9
6.3 高被引论文学院贡献度	11
6.4 高被引论文作者情况统计	12
6.5 高被引论文对比变化情况	14
7 济南大学高被引论文详细情况.....	18
7.1 详细数据统计表	18
7.2 济南大学前 1%学科学科现状分析	21
7.2.1 化学学科现状分析.....	21
7.2.2 临床医学学科现状分析.....	32
7.2.3 材料科学学科现状分析.....	42
7.2.4 工程学学科现状分析.....	52
7.3 济南大学未进入前 1%学科学科分析	68
7.3.1 物理学学科现状分析.....	68
7.3.2 生物和生物化学学科现状分析.....	76
7.3.3 数学学科现状分析.....	82
7.3.4 农业科学学科现状分析.....	88
7.3.5 计算机科学学科现状分析.....	94

前言

为了深入了解济南大学优势学科的发展情况，本报告基于 Web of Science 和 Incites 的客观数据，对济南大学进入全球机构前 1%的学科和未进入前 1%学科（但有高被引论文的学科）做了分析，并与省内高校做了对比。由于 ESI 将所有科研成果以 22 类学科划分，这与我国《中华人民共和国学科分类与代码国家标准》（标准号“GB/T13745-92”）以及国务院学位委员会、教育部颁布的《学位授予和人才培养学科目录（2011 年）》等学科分类标准存在较大差异，所以，为了深入了解本机构具体哪些学科、哪些人、哪些期刊及文章对进入全球前 1%的 ESI 学科做出贡献，报告将对其展开分析工作。（本报告中所有 ESI 数据均来源于 2018 年 1 月更新的内容。）

1 基础数据来源和统计方法

1.1 数据来源

报告数据主要来源于 Science Citation Index Expanded（科学引文索引，简称 SCIE）、Essential Science Indicators（基础科学指标，简称 ESI）等数据库。利用 InCites 数据库获取 ESI 数据库 22 个学科分类体系下 19000 多种 Web of Science 期刊，择取济南大学 2007 年 1 月 1 日-2017 年 10 月 31 日的 ESI 学科高被引论文进行统计分析，从而计算归纳出我校各学院及院系师生对相关 ESI 学科的贡献度。

1.2 相关介绍

Science Citation Index Expanded (科学引文索引, 简称 SCIE) 是美国科学情报研究所出版的一部国际性的检索性刊物, 它不仅是一部重要的检索工具书, 而且也是科学研究成果评价的一项重要依据。它已成为目前国际上最具权威性的、用于基础研究和应用基础研究成果的重要评价体系。它是评价一个国家、一个科学研究机构、一所高等学校、一本期刊, 乃至一个研究人员学术水平的重要指标之一。

Essential Science Indicators (基础科学指标, 简称 ESI) 是当今普遍用以评价大学和科研机构国际学术水平及影响的重要指标, 也是全球公认的判断学科发展水平的重要参照之一。ESI 对全球所有高校及科研机构的 SCIE、SSCI 库中近 10 年的论文数据进行统计, 按被引频次的高低确定出衡量研究绩效的阈值, 分别排出居世界前 1% 的研究机构、科学家、研究论文, 居世界前 50% 的国家/地区和居前 0.1% 的热点论文。ESI 针对 22 个专业领域, 通过论文数、论文被引频次、论文篇均被引频次、高被引论文、热点论文和前沿论文等 6 大指标, 从各个角度对国家/地区科研水平、机构学术声誉、科学家学术影响力以及期刊学术水平进行全面衡量。

ESI 学科分类是一种较为宽泛的学科分类模式, 基于期刊分类, 由自然科学与社会科学的 22 个学科构成, 艺术与人文期刊没有被包含在内。每一本期刊只被划分至 22 个 ESI 学科中的一个, 没有重叠的学科设置使得分析变得更为简单。

ESI 设置的 22 个学科为: 生物学与生物化学、化学、计算机科学、经济学与商学、工程学、地球科学、材料科学、数学、综合交叉学科、物理学、社会科学总论、空间科学、农业科学、临床医学、分子生物学与遗传学、神经系统学与行为

学、免疫学、精神病学与心理学、微生物学、环境科学与生态学、植物学与动物学、药理学和毒理学。

济南大学进入 ESI 前 1% 学科的有 4 个, 分别是化学、临床医学、材料科学、工程学; 未进入前 1% 学科但有高被引论文的有 5 个, 分别是物理学、生物学与生物化学、数学、农业科学、计算机科学, 比 2017 年 11 月份统计结果减少了 2 个学科, 新增 1 个学科。

2 山东省 ESI 学科情况

2.1 山东省 ESI 学科及高质量论文对比

在 2018 年 1 月 15 日的统计数据中 (2018 年 1 月份更新数据), 山东省共有 15 所高校涉及 17 个学科类别共计 50 个学科进入了 ESI 全球前 1%。具体情况如表-1 所示。

表-1 2018 年 1 月山东省 ESI 学科概况

高校名称	ESI 学科数量	高被引论文数量	热点论文数量
山东大学	15	346	16
中国海洋大学	9	90	2
中国石油大学	4	135	9
济南大学	4	63	3
青岛大学	3	89	4
青岛科技大学	3	22	0
曲阜师范大学	2	59	0

高校名称	ESI 学科数量	高被引论文数量	热点论文数量
山东农业大学	2	16	1
山东科技大学	1	34	6
山东师范大学	1	21	1
聊城大学	1	16	0
青岛农业大学	2	13	1
齐鲁工业大学	1	13	0
泰山医学院	1	6	0
滨州医学院	1	1	0

2.2 山东省 ESI 学科全球排名情况

在 2018 年 1 月 15 日的统计数据中（2018 年 1 月份更新数据），山东省共有 15 所高校共计 17 个学科进入了 ESI 全球前 1%，按照 ESI 总被引频次，各高校具体学科全球排名具体情况如表-2 所示。（数据来源于 ESI）

表-2 2018 年 1 月山东省 ESI 学科全球排名情况

	山东 大学	中国 海洋 大学	中国 石油 大学	青岛 科技 大学	青岛 大学	青岛 农业 大学	济南 大学	山东 农业 大学	山东 师范 大学	聊城 大学	曲阜 师范 大学	山东 科技 大学	滨州 医学 院	齐鲁 工业 大学	泰山 医学 院
农业科学		393				773		290							
生物及生物化学	277	761													
化学	92	760	436	427	910		546		821	881	1122			1148	
临床医学	477				1386		1524						3587		4103
计算机科学	288														
经济学与商学															
工程学	144	789	224	1130	614		1047				776	1137			

	山东大学	中国海洋大学	中国石油大学	青岛科技大学	青岛大学	青岛农业大学	济南大学	山东农业大学	山东师范大学	聊城大学	曲阜师范大学	山东科技大学	滨州医学院	齐鲁工业大学	泰山医学院
环境学及生态学	591	466													
地学		247	383												
免疫学	533														
材料科学	89	578	331	572			550								
数学	84														
微生物学															
分子生物学与遗传学	538														
综合学科															
神经科学与行为科学	597														
药理学与毒理学	150	601													
物理学	237														
植物与动物科学	751	327				1140		336							
心理学与精神病学															
一般社会科学	938														
空间科学															

3 济南大学 ESI 学科现状分析

为了加强整体学科规划与发展,挖掘我校有潜力进入 ESI 的学科也是十分必要的。济南大学从 2007 年 1 月 1 日-2017 年 10 月 31 日,科研高产出的学科分布在化学、临床医学、材料科学、物理学、工程学、生物学与生物化学等学科,如图-1 所示。(数据来源于 Incites)

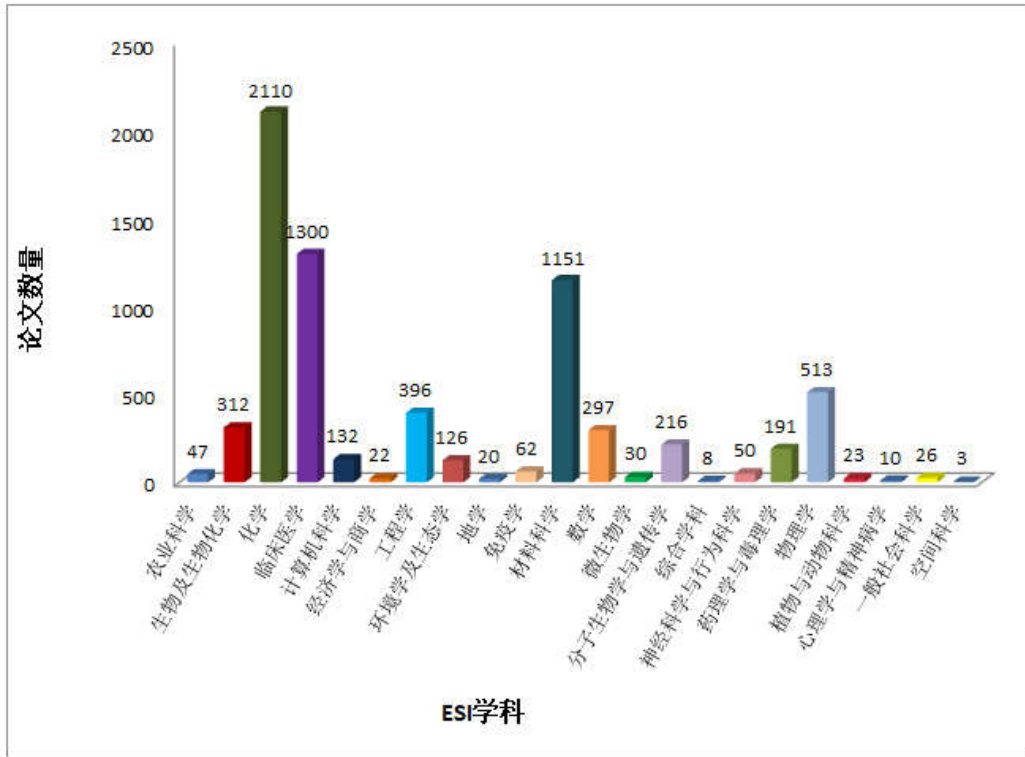


图-1 济南大学各学科科研产出(2007-2017.10.31)

被引频次直接反应了各个学科在全球范围内的影响力,可以看到济南大学在化学、临床医学、材料科学、物理学、生物学与生物化学及工程学等学科有一定的影响力,如图-2所示。(数据来源于 Incites)

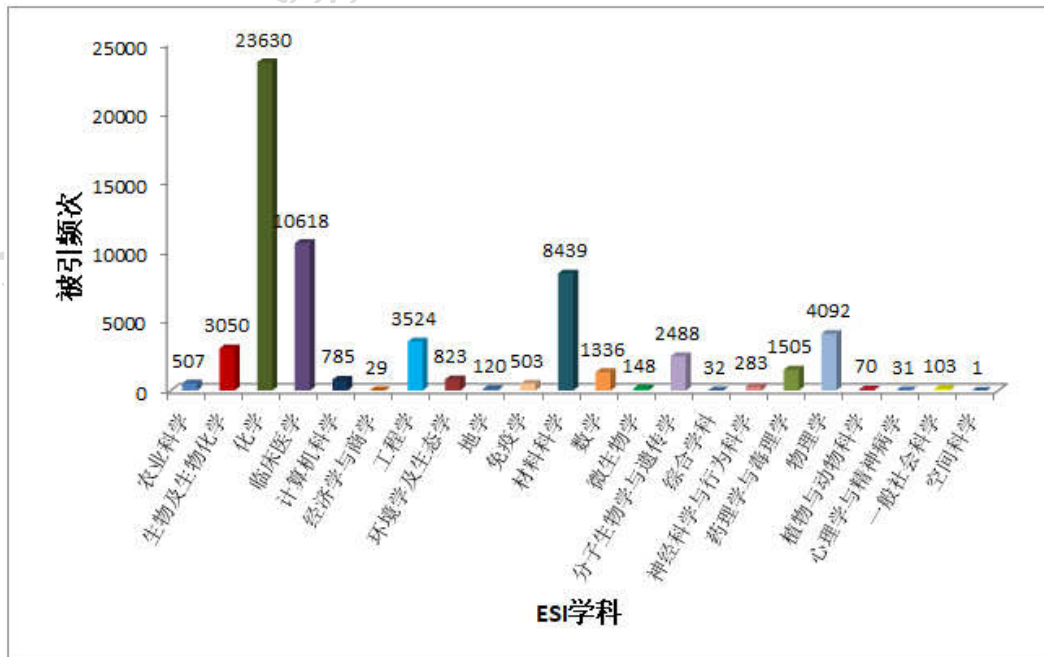


图-2 济南大学各学科论文总被引频次(2007-2017.10.31)

4 济南大学 ESI 预测趋势

为了挖掘我校有潜力进入 ESI 的学科,报告选取了济南大学各学科的总被引频次和门槛值¹并做了比对分析,如图-3 所示。比值越接近 1 说明越有可能进入全球前 1%。可以看到除了已经进入前 1%的临床医学、化学、材料科学、工程学外,其他学科离阈值还相差很远。(数据来源于 Incites)

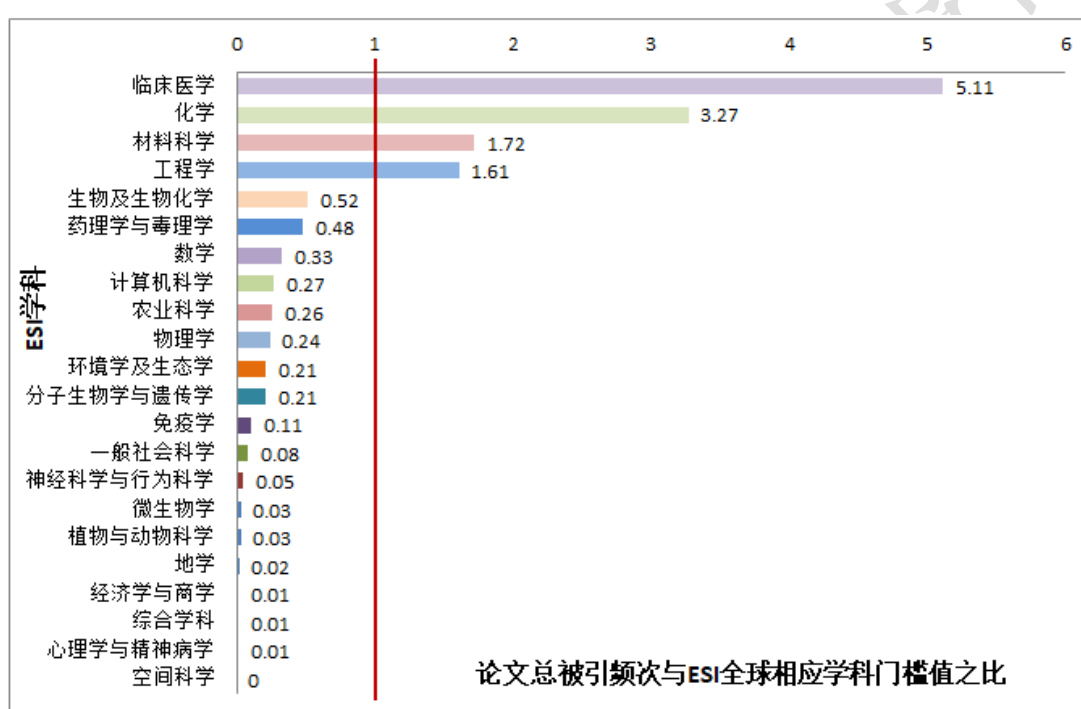


图-3 济南大学 ESI 学科趋势预测

5 济南大学 ESI 高质量论文概况

ESI 高质量论文 (Top Papers) 包括两种,即高频被引论文 (Highly Cited Papers) 和热点论文 (Hot Papers)。高频被引论文指近十年发表的被 SCI 或 SSCI 收录的 Article , Review ,其总被引频次在相应学科处在全球范围内的前百

¹门槛值,即在各 ESI 学科中,最后一个进入该学科的机构的总被引频次。

分之一；热点论文指近两年发表的被 SCI 或 SSCI 收录的 Article 和 Review，其总被引频次在近两个月处在相应学科全球范围内的前千分之一。

根据 ESI 2018 年 1 月 15 日（2018 年 1 月份更新数据）统计结果，我校共有 63 篇论文成为高频被引论文（包含医学与生命科学学院及附属医院），分布在化学、临床医学、材料科学、工程学、物理学、生物学与生物化学、数学、农业科学、计算机科学这 9 个学科。其中被引频次最高的是我校 Xin Ying 和张昭良以济南大学为第 2 单位参与的 2013 年发表在 ENERGY & ENVIRONMENTAL SCIENCE 上的论文“Synthesis of functionalized 3D hierarchical porous carbon for high-performance supercapacitors”，截止至今在 Web of Science 中总被引用 334 次；其次是医学与生命科学学院张福仁老师于 2009 年发表在 NEW ENGLAND JOURNAL OF MEDICINE 上的论文“Genomewide association study of leprosy”，截止至今在 Web of Science 中总被引用 330 次。

6 济南大学 ESI 高被引论文总体情况

截至到 2018 年 1 月 15 日（2018 年 1 月份更新数据），我校高被引论文共 63 篇，如图-4 所示。

Report View by Selection					Customize
Total: 5	Research Fields	Web of Science Documents	Cites	Cites/Paper	Highly Cited Papers
1	CHEMISTRY	2,086	22,509	10.79	11
2	CLINICAL MEDICINE	1,287	10,293	8.00	8
3	MATERIALS SCIENCE	1,131	7,817	6.91	9
4	ENGINEERING	392	3,104	7.92	18
0	ALL FIELDS	6,963	58,579	8.41	63

图-4 济南大学高被引论文

6.1 高被引论文学科分布

我校 63 篇高被引论文中，进入前 1% 学科的共有 46 篇，分别是 Chemistry（化学）11 篇，Clinical Medicine（临床医学）8 篇，Materials Science（材料科学）9 篇，Engineering（工程学）18 篇；其他未进入前 1% 学科的高被引论文共 17 篇，分别是 Physics（物理学）7 篇，Biology & Biochemistry（生物学与生物化学）4 篇，Mathematics（数学）3 篇，Agriculture Sciences（农业科学）2 篇（有 1 篇非济南大学文章），Computer Science（计算机科学）1 篇。如图-5 所示。

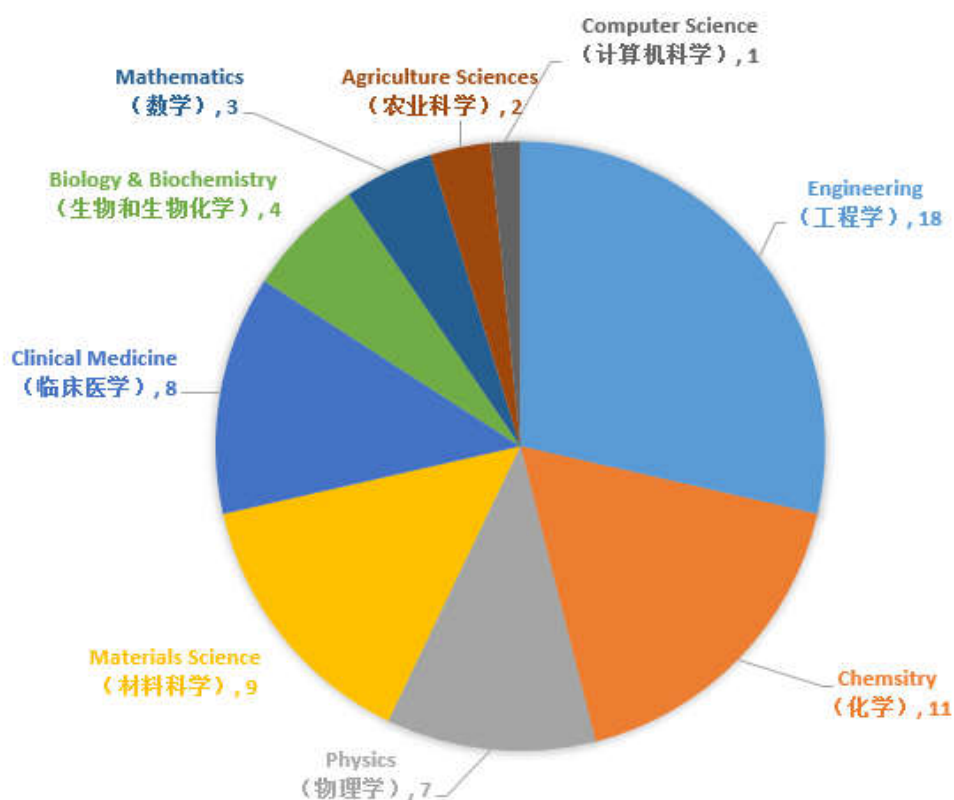


图-5 高被引论文学科分布

6.2 高被引论文学院分布

总起来说，63 篇（去掉 1 篇非济南大学论文即 62 篇）高被引论文分布在 11 个学院（研究院），其中化学化工学院 13 篇、资源与环境学院 10 篇、医学

与生命科学学院 10 篇、物理科学与技术学院 9 篇、材料科学与工程学院 6 篇、光功能与成像研究院 5 篇、数学科学学院 3 篇、商学院 2 篇、信息科学与工程学院 2 篇、外国语学院 1 篇、自动化与控制学院 1 篇、其他 1 篇。如表-3 所示。各学院所占百分比如图-6 所示。

表-3 高被引论文学院分布

学院名称	高被引论文数
化学化工学院	13
资源与环境学院	10
医学与生命科学学院	10
物理科学与技术学院	9
材料科学与工程学院	6
光功能材料与成像研究院	5
数学科学学院	3
商学院	2
信息科学与工程学院	2
外国语学院	1
自动化与控制学院	1
其他	1

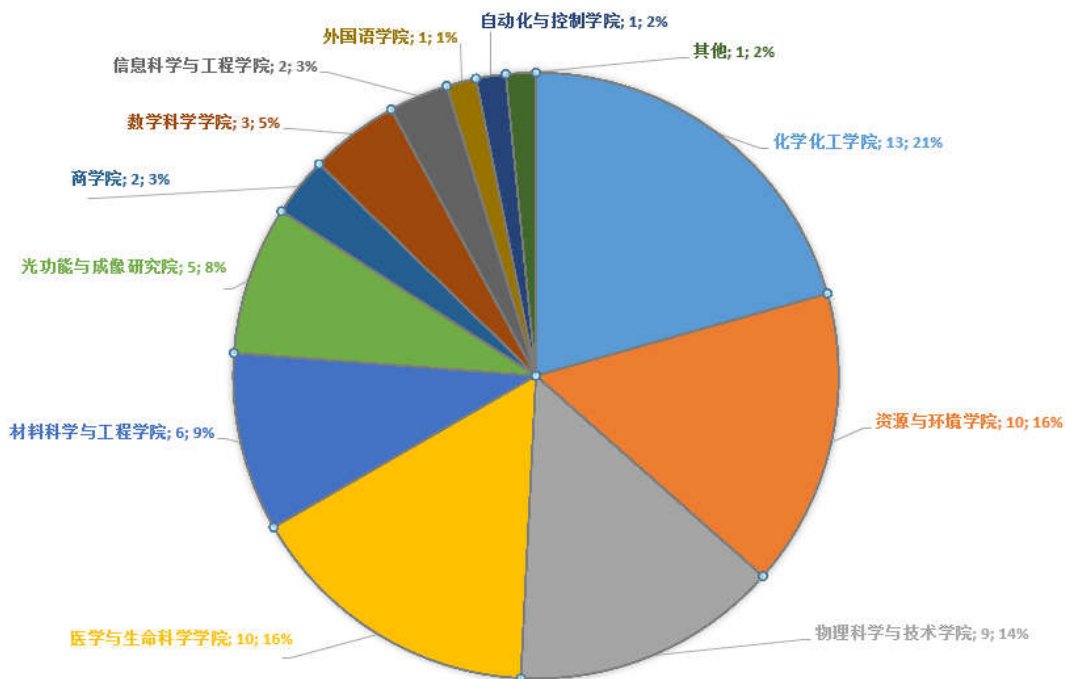


图-6 高被引论文学院分布

6.3 高被引论文学院贡献度

对学科与学院的契合程度分析，临床医学、物理学以及数学的高被引论文来源相对比较集中，主要来自于我校对应学院作者。化学 13 篇高被引论文来自 3 个学院(研究院)，材料科学 9 篇高被引论文分布在 3 个学院，工程学 18 篇高被引论文来自资源与环境学院、化学化工学院和材料科学与工程学院等 8 个学院，生物学与生物化学 4 篇高被引论文来自化学化工学院和医学与生命科学学院。各学院贡献度如表-4 和图-7 所示。

表-4 高被引论文学院贡献度

	化学	材料科学	工程学	临床医学	生物学与生物化学	数学	物理学	农业科学	计算机科学
化学化工学院	4	4	2		2		1		
资源与环境学院			9					1	
物理科学与技术学院		2	1				6		
医学与生命科学学院				8	2				
光功能材料与成像研究院	5								
材料科学与工程学院	2	3	1						
数学科学学院						3			
商学院			2						
信息科学与工程学院			1						1
外国语学院			1						
自动化与电气工程学院			1						
其他								1	

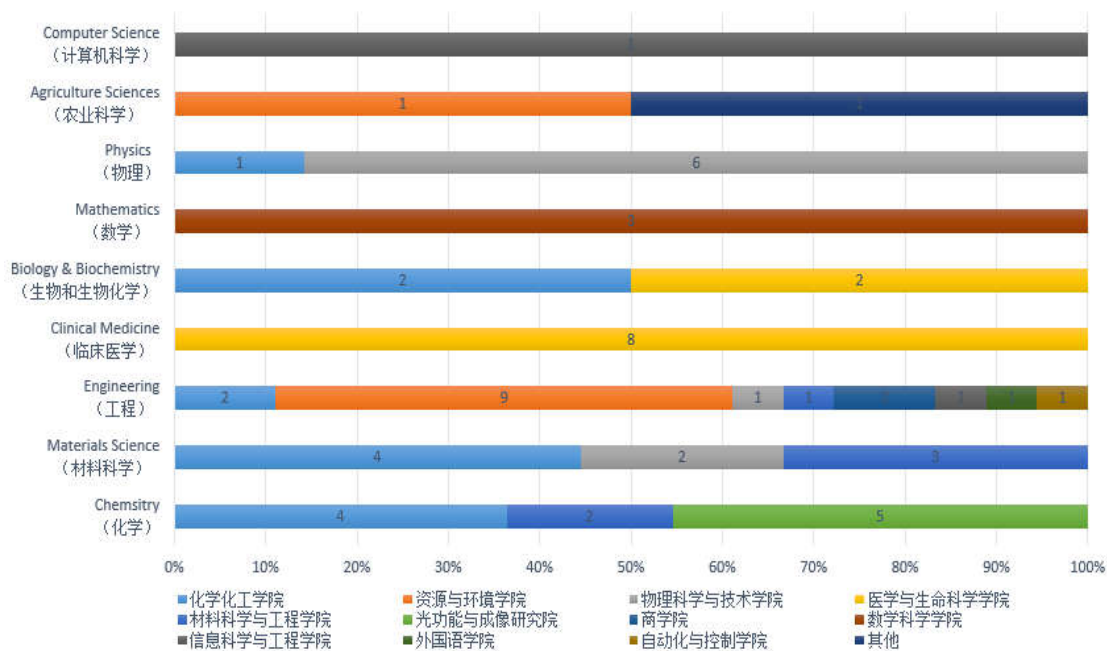


图-7 高被引论文学院贡献度

6.4 高被引论文作者情况统计

从通讯作者单位和第 1 作者单位均为济南大学角度统计（有 1 篇通讯作者是校外），我校共有 41 篇高被引论文，论文来自 21 位通讯作者，数量较多的是张昌文团队、杜斌团队和林伟英团队，如表-5 所示。

表-5 高被引论文作者分布情况

学院	论文篇数	通讯作者	论文篇数	第 1 作者	论文篇数
化学化工学院	8	罗川南	3	Fan Lulu	2
				Li Leilei	1
		于京华	3	Wang shoumei	1
				Ge Lei	1
				Zhang Yan	1
		徐彩霞	1	徐彩霞	1
		魏琴	1	Ren Xiang	1
资源与环境学院	10	杜斌	5	Cui Limei	1
				闫良国	1

学院	论文篇数	通讯作者	论文篇数	第 1 作者	论文篇数
资源与环境学院				Xin Xiaodong	1
				Guo Xiaoyao	1
				魏东	1
		孙蒙	1	Chen Guodong	1
		国伟林	1	Su Shengnan	1
		闫良国	2	Shan Ranran	2
		杨丽原	1	Wang Yunqian	1
物理科学与技术学院	8	张昌文	6	Zhang Runwu	3
				Zhao Hui	1
				Wang Yaping	2
		徐锡金	1	Zhang Shouwei	1
		徐锡金 (第二)	1	Zhang Shouwei	1
光功能材料与成像研究院	5	林伟英	5	Tang Yonghe	2
				Chen Hua (湖南大学)	2
				Dong Baoli	1
数学科学学院	2	孙书荣	2	Zhao Yige	2
材料科学与工程学院	2	李嘉	1	Lu Lu	1
		曹丙强	1	Qiu Xiaofeng	1
信息科学与工程学院	2	校外	1	牛四杰	1
		杨波	1	王琳	1
医学与生命科学学院	4	张福仁	1	张福仁	1
		邢立刚	1	Meng Xianjiao	1
		盛修贵	1	Zhang Lu	1
		于金明	1	Wang Xin	1

6.5 高被引论文对比变化情况

和我校 ESI 高被引论文 2017 年 11 月份更新数据相比较，通讯作者单位和第 1 作者单位均为济南大学的高被引论文中，**新增 2 篇**，挤出 1 篇，其他均保持高被引态势，如表-6 所示。

表-6 高被引论文对比变化情况

学院	学科	题名	来源	出版年	通讯作者	第一作者	1 月份数据更新被引数据	3 月份数据更新被引数据	5 月份数据更新被引数据	7 月份数据更新被引数据	9 月份数据更新被引数据	11 月份数据更新被引数据	2018 年 1 月份数据更新被引数据	
化学化工学院	MATERIALS SCIENCE (材料科学)	THREE-DIMENSIONAL PAPER-BASED ELECTROCHEMILUMINESCENCE IMMUNODEVICE FOR MULTIPLEXED MEASUREMENT OF BIOMARKERS AND POINT-OF-CARE TESTING	BIOMATERIALS 33 (4): 1024-1031 FEB 2012	2012	于京华	Ge Lei	165	174	177	182	184	186	191	
		In-situ synthesized polypyrrole-cellulose conductive networks for potential tunable foldable power paper	NANO ENERGY, 2019 : 31 : 174-182	2017		Zhang Yan				3	6	13	17	
	CHEMISTRY (化学)	PAPER-BASED CHEMILUMINESCENCE ELISA: LAB-ON-PAPER BASED ON CHITOSAN MODIFIED PAPER DEVICE AND WAX-SCREEN-PRINTING	BIOSENS BIOELECTRON 31 (1): 212-218 JAN 15 2012	2012		Wang Shoumei	122	127	130	137	140	144	152	
	ENGINEERING (工程学)	FABRICATION OF NOVEL MAGNETIC CHITOSAN GRAFTED WITH GRAPHENE OXIDE TO ENHANCE ADSORPTION PROPERTIES FOR METHYL BLUE	J HAZARD MATER 215: 272-279 MAY 15 2012	2012		Fan Lulu	158	165	173	180	187	192	199	
	BIOLOGY & BIOCHEMISTRY (生物与生物化学)	HIGHLY SELECTIVE ADSORPTION OF LEAD IONS BY WATER-DISPERSIBLE MAGNETIC CHITOSAN/GRAPHENE OXIDE COMPOSITES	COLLOID SURFACE B 103: 523-529 MAR 1 2013	2013		Fan Lulu	90	97	108	116	120	121	123	
		ADSORBENT FOR CHROMIUM REMOVAL BASED ON GRAPHENE OXIDE FUNCTIONALIZED WITH MAGNETIC CYCLODEXTRIN-CHITOSAN	COLLOID SURFACE B 107: 76-83 JUL 1 2013	2013		Li Leilei	75	82	91	94	98	100	101	
	ENGINEERING (工程学)	NANOPOROUS PDCU ALLOY FOR FORMIC ACID ELECTRO-OXIDATION	J POWER SOURCES 199: 124-131 FEB 1 2012	2012		徐彩霞	徐彩霞	78	83	85				
		NANOPOROUS PTCO AND PTNI ALLOY RIBBONS FOR METHANOL ELECTROOXIDATION	INT J HYDROGEN ENERG 37 (14): 10489-10498 JUL 2012	2012			徐彩霞	56	56	60	64	67	68	70

学院	学科	题名	来源	出版年	通讯作者	第一作者	1月份	3月份	5月份	7月份	9月份	11月份	2018年 1月份	
							数据更新 被引数据	数据更新 被引数据	数据更新 被引数据	数据更新 被引数据	数据更新 被引数据	数据更新 被引数据		数据更新 被引数据
	CHEMISTRY (化学)	ULTRASENSITIVE ELECTROCHEMICAL IMMUNOASSAY FOR CEA THROUGH HOST-GUEST INTERACTION OF BETA-CYCLODEXTRIN FUNCTIONALIZED GRAPHENE AND CU@AG CORE-SHELL NANOPARTICLES WITH ADAMANTINE-MODIFIED ANTIBODY	BIOSENS BIOELECTRON 63: 465-471 JAN 15 2015	2015	魏琴	Gao jian	31	34	38	43				
	MATERIALS SCIENCE (材料科学)	Cobalt-borate nanowire array as a high-performance catalyst for oxygen evolution reaction in near-neutral media	JOURNAL OF MATERIALS CHEMISTRY A 卷: 5 期: 16 页: 7291-7294	2017		Ren Xiang						5	7	
	Environment/ Ecology (环境 与生态学)	Ce-Ti Amorphous Oxides for Selective Catalytic Reduction of NO with NH3: Confirmation of Ce-O-Ti Active Sites	ENVIRONMENTAL SCIENCE & TECHNOLOGY 卷: 46 期: 17 页: 9600-9605	2012	张昭良	李平					104	108		
资源与 环境学院	ENGINEERING (工程学)	ADSORPTION OF PHOSPHATE FROM AQUEOUS SOLUTION BY HYDROXY-ALUMINUM, HYDROXY-IRON AND HYDROXY-IRON-ALUMINUM PILLARED BENTONITES	J HAZARD MATER 179 (1-3): 244-250 JUL 15 2010	2010	杜斌	闫良国	93	100	105	108	113	118	121	
		HIGHLY EFFICIENT REMOVAL OF HEAVY METAL IONS BY AMINE-FUNCTIONALIZED MESOPOROUS FE3O4 NANOPARTICLES	CHEM ENG J 184: 132-140 MAR 1 2012	2012		Xin Xiaodong	86	90	95	97	103	107	110	
		Synthesis of amino functionalized magnetic graphenes composite material and its application to remove Cr(VI), Pb(II), Hg(II), Cd(II) and Ni(II) from contaminated water	JOURNAL OF HAZARDOUS MATERIALS 卷: 278 页: 211-220	2014		Guo Xiaoya	59	63	74	81	89	94	106	
		EDTA FUNCTIONALIZED MAGNETIC GRAPHENE OXIDE FOR REMOVAL OF PB(II), HG(II) AND CU(II) IN WATER TREATMENT: ADSORPTION MECHANISM AND SEPARATION PROPERTY	CHEM ENG J 281: 1-10 DEC 1 2015	2015		Cui Limei	24	30	41	47	54	61	71	
		Extracellular polymeric substances for Zn (II) binding during its sorption process onto aerobic granular sludge	JOURNAL OF HAZARDOUS MATERIALS 卷: 301 页: 407-415	2016		魏东	6	7	8	11	12	15	17	
		AG3PO4/GRAPHENE-OXIDE COMPOSITE WITH REMARKABLY ENHANCED VISIBLE-LIGHT-DRIVEN PHOTOCATALYTIC ACTIVITY TOWARD DYES IN WATER	J HAZARD MATER 244: 86-93 JAN 15 2013	2013		孙蒙	Chen Guodong	76	80	86	87	91	93	95
		HETEROGENEOUS ACTIVATION OF OXONE BY COXFE3-XO4 NANOCATALYSTS FOR DEGRADATION OF RHODAMINE B	J HAZARD MATER 244: 736-742 JAN 15 2013	2013		国伟林	Su Shengnan	46	49	56	59	61	66	73

学院	学科	题名	来源	出版年	通讯作者	第一作者	1月份	3月份	5月份	7月份	9月份	11月份	2018年 1月份
							数据更新 被引数据	数据更新 被引数据	数据更新 被引数据	数据更新 被引数据	数据更新 被引数据	数据更新 被引数据	
	ENGINEERING (工程学)	Magnetic Fe ₃ O ₄ /MgAl-LDH composite for effective removal of three red dyes from aqueous solution	CHEMICAL ENGINEERING JOURNAL 卷: 252 页: 38-46	2014	闫良国	Shan Ranran	/	33	37	43	46	48	51
		Adsorption of Cd(II) by Mg-Al-CO ₃ - and magnetic Fe ₃ O ₄ /Mg-Al-CO ₃ -layered double hydroxides: Kinetic, isothermal, thermodynamic and mechanistic studies	JOURNAL OF HAZARDOUS MATERIALS 卷: 299 页: 42-49, 2015	2015		Shan Ranran	/	/	25	27	30	36	
	Agricultural Sciences (农业科学)	Spatial distribution, ecological risk assessment and source identification for heavy metals in surface sediments from Dongping Lake, Shandong, East China	CATENA 卷: 125 页: 200-205	2015	杨丽原	Wang Yuanqian	/	/	/	/	21	24	27
物理科学与技术学院	PHYSICS (物理学)	Ethynyl-functionalized stanene film: a promising candidate as large-gap quantum spin Hall insulator	NEW JOURNAL OF PHYSICS 卷: 17	2015	张昌文	Zhang Runwu	/	/	30	36	47	52	54
		UNEXPECTED GIANT-GAP QUANTUM SPIN HALL INSULATOR IN CHEMICALLY DECORATED PLUMBENE MONOLAYER	SCI REP 6: - FEB 2 2016	2016		Zhao Hui	18	20	22	32	43	45	45
		FUNCTIONALIZED THALLIUM ANTIMONY FILMS AS EXCELLENT CANDIDATES FOR LARGE-GAP QUANTUM SPIN HALL INSULATOR	SCI REP 6: - FEB 17 2016	2016		Zhang Runwu	9	12	13	16	24	26	26
		Large-gap quantum spin Hall state in functionalized dumbbell stanene	APPLIED PHYSICS LETTERS 卷: 108 期: 7 2016	2016		Wang Yaping	/	/	/	21	29	31	31
		Controllable band structure and topological phase transition in two-dimensional hydrogenated arsenene	SCI REP 6: - FEB 3 2016	2016		Wang Yaping	9	11	15	19	25	29	32
		ROOM TEMPERATURE QUANTUM SPIN HALL INSULATOR IN ETHYNYL-DERIVATIVE FUNCTIONALIZED STANENE FILMS	SCI REP 6: - JAN 5 2016	2016		Zhang Runwu	8	10	11	/	/	/	/
	MATERIALS SCIENCES (材料科学)	Formation of Fe ₃ O ₄ @MnO ₂ ball-in-ball hollow spheres as a high performance catalyst with enhanced catalytic performances	JOURNAL OF MATERIALS CHEMISTRY A 卷: 4 期: 4 页: 1414-1422	2016		徐锡金	Zhang Shouwei	/	11	22	24	31	38
	New family of room temperature quantum spin Hall insulators in two-dimensional germanene films	JOURNAL OF MATERIALS CHEMISTRY C 卷: 4 期: 10 页: 2088-2094		张昌文	Zhang Runwu	/	9	12	18	25	26	30	
	ENGINEERING (工程学)	Rice husks as a sustainable silica source for hierarchical flower-like metal silicate architectures assembled into ultrathin nanosheets for adsorption and catalysis	JOURNAL OF HAZARDOUS MATERIALS 卷: 321 页: 92-102	2017	徐锡金 (第二)	Zhang Shouwei	/	/	/	/	4	8	9

学院	学科	题名	来源	出版年	通讯作者	第一作者	1月份	3月份	5月份	7月份	9月份	11月份	2018年1月份
							数据更新	数据更新	数据更新	数据更新	数据更新	数据更新	
数学科学学院	MATHEMATICS (数学)	POSITIVE SOLUTIONS FOR BOUNDARY VALUE PROBLEMS OF NONLINEAR FRACTIONAL DIFFERENTIAL EQUATIONS	APPL MATH COMPUT 217 (16): 6950-6958 APR 15 2011	2011	孙书荣	Zhao Yige	47	52	54	54	55	55	55
		Positive Solutions to Boundary Value Problems of Nonlinear Fractional Differential Equations	ABSTRACT AND APPLIED ANALYSIS 文献号: 390543	2011		Zhao Yige		38	40			45	46
功能材料与成像研究院	CHEMISTRY (化学)	DEVELOPMENT OF FLUORESCENT PROBES BASED ON PROTECTION-DEPROTECTION OF THE KEY FUNCTIONAL GROUPS FOR BIOLOGICAL IMAGING	CHEM SOC REV 44 (15): 5003-5015 2015	2015	林伟英	Tang Yongke	43	49	54	67	74	84	94
		Single near-infrared fluorescent probe with high- and low-sensitivity sites for sensing different concentration ranges of biological thiols with distinct modes of fluorescence signals	CHEMICAL SCIENCE, 2016, 7(3): 1896-1903	2016		Chen Hua	10	13	16	19	26	30	34
		Development of a Two-Photon Fluorescent Probe for Imaging of Endogenous Formaldehyde in Living Tissues	ANGEWANDTE CHEMIE-INTERNATIONAL EDITION, 2016, 55(10): 3356-3359	2016		Tang Yongke	9	10	13	25	36	41	49
		Dual Site-Controlled and Lysosome-Targeted Intramolecular Charge Transfer-Photoinduced Electron Transfer-Fluorescence Resonance Energy Transfer Fluorescent Probe for Monitoring pH Changes in Living Cells	ANALYTICAL CHEMISTRY 卷: 88 期: 7 页: 4085-4091	2016		Dong Baoli			12	18	23	29	32
		A Unique "Integration" Strategy for the Rational Design of Optically Tunable Near-Infrared Fluorophores	ACCOUNTS OF CHEMICAL RESEARCH 卷: 50 期: 6 页: 1410-1422	2017		陈华 湖南 大学							
材料科学与工程学院	ENGINEERING (工程学)	A hierarchically porous MgFe ₂ O ₄ /γ-Fe ₂ O ₃ magnetic microspheres for efficient removals of dye and pharmaceutical from water	CHEMICAL ENGINEERING JOURNAL 卷: 283 页: 524-534	2016	李嘉	LU LU			7	9	12	14	16
	MATERIALS SCIENCES (材料科学)	Near room-temperature triethylamine sensor constructed with CuO/ZnO P-N heterostructural nanorods directly on flat electrode	SENSORS AND ACTUATORS B-CHEMICAL 卷: 225 页: 16-23、	2016	曹丙强	Xu Qii		9					
From unstable CsSnI ₃ to air-stable Cs ₂ SnI ₆ : A lead-free perovskite solar cell light absorber with bandgap of 1.48 eV and high absorption coefficient	SOLAR ENERGY MATERIALS AND SOLAR CELLS 2017 年, 卷: 159 页: 227-234	2017	Qiu Xiaofeng				3	8	15	17			

学院	学科	题名	来源	出版年	通讯作者	第一作者	1月份数据更新被引数据	3月份数据更新被引数据	5月份数据更新被引数据	7月份数据更新被引数据	9月份数据更新被引数据	11月份数据更新被引数据	2018年1月份数据更新被引数据
商学院	Economics & Business (经济学与商业学)	The Effect of Parental Absence on Child Development in Rural China	ASIAN ECONOMIC POLICY REVIEW 2017年,卷:12 期:1 页:117-134 2017	2017	校外	Wu Jia				3	3	3	
信息与工程科学	ENGINEERING (工程学)	Robust noise region-based active contour model via local similarity factor for image segmentation	PATTERN RECOGNITION 卷: 61 页: 104-119 特刊: SI	2016	校外	牛四杰					3	4	6
	Computer Science (计算机科学)	Improving Neural-Network Classifiers Using Nearest Neighbor Partitioning	IEEE TRANSACTIONS ON NEURAL NETWORKS AND LEARNING SYSTEMS 卷: 28 期: 10 页: 2255-2267	2017		杨波 王琳							6
医学与生命科学学院	Clinical Medicine (临床医学)	GENOMEWIDE ASSOCIATION STUDY OF LEPROSY	N ENGL J MED 361 (27): 2609-2618 DEC 31 2009	2009	张福仁	张福仁	295	303	310	319	321	327	330
		The Association of HMGB1 Expression with Clinicopathological Significance and Prognosis in Hepatocellular Carcinoma: A Meta-Analysis and Literature Review	PLOS ONE 卷: 9 期: 10	2014	盛修贵	Zhang Lu					59	66	75
		Predictive biomarkers in PD-1/PD-L1 checkpoint blockade immunotherapy	CANCER TREATMENT REVIEWS 卷: 41 期: 10 页: 868-876	2015	邢立刚	Meng Xiaojiao			29	38	46	52	62
		PD-L1 expression in human cancers and its association with clinical outcomes	ONCOTARGETS AND THERAPY 卷: 9 页: 5023-5039	2016	于金明	Wang Xin						20	32

7 济南大学高被引论文详细情况

7.1 详细数据统计表

各学科高被引论文数量及学院分布、作者情况如表-7 所示。

表-7 各学科高被引论文数量及分布学院、作者情况

类别	学科	高被引论文篇数	高被引论文编号	高被引次数	所属学院	通	通	通	非	非	非	非	非	非	非
						讯	讯	讯	通	通	通	通	通	通	
						作	作	作	作	作	作	作	作	作	作
						者	者	者	者	者	者	者	者	者	者
						第	第	第	第	第	第	第	第	第	第
						1	2	4	1	2	3	4	7	9	13
						单	单	单	单	单	单	单	单	单	单
						位	位	位	位	位	位	位	位	位	位
进入全球前1%学科	CHEMISTRY (化学)	11	1	334	化学化工学院					√					
			2	248	化学化工学院					√					
			3	195	材料科学与工程学院					√					
			4	152	化学化工学院	√									
			5	94	光功能材料与成像研究院	√									
			6	49	光功能材料与成像研究院	√									
			7	304	光功能材料与成像研究院	√									
			8	32	光功能材料与成像研究院	√									
			9	30	化学化工学院						√				
			10	8	材料科学与工程学院							√			
			11	8	光功能材料与成像研究院	√									
	Clinical Medicine (临床医学)	8	1	330	医学与生命科学学院	√									
			2	246	医学与生命科学学院									√	
			3	133	医学与生命科学学院								√		
			4	75	医学与生命科学学院	√									
			5	62	医学与生命科学学院-肿瘤医院	√									
			6	38	医学与生命科学学院		√								
			7	32	医学与生命科学学院	√									
			8	22	医学与生命科学学院	√									
	Materials Science (材料科学)	9	1	191	化学化工学院	√									
			2	115	化学化工学院					√					
			3	103	材料科学与工程学院					√					
			4	41	物理科学与技术学院	√									
			5	31	材料科学与工程学院						√				
			6	30	物理科学与技术学院	√									
			7	17	化学化工学院	√									
			8	17	材料科学与工程学院	√									
			9	7	化学化工学院	√									
	Engineering (工程学)	18	1	199	化学化工学院	√									
			2	121	资源与环境学院	√									
			3	110	资源与环境学院	√									
			4	106	资源与环境学院	√									

类别	学科	高被引论文篇数	论文编号	高被引次数	所属学院	通讯作者第1单位	通讯作者第2单位	通讯作者第4单位	非通讯作者第1单位	非通讯作者第2单位	非通讯作者第3单位	非通讯作者第4单位	非通讯作者第7单位	非通讯作者第9单位	非通讯作者第13单位					
进入全球前1%学科	Engineering (工程学)		5	95	资源与环境学院	√														
			6	81	商学院					√										
			7	79	商学院			√												
			8	73	资源与环境学院		√													
			9	71	资源与环境学院		√													
			10	70	化学化工学院		√													
			11	51	资源与环境学院		√													
			12	43	自动化与控制学院											√				
			13	36	资源与环境学院		√													
			14	17	资源与环境学院		√													
			15	16	材料科学与工程学院		√													
			16	12	外国语学院						√									
			17	9	物理科学与技术学院		√													
			18	6	信息科学与工程学院						√									
			未进入全球前1%学科	Physics (物理学)	7	1	77	物理科学与技术学院					√							
						2	64	化学化工学院								√				
						3	54	物理科学与技术学院		√										
						4	45	物理科学与技术学院		√										
5	32	物理科学与技术学院					√													
6	31	物理科学与技术学院					√													
7	26	物理科学与技术学院					√													
Biology & Biochemistry (生物学与生物化学)	4	1		169	医学与生命科学学院								√							
		2		123	化学化工学院		√													
		3		101	化学化工学院		√													
		4		91	医学与生命科学学院							√								
Mathematics (数学)	3	1		55	数学科学学院		√													
		2		47	数学科学学院					√										
		3		46	数学科学学院		√													
Agriculture Sciences (农业科学)	2	1		67	非济南大学文章															
		2	27	资源与环境学院		√														
Computer Science (计算机科学)	1	1	6	信息科学与工程学院		√														

7.2 济南大学前 1% 学科学科现状分析

7.2.1 化学学科现状分析

化学学科 2018 年 1 月国内高校 ESI 排名如表-8 所示。可以看出排在前 10 位的高校分别是中国科学院大学、浙江大学、清华大学、南京大学、北京大学、中国科学技术大学、复旦大学、吉林大学、南开大学和华东理工大学。在表-8 中，排名第 1 位的中国科学院大学至排名第 124 位的华南农业大学，其化学学科都进入了 ESI 的前 1% 行列。我校的化学学科按照 ESI 总被引频次在国内高校排名第 56 位，省内高校第 4 位。

表-8 化学学科国内高校排名

排名	机构名称	Web of Science 论文数	学科规范化的引文影响力	被引频次	论文被引百分比	国际合作论文
1	University of Chinese Academy of Sciences, CAS	19376	1.35	328249	84.62	1935
2	Zhejiang University	13099	1.18	220403	86.71	2144
3	Tsinghua University	10769	1.48	213269	86.07	1901
4	Nanjing University	9862	1.39	185343	88.07	1692
5	Peking University	8936	1.47	183391	87.87	1840
6	University of Science & Technology of China	8977	1.58	180583	85.82	1781
7	Fudan University	7600	1.44	162443	88.26	1465
8	Jilin University	12043	1.04	162161	83.49	1704
9	Nankai University	7989	1.47	160652	88.08	972
10	East China University of Science & Technology	8858	1.23	143573	86.46	1696
11	Sichuan University	9918	0.95	115177	82.85	1095
12	Dalian University of Technology	6409	1.31	114723	85.93	1415
13	Xiamen University	5998	1.41	111807	86.13	1367
14	Wuhan University	5343	1.45	103588	87.72	776
15	South China University of Technology	6918	1.33	103078	84.07	1208
16	Sun Yat Sen University	5380	1.47	102194	87.64	877
17	Shandong University	7786	1.01	100582	83.98	1194

排名	机构名称	Web of Science 论文数	学科规范化的引文影响力	被引频次	论文被引百分比	国际合作论文
18	Lanzhou University	5421	1.36	93995	88.27	502
19	Shanghai Jiao Tong University	6240	1.14	93795	85.63	1293
20	Tianjin University	7579	1.03	91764	80.8	1158
21	Suzhou University	5803	1.39	90972	86.52	1162
22	Beijing University of Chemical Technology	6644	1.02	84008	84.89	999
23	Hunan University	4386	1.54	78319	86.59	626
24	Fuzhou University	3590	1.57	68793	84.09	421
25	Northeast Normal University - China	3825	1.17	65737	86.75	301
26	East China Normal University	3559	1.37	61391	88.06	646
27	Harbin Institute of Technology	4977	1.07	59803	80.51	1043
28	Huazhong University of Science & Technology	4027	1.32	57378	84.03	899
29	Beijing Institute of Technology	4251	0.97	49770	80.8	701
30	Wuhan University of Technology	1998	2.03	49509	81.83	641
31	Southeast University - China	4254	1	48635	78.07	595
32	Central China Normal University	2236	1.42	45572	85.33	302
33	Nanjing Tech University	4302	0.97	45006	78.29	677
34	Xi'an Jiaotong University	3736	1.09	44858	79.93	856
35	Tongji University	3068	1.15	41585	84.13	539
36	Shanghai University	3032	1.18	40584	81.27	536
37	Central South University	4033	0.99	40276	82.42	627
38	Zhengzhou University	3808	0.91	39165	81.2	406
39	Southwest University - China	2918	1.13	36782	84.1	272
40	Donghua University	2633	1.09	36692	83.63	566
41	Beijing Normal University	2724	0.99	33469	84.43	572
42	Northwest University Xi'an	2989	0.92	33442	84.01	377
43	University of Science & Technology Beijing	2731	1.12	33417	81.36	535
44	Nanjing Institute of Technology	3097	0.97	33374	80.21	370
45	Nanjing University of Science & Technology	3007	0.98	32652	80.35	354
46	Qingdao University of Science & Technology	2720	0.88	31037	80.66	192
47	China University of Petroleum	3363	0.9	30912	76.42	595
48	Zhejiang University of Technology	3367	0.8	30392	78.71	400
49	Jiangsu University	2754	1.2	29090	80.72	363

排名	机构名称	Web of Science 论文数	学科规范化的引文影响力	被引频次	论文被引百分比	国际合作论文
50	Beihang University	2092	1.22	27739	79.83	373
51	Jiangnan University	2965	0.87	27255	80.13	516
52	China Pharmaceutical University	2798	0.8	25131	83.27	322
53	Chongqing University	2630	1.05	24361	74.98	475
54	Anhui Normal University	1361	1.28	24108	87.73	91
55	South China Normal University	2172	0.88	23781	83.75	456
56	University of Jinan	2110	1.16	23630	80.76	193
57	Shaanxi Normal University	2334	0.93	22207	81.23	271
58	Xiangtan University	1891	1.02	22040	83.4	227
59	Harbin Engineering University	1099	1.38	21226	81.8	170
60	Yangzhou University	1778	1.06	20744	80.99	249
61	University Town of Shenzhen	1458	1.41	20536	83.13	248
62	Henan Normal University	1810	0.92	20428	82.82	196
63	China Agricultural University	2232	0.68	20040	76.88	337
64	Zhejiang Normal University	1536	1.1	19905	82.29	197
65	Nanjing Normal University	1246	1.29	19319	84.59	153
66	Nanjing University of Posts & Telecommunications	967	1.57	19225	81.49	145
67	Henan University	1940	0.82	19052	82.68	177
68	Nanchang University	1853	0.92	18677	81.33	281
69	Shanghai Normal University	913	1.38	17629	85.76	125
70	Wenzhou University	1203	1.08	17485	83.37	157
71	Northeastern University - China	1662	0.84	17101	77.86	289
72	Hefei University of Technology	1578	1	16891	78.77	240
73	Hunan Normal University	1128	1.11	16619	85.28	121
74	Jiangxi Normal University	1301	1.19	16612	82.71	113
75	Northwestern Polytechnical University	1786	0.98	16565	79.84	321
76	Zhejiang Sci-Tech University	1288	1.18	16505	82.61	291
77	Jinan University	1733	0.86	16491	81.25	208
78	China University of Geosciences	1602	1.07	16465	77.65	375
79	Shanxi University	1615	0.99	16418	79.01	230
80	Heilongjiang University	1419	1.07	16406	78.79	183
81	Beijing University of Technology	1362	1.05	16278	79.66	222
82	Ocean University of China	1741	0.81	15985	81.16	227
83	Nanjing University of Aeronautics & Astronautics	1061	1.22	15702	81.43	210
84	Northwest Normal University - China	1645	0.85	14617	81.03	85

排名	机构名称	Web of Science 论文数	学科规范化的引文影响力	被引频次	论文被引百分比	国际合作论文
85	Hangzhou Normal University	1144	1	14158	83.83	165
86	Changzhou University	1548	0.99	13895	77.07	176
87	Hubei University	1116	1.05	13663	83.87	236
88	Anhui University	1346	0.95	13592	77.41	139
89	Shandong Normal University	1226	0.99	13507	79.36	114
90	Guangxi Normal University	1211	0.83	13164	81.59	111
91	Jiangsu Normal University	1252	0.95	12859	77.48	133
92	Hebei University	1622	0.6	12415	76.7	80
93	Shenyang Pharmaceutical University	1693	0.6	12375	81.69	227
94	Liaocheng University	1599	0.58	12195	78.67	79
95	Tianjin Normal University	949	0.95	12113	80.4	45
96	Huaqiao University	815	1.18	11872	81.84	74
97	Qingdao University	1048	1.1	11829	79.58	266
98	Huazhong Agricultural University	945	0.97	11291	82.33	130
99	South Central University for Nationalities	843	1.15	11188	81.14	111
100	Renmin University of China	727	1.32	11075	85.69	130
101	Taiyuan University of Technology	1640	0.78	10718	76.04	240
102	Yunnan University	1063	0.79	10626	78.74	93
103	Tianjin Polytechnic University	1338	0.76	10357	76.31	141
104	Capital Normal University	1141	0.9	10242	76.69	89
105	Northwest A&F University - China	1166	0.78	9589	78.73	244
106	Liaoning Normal University	1136	0.56	9494	80.46	62
107	University of Electronic Science & Technology of China	1206	0.88	9281	74.54	282
108	China University of Mining & Technology	1427	0.72	9185	73.16	282
109	Second Military Medical University	981	0.66	8998	84.3	110
110	Ningbo University	1262	0.79	8936	77.26	143
111	Northeast Forestry University - China	900	0.83	8891	79.78	151
112	Hebei Normal University	850	0.77	8821	80.59	82
113	Fujian Normal University	1004	0.89	8773	77.99	101
114	Guizhou University	1128	0.76	8739	74.91	224
115	Luoyang Normal University	1145	0.56	8678	63.93	56
116	Liaoning University	947	0.72	8364	81.52	97
117	Qufu Normal University	956	1.26	8284	77.2	97
118	Wenzhou Medical University	565	1.11	8277	78.94	93
119	Qilu University of Technology	1166	0.69	8142	73.5	157

排名	机构名称	Web of Science 论文数	学科规范化的引文影响力	被引频次	论文被引百分比	国际合作论文
120	Huaibei Normal University	518	1.4	8135	80.69	22
121	Xinjiang University	1009	0.69	8131	76.71	100
122	Hebei University of Technology	1081	0.7	8115	76.97	144
123	Henan Institute of Science & Technology	1056	0.55	8023	72.06	88
124	South China Agricultural University	880	0.82	7632	77.84	130

我校化学学科共有 11 篇高被引论文，如图-8 所示：

- 1 SYNTHESIS OF FUNCTIONALIZED 3D HIERARCHICAL POROUS CARBON FOR HIGH-PERFORMANCE SUPERCAPACITORS** Times Cited: 334

By: QIE, L; CHEN, WM; XU, HH; et.al
 Source: ENERGY ENVIRON SCI 6 (8): 2497-2504 AUG 2013
 Research Fields: CHEMISTRY
- 2 HIGH-PERFORMANCE BI-FUNCTIONAL ELECTROCATALYSTS OF 3D CRUMPLED GRAPHENE-COBALT OXIDE NANOHYBRIDS FOR OXYGEN REDUCTION AND EVOLUTION REACTIONS** Times Cited: 248

By: MAO, S; WEN, ZH; HUANG, TZ; et.al
 Source: ENERGY ENVIRON SCI 7 (2): 609-616 FEB 2014
 Research Fields: CHEMISTRY
- 3 GENERALIZED FABRICATION OF NANOPOROUS METALS (AU, PD, PT, AG, AND CU) THROUGH CHEMICAL DEALLOYING** Times Cited: 195

By: ZHANG, ZH; WANG, Y; QI, Z; et.al
 Source: J PHYS CHEM C 113 (29): 12629-12636 JUL 23 2009
 Research Fields: CHEMISTRY
- 4 PAPER-BASED CHEMILUMINESCENCE ELISA: LAB-ON-PAPER BASED ON CHITOSAN MODIFIED PAPER DEVICE AND WAX-SCREEN-PRINTING** Times Cited: 152

By: WANG, SM; GE, L; SONG, XR; et.al
 Source: BIOSENS BIOELECTRON 31 (1): 212-218 JAN 15 2012
 Research Fields: CHEMISTRY
- 5 DEVELOPMENT OF FLUORESCENT PROBES BASED ON PROTECTION-DEPROTECTION OF THE KEY FUNCTIONAL GROUPS FOR BIOLOGICAL IMAGING** Times Cited: 94

By: TANG, YH; LEE, DY; WANG, JL; et.al
 Source: CHEM SOC REV 44 (15): 5003-5015 2015
 Research Fields: CHEMISTRY
- 6 DEVELOPMENT OF A TWO-PHOTON FLUORESCENT PROBE FOR IMAGING OF ENDOGENOUS FORMALDEHYDE IN LIVING TISSUES** Times Cited: 49

By: TANG, YH; KONG, XQ; XU, A; et.al
 Source: ANGEW CHEM INT ED 55 (10): 3356-3359 MAR 1 2016
 Research Fields: CHEMISTRY
- 7 SINGLE NEAR-INFRARED FLUORESCENT PROBE WITH HIGH- AND LOW-SENSITIVITY SITES FOR SENSING DIFFERENT CONCENTRATION RANGES OF BIOLOGICAL THIOLS WITH DISTINCT MODES OF FLUORESCENCE SIGNALS** Times Cited: 34

By: CHEN, H; TANG, YH; REN, MG; et.al
 Source: CHEM SCI 7 (3): 1896-1903 2016
 Research Fields: CHEMISTRY

8	DUAL SITE-CONTROLLED AND LYSOSOME-TARGETED INTRAMOLECULAR CHARGE TRANSFER- PHOTOINDUCED ELECTRON TRANSFER-FLUORESCENCE RESONANCE ENERGY TRANSFER FLUORESCENT PROBE FOR MONITORING PH CHANGES IN LIVING CELLS	Times Cited: 32
	By: DONG, BL; SONG, XZ; WANG, C; et.al Source: ANAL CHEM 88 (7): 4085-4091 APR 5 2016 Research Fields: CHEMISTRY	
9	AN EFFICIENT METAL- AND SOLVENT-FREE ORGANOCATALYTIC SYSTEM FOR CHEMICAL FIXATION OF CO2 INTO CYCLIC CARBONATES UNDER MILD CONDITIONS	Times Cited: 30
	By: WANG, L; ZHANG, GY; KODAMAA, K; et.al Source: GREEN CHEM 18 (5): 1229-1233 2016 Research Fields: CHEMISTRY	
10	HIGHLY ACTIVE TiO2/G-C3N4/G PHOTOCATALYST WITH EXTENDED SPECTRAL RESPONSE TOWARDS SELECTIVE REDUCTION OF NITROBENZENE	Times Cited: 8
	By: ZHANG, LQ; HE, X; XU, XW; et.al Source: APPL CATAL B-ENVIRON 203: 1-8 APR 2017 Research Fields: CHEMISTRY	
11	A UNIQUE INTEGRATION STRATEGY FOR THE RATIONAL DESIGN OF OPTICALLY TUNABLE NEAR-INFRARED FLUOROPHORES	Times Cited: 8
	By: CHEN, H; DONG, BL; TANG, YH; et.al Source: ACCOUNT CHEM RES 50 (6): 1410-1422 JUN 2017 Research Fields: CHEMISTRY	

图-8 济南大学化学学科高被引论文

详细记录：

1.被引频次 334 次（济南大学是第 2 作者单位，化学化工学院）

Synthesis of functionalized 3D hierarchical porous carbon for high-performance supercapacitors

作者:Qie, L (Qie, Long)[1] ; Chen, WM (Chen, Weimin)[1] ; Xu, HH (Xu, Henghui)[1] ; Xiong, XQ (Xiong, Xiaoqin)[1] ; Jiang, Y (Jiang, Yan)[1] ; Zou, F (Zou, Feng)[1] ; Hu, XL (Hu, Xianluo)[1] ; Xin, Y (Xin, Ying)[2] ; Zhang, ZL (Zhang, Zhaoliang)[2] ; Huang, YH (Huang, Yunhui)[1]

ENERGY & ENVIRONMENTAL SCIENCE 卷: 6 期: 8 页: 2497-2504

DOI: 10.1039/c3ee41638k

出版年: AUG 2013

作者信息

通讯作者地址: Hu, XL (通讯作者)

Huazhong Univ Sci & Technol, Sch Mat Sci & Engn, Minist Educ, Key Lab Adv Battery Mat & Syst, Wuhan 430074, Hubei, Peoples R China.

地址:

[1] Huazhong Univ Sci & Technol, Sch Mat Sci & Engn, Minist Educ, Key Lab Adv Battery Mat & Syst, Wuhan 430074, Hubei, Peoples R China

[2] **Univ Jinan**, Sch Chem & Chem Engn, Shandong Prov Key Lab Fluorine Chem & Chem Mat, Jinan 250022, Shandong, Peoples R China

电子邮件地址:huxl@mail.hust.edu.cn; huangyh@mail.hust.edu.cn

文献信息

文献类型:Article 语种:English

入藏号: WOS:000321983800023

ISSN: 1754-5692 eISSN: 1754-5706

2.被引频次 248 (济南大学是第 2 作者单位, 化学化工学院)

High-performance bi-functional electrocatalysts of 3D crumpled graphene-cobalt oxide nanohybrids for oxygen reduction and evolution reactions

作者:Mao, S (Mao, Shun)[1] ; Wen, ZH (Wen, Zhenhai)[1] ; Huang, TZ (Huang, Taizhong)[1,2] ; Hou, Y (Hou, Yang)[1] ; Chen, JH (Chen, Junhong)[1]

ENERGY & ENVIRONMENTAL SCIENCE 卷: 7 期: 2 页: 609-616

DOI: 10.1039/c3ee42696c

出版年: FEB 2014

作者信息

通讯作者地址: Mao, S (通讯作者)

Univ Wisconsin, Dept Mech Engr, 3200 N Cramer St, Milwaukee, WI 53211 USA.

地址:

[1] Univ Wisconsin, Dept Mech Engr, Milwaukee, WI 53211 USA

[2] Univ Jinan, Key Lab Chem Sensing & Anal Univ Shandong, Sch Chem & Chem Engr, Jinan 250022, Peoples R China

电子邮件地址:jhchen@uwm.edu

类别 / 分类

文献信息 文献类型:Article 语种:English

入藏号: WOS:000331413700008

ISSN: 1754-5692 eISSN: 1754-5706

3.被引频次 195 次 (济南大学是第 2 作者单位, 材料科学与工程学院)

Generalized Fabrication of Nanoporous Metals (Au, Pd, Pt, Ag, and Cu) through Chemical Dealloying

作者:Zhang, ZH (Zhang, Zhonghua)[1] ; Wang, Y (Wang, Yan)[2] ; Qi, Z (Qi, Zhen)[1] ; Zhang, WH (Zhang, Wenhua)[3] ; Qin, JY (Qin, Jingyu)[1] ; Frenzel, J (Frenzel, Jan)[4]

JOURNAL OF PHYSICAL CHEMISTRY C 卷: 113 期: 29 页: 12629-12636

DOI: 10.1021/jp811445a

出版年: JUL 23 2009

作者信息

通讯作者地址: Zhang, ZH (通讯作者)

Shandong Univ, Key Lab Liquid Solid Struct Evolut & Proc Mat, Sch Mat Sci & Engr, Minist Educ, Jingshi Rd 73, Jinan 250061, Peoples R China.

地址:

[1] Shandong Univ, Key Lab Liquid Solid Struct Evolut & Proc Mat, Sch Mat Sci & Engr, Minist Educ, Jinan 250061, Peoples R China

[2] Univ Jinan, Sch Mat Sci & Engr, Jinan 250022, Peoples R China

[3] Chinese Acad Sci, Dalian Inst Chem Phys, Dalian Natl Lab Clean Energy, Dalian 116023, Peoples R China

[4] Ruhr Univ Bochum, Inst Werkstoffe, D-44780 Bochum, Germany

电子邮件地址:zh_zhang@sdu.edu.cn

文献类型:Article 语种:English

入藏号: WOS:000268139800004

ISSN: 1932-7447

4.被引频次 152 次（济南大学是第 1 作者和通讯作者单位，化学化工学院）

Paper-based chemiluminescence ELISA: Lab-on-paper based on chitosan modified paper device and wax-screen-printing

作者:Wang, SM (Wang, Shoumei)[1,3] ; Ge, L (Ge, Lei)[1,3] ; Song, XR (Song, Xianrang)[2,3] ; Yu, JH (Yu, Jinghua)[1,3] ; Ge, SG (Ge, Shengguang)[1,3] ; Huang, JD (Huang, Jiadong)[1,3] ; Zeng, F (Zeng, Fang)[1,3]

BIOSENSORS & BIOELECTRONICS 卷: 31 期: 1 页: 212-218

DOI: 10.1016/j.bios.2011.10.019 出版年: JAN 15 2012

作者信息

通讯作者地址: Yu, JH (通讯作者)

Univ Jinan, Sch Chem & Chem Engr, Jinan 250022, Peoples R China.

[1] Univ Jinan, Sch Chem & Chem Engr, Jinan 250022, Peoples R China

[2] Shandong Tumor Hosp, Canc Res Ctr, Jinan 250117, Peoples R China

[3] Univ Jinan, Shandong Prov Key Lab Fluorine Chem & Chem Mat, Jinan 250022, Peoples R China

电子邮件地址:ujn.yujh@gmail.com

文献信息

文献类型:Article 语种:English

入藏号: WOS:000300468400033

PubMed ID: 22051546 ISSN: 0956-5663

5.被引频次 94（济南大学是第 1 作者和通讯作者单位，光功能材料与成像研究院）

Development of fluorescent probes based on protection-deprotection of the key functional groups for biological imaging

作者:Tang, YH (Tang, Yonghe)[1] ; Lee, DY (Lee, Dayoung)[2] ; Wang, JL (Wang, Jiaoliang)[3] ; Li, GH (Li, Guanhan)[1] ; Yu, JH (Yu, Jinghua)[1] ; Lin, WY (Lin, Weiyong)[1,3] ; Yoon, JY (Yoon, Juyoung)[2]

CHEMICAL SOCIETY REVIEWS 卷: 44 期: 15 页: 5003-5015

DOI: 10.1039/c5cs00103j

出版年: 2015

作者信息

通讯作者地址: Lin, WY (通讯作者)

Univ Jinan, Sch Biol Sci & Technol, Sch Chem & Chem Engr, Inst Fluorescent Probes Biol Imaging, Jinan 250022, Shandong, Peoples R China.

地址:[1] Univ Jinan, Sch Biol Sci & Technol, Sch Chem & Chem Engr, Inst Fluorescent Probes Biol Imaging, Jinan 250022, Shandong, Peoples R China

[2] Ewha Womans Univ, Dept Chem & Nano Sci, Seoul 120750, South Korea

[3] Hunan Univ, Coll Chem & Chem Engr, State Key Lab Chemobiosensing & Chemometr, Changsha 410082, Hunan, Peoples R China

文献信息

文献类型:Review 语种:English

入藏号: WOS:000358219300002

PubMed ID: 25971860

ISSN: 0306-0012 eISSN: 1460-4744

6.被引频次 49 (济南大学是第 1 作者和通讯作者单位, 光功能材料与成像研究院)

Development of a Two-Photon Fluorescent Probe for Imaging of Endogenous Formaldehyde in Living Tissues

作者:Tang, YH (Tang, Yonghe)[1]; Kong, XQ (Kong, Xiuqi)[1]; Xu, A (Xu, An)[1]; Dong, BL (Dong, Baoli)[1]; Lin, WY (Lin, Weiyong)[1]

ANGEWANDTE CHEMIE-INTERNATIONAL EDITION 卷: 55 期: 10 页: 3356-3359

DOI: 10.1002/anie.201510373

出版年: MAR 1 2016

作者信息

通讯作者地址: Lin, WY (通讯作者)

Univ Jinan, Sch Biol Sci, Sch Chem & Chem Engr, Inst Fluorescent Probes Biol Imaging, Jinan 250022, Shandong, Peoples R China.

地址: [1] Univ Jinan, Sch Biol Sci, Sch Chem & Chem Engr, Inst Fluorescent Probes Biol Imaging, Jinan 250022, Shandong, Peoples R China

电子邮件地址:weiyonglin2013@163.com

文献信息

文献类型:Article 语种:English

入藏号: WOS:000371418200022

ISSN: 1433-7851 eISSN: 1521-3773

7.被引频次 34 (济南大学是第 1 作者和通讯作者单位, 光功能材料与成像研究院)

Single near-infrared fluorescent probe with high- and low-sensitivity sites for sensing different concentration ranges of biological thiols with distinct modes of fluorescence signals

作者:Chen, H (Chen, Hua)[2]; Tang, YH (Tang, Yonghe)[1]; Ren, MG (Ren, Mingguang)[1]; Lin, WY (Lin, Weiyong)[1,2]

CHEMICAL SCIENCE 卷: 7 期: 3 页: 1896-1903

DOI: 10.1039/c5sc03591k

出版年: 2016

作者信息

通讯作者地址: Lin, WY (通讯作者)

Univ Jinan, Sch Biol Sci & Technol, Sch Chem & Chem Engr, Inst Fluorescent Probes Biol Imaging, Jinan 250022, Shandong, Peoples R China.

通讯作者地址: Lin, WY (通讯作者)

Hunan Univ, Coll Chem & Chem Engr, State Key Lab Chemo Biosensing & Chemometr, Changsha 410082, Hunan, Peoples R China.

地址: [1] Univ Jinan, Sch Biol Sci & Technol, Sch Chem & Chem Engr, Inst Fluorescent Probes Biol Imaging, Jinan 250022, Shandong, Peoples R China

[2] Hunan Univ, Coll Chem & Chem Engr, State Key Lab Chemo Biosensing & Chemometr, Changsha 410082, Hunan, Peoples R China

电子邮件地址:Weiyonglin2013@163.com

文献信息

文献类型:Article 语种:English

入藏号: WOS:000371021900031

ISSN: 2041-6520 eISSN: 2041-6539

8.被引频次 32 (济南大学是第 1 作者和通讯作者单位, 光功能材料与成像研究院)

Dual Site-Controlled and Lysosome-Targeted Intramolecular Charge Transfer-Photoinduced Electron Transfer-Fluorescence Resonance Energy Transfer Fluorescent Probe for Monitoring pH Changes in Living Cells

作者:Dong, BL (Dong, Baoli)[1]; Song, XZ (Song, Xuezheng)[1]; Wang, C (Wang, Chao)[1]; Kong, XQ (Kong, Xiuqi)[1]; Tang, YH (Tang, Yonghe)[1]; Lin, WY (Lin, Weiyong)[1]

ANALYTICAL CHEMISTRY 卷: 88 期: 7 页: 4085-4091

DOI: 10.1021/acs.analchem.6b00422

出版年: APR 5 2016

作者信息

通讯作者地址: Lin, WY (通讯作者)

Univ Jinan, Sch Biol Sci, Sch Chem & Chem Engr, Inst Fluorescent Probes Biol Imaging, Jinan 250022, Shandong, Peoples R China.

地址:

[1] Univ Jinan, Sch Biol Sci, Sch Chem & Chem Engr, Inst Fluorescent Probes Biol Imaging, Jinan 250022, Shandong, Peoples R China

电子邮件地址:weiyonglin2013@163.com

研究方向:Chemistry

Web of Science 类别:Chemistry, Analytical

文献信息

文献类型:Article 语种:English

9.被引频次 30 (济南大学是第 2 作者单位, 化学化工学院)

An efficient metal- and solvent-free organocatalytic system for chemical fixation of CO₂ into cyclic carbonates under mild conditions

作者:Wang, L (Wang, Lin)[1]; Zhang, GY (Zhang, Guangyou)[2]; Kodama, K (Kodama, Koichi)[1]; Hirose, T (Hirose, Takuji)[1]

GREEN CHEMISTRY 卷: 18 期: 5 页: 1229-1233

DOI: 10.1039/c5gc02697k

出版年: 2016

作者信息

通讯作者地址: Hirose, T (通讯作者)

Saitama Univ, Grad Sch Sci & Engr, Sakura Ku, 255 Shimo Okubo, Saitama 3388570, Japan.

地址:

[1] Saitama Univ, Grad Sch Sci & Engr, Sakura Ku, 255 Shimo Okubo, Saitama 3388570, Japan

[2] Univ Jinan, Sch Chem & Chem Engr, Jinan 250022, Peoples R China

电子邮件地址:hirose@apc.saitama-u.ac.jp

文献信息

文献类型:Article

语种:English

入藏号:WOS:000371608100008

ISSN: 1463-9262

eISSN: 1463-9270

10.被引频次 8 (济南大学是第 3 作者单位, 材料科学与工程学院)

Highly active TiO₂/g-C₃N₄/G photocatalyst with extended spectral response towards selective reduction of nitrobenzene

作者:Zhang, LQ (Zhang, Liqiang)[1,2] ; He, X (He, Xing)[1] ; Xu, XW (Xu, Xiuwen)[1] ; Liu, C (Liu, Chao)[1] ; Duan, YL (Duan, Yongli)[1] ; Hou, LQ (Hou, Liqiang)[1] ; Zhou, QD (Zhou, Qidong)[1,2] ; Ma, C (Ma, Chi)[1,2] ; Yang, XP (Yang, Xiaopeng)[3] ; Liu, R (Liu, Rui)[4] ; Yang, F (Yang, Fan)[1] ; Cui, LS (Cui, Lishan)[1] ; Xu, CM (Xu, Chunming)[1] ; Li, YF (Li, Yongfeng)[1]

APPLIED CATALYSIS B-ENVIRONMENTAL 卷: 203 页: 1-8

DOI: 10.1016/j.apcatb.2016.10.003

出版年: APR 2017

作者信息

通讯作者地址: Li, YF (通讯作者)

China Univ Petr, Coll Chem Engr, 18 Fuxue Rd, Beijing 102249, Peoples R China.

China University of Petroleum

地址:

[1] China Univ Petr, State Key Lab Heavy Oil Proc, Beijing 102249, Peoples R China

[2] China Univ Petr, Dept Mat Sci & Engr, Beijing 102249, Peoples R China

[3] Univ Jinan, Sch Mat Sci & Engr, Jinan 250022, Peoples R China

[4] Chinese Acad Sci, Res Ctr Ecoenvironm Sci, State Key Lab Environm Chem & Ecotoxicol, Beijing 100085, Peoples R China

电子邮件地址:yfli@cup.edu.cn

文献信息

文献类型:Article

语种:English

入藏号: WOS:000390965000001

ISSN: 0926-3373

eISSN: 1873-3883

11.被引频次 8 (济南大学是第 1 单位, 但是是第 2 作者, 通讯作者单位是光功能材料与成像研究院)

A Unique "Integration" Strategy for the Rational Design of Optically Tunable Near-Infrared Fluorophores

作者:Chen, H (Chen, Hua)[2] ; Dong, BL (Dong, Baoli)[1] ; Tang, YH (Tang, Yonghe)[1] ; Lin, WY (Lin, Weiyong)[1,2]

ACCOUNTS OF CHEMICAL RESEARCH 卷: 50 期: 6 页: 1410-1422

DOI: 10.1021/acs.accounts.7b00087

出版年: JUN 2017

作者信息

通讯作者地址: Lin, WY (通讯作者)

Univ Jinan, Sch Chem & Chem Engr, Sch Mat Sci & Engr, Inst Fluorescent Probes Biol Imaging, Jinan 250022, Shandong, Peoples R China.

通讯作者地址: Lin, WY (通讯作者)

Hunan Univ, Coll Chem & Chem Engr, State Key Lab Chemo Biosensing & Chemometr,

Changsha 410082, Hunan, Peoples R China.

地址:

[1] Univ Jinan, Sch Chem & Chem Engn, Sch Mat Sci & Engr, Inst Fluorescent Probes Biol Imaging, Jinan 250022, Shandong, Peoples R China

[2] Hunan Univ, Coll Chem & Chem Engn, State Key Lab Chemo Biosensing & Chemometr, Changsha 410082, Hunan, Peoples R China

电子邮件地址:weiyinlin2013@163.com

出版商

AMER CHEMICAL SOC, 1155 16TH ST, NW, WASHINGTON, DC 20036 USA

文献信息

文献类型:Review

语种:English

入藏号: WOS:000404085900015

PubMed ID: 28492303

ISSN: 0001-4842

eISSN: 1520-4898

7.2.2 临床医学学科现状分析

临床医学 2018 年 1 月国内高校 ESI 排名如表-9 所示。可以看出排在前 10 位的高校分别是上海交通大学、中山大学、复旦大学、北京大学、浙江大学、首都医科大学、四川大学、南京医科大学、华中科技大学和第二军医大学。在表-9 中,排名第 1 位的上海交通大学至排名第 87 位的西安医学院,其临床医学学科都进入了 ESI 的前 1%行列。我校的临床医学学科按照 ESI 总被引频次在国内高校排名第 42 位,省内高校第 3 位。

表-9 ESI 临床医学国内高校排名

排名	机构名称	Web of Science 论文数	学科规范化的引文影响力	被引频次	论文被引百分比	国际合作论文
1	Shanghai Jiao Tong University	16288	1.16	191255	79.47	3764
2	Sun Yat Sen University	12362	1.15	141391	80.37	2762
3	Fudan University	12136	1.2	137321	79.65	2903
4	Peking University	10601	1.14	124720	79.68	3163

排名	机构名称	Web of Science 论文数	学科规范化的引文影响力	被引频次	论文被引百分比	国际合作论文
5	Zhejiang University	9284	0.92	85806	76.39	1704
6	Capital Medical University	10087	0.88	82939	73.8	2483
7	Sichuan University	9031	0.86	74684	76.79	1653
8	Nanjing Medical University	7374	1.07	70401	77.95	1314
9	Huazhong University of Science & Technology	7684	0.88	66403	78.74	1803
10	Second Military Medical University	5428	1.1	66044	82.37	954
11	Shandong University	7532	0.86	61146	75.45	1408
12	Central South University	6200	1.12	58820	75.97	1337
13	Fourth Military Medical University	4780	1.08	55978	84.02	1030
14	China Medical University	5386	0.87	45533	78.52	1005
15	Nanjing University	3964	1.25	44243	78.78	776
16	Tianjin Medical University	4346	1.07	42576	76.44	1038
17	Southern Medical University - China	5033	1.02	42437	74.07	912
18	Harbin Medical University	4091	1.07	41313	79.83	918
19	Third Military Medical University	3969	1.02	39433	80.27	734
20	Wuhan University	4472	1.05	38651	77.73	877
21	Tongji University	4168	1.1	38139	76.94	941
22	Chongqing Medical University	3579	1.11	33677	77.12	705
23	Suzhou University	3908	0.97	33541	75.18	755
24	Xi'an Jiaotong University	4000	0.91	31757	75.25	859
25	Wenzhou Medical University	3612	0.86	25610	70.87	909
26	Zhengzhou University	3944	0.87	25567	70.69	775
27	Jilin University	3747	0.84	25207	69.47	912
28	Anhui Medical University	2761	0.96	22228	75.37	532
29	Guangzhou Medical University	2710	1.05	21200	74.72	504
30	Guangxi Medical University	2136	0.94	18064	74.91	314
31	Southeast University - China	1821	1.11	17581	78.09	411
32	Fujian Medical University	2318	0.76	14812	72.17	345
33	Hebei Medical University	2069	0.77	13568	71.24	294
34	Tsinghua University	1357	1.03	13477	76.64	413
35	Xiamen University	1585	0.99	13427	76.03	413
36	Dalian Medical University	1673	0.91	13286	72.68	348
37	Jinan University	1637	0.83	12480	72.57	303
38	Qingdao University	2133	0.7	12364	66.53	272
39	Shantou University	1028	1.13	11646	79.67	222
40	Nantong University	1625	0.84	10827	74.83	188

排名	机构名称	Web of Science 论文数	学科规范化的引文影响力	被引频次	论文被引百分比	国际合作论文
41	Nanjing University of Chinese Medicine	1096	1.32	10692	68.89	236
42	University of Jinan	1300	0.87	10618	77.23	149
43	Nanchang University	1456	0.89	9586	65.8	214
44	Lanzhou University	1009	0.9	9159	74.73	216
45	Jiangsu University	1067	0.93	8380	75.16	108
46	Shanghai University of Traditional Chinese Medicine	1200	0.85	7782	71.92	297
47	Nankai University	683	1.1	7764	83.46	200
48	University of Chinese Academy of Sciences, CAS	739	1.56	7449	76.18	223
49	Guangdong Medical University	891	0.97	7080	78.11	157
50	Kunming Medical University	1066	0.83	6590	68.86	253
51	Xinjiang Medical University	1098	0.85	6147	65.12	169
52	Shanxi Medical University	799	0.87	5960	72.97	209
53	University of Science & Technology of China	393	1.32	5957	80.92	168
54	Xuzhou Medical College	1019	0.83	5822	70.85	127
55	China Pharmaceutical University	521	1.15	5369	77.93	142
56	University of South China	545	1.11	5076	80.18	111
57	Beijing University of Chinese Medicine	1004	0.61	4838	69.22	275
58	Ningbo University	516	1.2	4822	71.9	106
59	Guangzhou University of Chinese Medicine	978	0.64	4639	67.69	211
60	East China Normal University	349	1.19	4525	81.66	163
61	Ningxia Medical University	549	0.92	4125	72.5	105
62	Yangzhou University	560	0.9	3827	72.68	97
63	Southwest Medical University	541	0.86	3723	67.28	106
64	Shenzhen University	557	1.07	3612	68.22	151
65	Yanbian University	391	0.9	3488	78.01	258
66	Hubei University of Medicine	562	0.85	3170	67.62	101
67	Hainan Medical University	350	0.95	3150	72.29	55
68	Zhejiang Chinese Medical University	628	0.72	2977	63.85	113
69	Xinxiang Medical University	530	0.82	2904	72.64	63
70	Fujian University of Traditional Chinese Medicine	459	0.69	2812	76.03	68
71	University Town of Shenzhen	217	1.38	2783	83.87	84
72	Inner Mongolia Medical University	459	0.97	2781	69.06	82
73	Beijing Normal University	282	0.79	2741	75.18	111

排名	机构名称	Web of Science 论文数	学科规范化的引文影响力	被引频次	论文被引百分比	国际合作论文
74	Hunan Normal University	334	0.79	2707	78.44	126
75	Binzhou Medical University	605	0.72	2661	64.63	75
76	Harbin Institute of Technology	285	1.05	2628	80.35	120
77	Bengbu Medical College	425	0.84	2612	66.35	52
78	South China University of Technology	308	1.06	2610	69.48	84
79	Shenyang Pharmaceutical University	203	1.35	2600	82.76	50
80	North China University of Science & Technology	374	0.73	2474	70.59	71
81	Hangzhou Normal University	326	0.88	2436	71.78	111
82	Guangdong Pharmaceutical University	300	1.02	2432	74.67	51
83	Jinzhou Medical University	456	0.64	2362	68.64	39
84	Chongqing University	257	0.92	2241	79.38	126
85	North Sichuan Medical University	403	0.7	2200	72.95	56
86	Taishan Medical University	449	0.66	2149	68.15	135
87	Xi'an Medical University	478	0.83	2092	64.85	44

我校临床医学共有 8 篇高被引论文，如图-9 所示：

1	GENOMEWIDE ASSOCIATION STUDY OF LEPROSY By: ZHANG, FR; HUANG, W; CHEN, SM; et al Source: N ENGL J MED 361 (27): 2609-2618 DEC 31 2009 Research Fields: CLINICAL MEDICINE	Times Cited: 330
2	PREVALENCE, AWARENESS, TREATMENT, AND CONTROL OF HYPERTENSION IN RURAL AND URBAN COMMUNITIES IN HIGH-, MIDDLE-, AND LOW-INCOME COUNTRIES By: CHOW, CK; TEO, KK; RANGARAJAN, S; et al Source: JAMA-J AM MED ASSN 310 (9): 959-968 SEP 4 2013 Research Fields: CLINICAL MEDICINE	Times Cited: 246
3	CARDIOVASCULAR RISK AND EVENTS IN 17 LOW-, MIDDLE-, AND HIGH-INCOME COUNTRIES By: YUSUF, S; RANGARAJAN, S; TEO, K; et al Source: N ENGL J MED 371 (9): 818-827 AUG 28 2014 Research Fields: CLINICAL MEDICINE	Times Cited: 133
4	THE ASSOCIATION OF HMGB1 EXPRESSION WITH CLINICOPATHOLOGICAL SIGNIFICANCE AND PROGNOSIS IN HEPATOCELLULAR CARCINOMA: A META-ANALYSIS AND LITERATURE REVIEW By: ZHANG, L; HAN, JJ; WU, HY; et al Source: PLOS ONE 9 (10): - OCT 30 2014 Research Fields: CLINICAL MEDICINE	Times Cited: 75 Research Front

5	PREDICTIVE BIOMARKERS IN PD-1/PD-L1 CHECKPOINT BLOCKADE IMMUNOTHERAPY By: MENG, XJ; HUANG, ZQ; TENG, FF; et.al Source: CANCER TREATMENT REV 41 (10): 868-876 DEC 2015 Research Fields: CLINICAL MEDICINE	Times Cited: 62
6	A FUNCTIONAL LNCRNA HOTAIR GENETIC VARIANT CONTRIBUTES TO GASTRIC CANCER SUSCEPTIBILITY By: PAN, WT; LIU, LS; WEI, JY; et.al Source: MOL CARCINOGEN 55 (1): 90-96 JAN 2016 Research Fields: CLINICAL MEDICINE	Times Cited: 38
7	PD-L1 EXPRESSION IN HUMAN CANCERS AND ITS ASSOCIATION WITH CLINICAL OUTCOMES By: WANG, X; TENG, FF; KONG, L; et.al Source: ONCOTARGETS THER 9: 5023-5039 2016 Research Fields: CLINICAL MEDICINE	Times Cited: 32
8	LONG NONCODING RNA NEAT1 IS AN UNFAVORABLE PROGNOSTIC FACTOR AND REGULATES MIGRATION AND INVASION IN GASTRIC CANCER By: FU, JW; KONG, Y; SUN, X; Source: J CANCER RES CLIN ONCOL 142 (7): 1571-1579 JUL 2016 Research Fields: CLINICAL MEDICINE	Times Cited: 22  Research Front

图-9 济南大学临床医学学科高被引论文

详细记录：

1.被引频次 330（济南大学-医学与生命科学学院是第 1 单位和通讯作者单位）

Genomewide Association Study of Leprosy

作者:Zhang, FR (Zhang, Fu-Ren)[1] ; Huang, W (Huang, Wei); Chen, SM (Chen, Shu-Min); Sun, LD (Sun, Liang-Dan); Liu, H (Liu, Hong); Li, Y (Li, Yi); Cui, Y (Cui, Yong); Yan, XX (Yan, Xiao-Xiao); Yang, HT (Yang, Hai-Tao); Yang, RD (Yang, Rong-De)

NEW ENGLAND JOURNAL OF MEDICINE 卷: 361 期: 27 页: 2609-2618

DOI: 10.1056/NEJMoa0903753

出版年: DEC 31 2009

作者信息

通讯作者地址: Zhang, FR (通讯作者)

Shandong Acad Med Sci, Shandong Prov Inst Dermatol & Venereol, 57 Jiyan Lu, Jinan 250022, Shandong, Peoples R China.

地址:

[1] Shandong Acad Med Sci, Shandong Prov Inst Dermatol & Venereol, Jinan 250022, Shandong, Peoples R China

电子邮件地址:zhangfuren@hotmail.com; ayzxj@vip.sina.com; liuj3@gis.a-star.edu.sg

文献信息

文献类型:Article

语种:English

入藏号: WOS:000273181300008

PubMed ID: 20018961

ISSN: 0028-4793

2.被引频次 246 济南大学-医学与生命科学学院是第 13 单位)

Prevalence, Awareness, Treatment, and Control of Hypertension in Rural and Urban Communities in High-, Middle-, and Low-Income Countries

作者:Chow, CK (Chow, Clara K.)[1,24,25] ; Teo, KK (Teo, Koon K.)[1] ; Rangarajan, S (Rangarajan, Sumathy)[1] ; Islam, S (Islam, Shofiqul)[1] ; Gupta, R (Gupta, Rajeev)[2] ; Avezum, A (Avezum, Alvaro)[3] ; Bahonar, A (Bahonar, Ahmad)[4] ; Chifamba, J (Chifamba, Jephath)[5] ; Dagenais, G (Dagenais, Gilles)[6] ; Diaz, R (Diaz, Rafael)[7]

JAMA-JOURNAL OF THE AMERICAN MEDICAL ASSOCIATION 卷: 310 期: 9 页: 959-968

DOI: 10.1001/jama.2013.184182

出版年: SEP 4 2013

通讯作者地址: Yusuf, S (通讯作者)

Hamilton Gen Hosp, Populat Hlth Res Inst, PURE Project Off, 237 Barton St East, Hamilton, ON L8L 2X2, Canada.

地址:[1] Hamilton Hlth Sci & McMaster Univ, Populat Hlth Res Inst, Hamilton, ON, Canada

[2] Fortis Escorts Hosp, JLN Marg, Jaipur, Rajasthan, India

[3] Dante Pazzanese Inst Cardiol, Sao Paulo, Brazil

[4] Univ Med Sci, Cardiovasc Res Inst, Cardiovas Res Ctr, Esfahan, Iran

[5] Univ Zimbabwe, Coll Hlth Sci, Dept Physiol, Harare, Zimbabwe

[6] Univ Heart & Lung Inst, Quebec City, PQ, Canada

[7] Estudios Clin Latinoamer, Rosario, Argentina

[8] Aga Khan Univ, Karachi, Pakistan

[9] Univ La Frontera, Temuco, Chile

[10] Chinese Acad Med Sci, Natl Ctr Cardiovasc Dis, Cardiovasc Inst, Beijing 100730, Peoples R China

[11] Chinese Acad Med Sci, Fuwai Hosp, Beijing 100730, Peoples R China

[12] Univ Santander UDES, Direcc Invest, Desarrollo Innovac Tecnol Fundac Oftalmol Santand, Fac Med, Santander, Colombia

[13] Shandong Acad Med Sci, Jinan, Shandong, Peoples R China

[14] Univ Kebangsaan Malaysia, Med Ctr, Dept Community Hlth, Bangi 43600, Malaysia

[15] Univ Western Cape, Sch Publ Hlth, Cape Town, South Africa

[16] Univ Gothenburg, Sahlgrenska Acad, Gothenburg, Sweden

[17] Wroclaw Med Univ, Wroclaw, Poland

[18] Turkiye Yuksek Ihtisas Training & Res Hosp, Ankara, Turkey

[19] Univ Ottawa, Dept Med, Ottawa, ON, Canada

[20] Independent Univ, Dhaka, Bangladesh

[21] Dubai Hlth Author, Dubai Heart Ctr, Dubai, U Arab Emirates

[22] London Sch Hyg & Trop Med, European Ctr Hlth Soc Transit, London WC1, England

[23] St Johns Res Inst, Bangalore, Karnataka, India

[24] Univ Sydney, Westmead Hosp, Sydney, NSW 2006, Australia

[25] Univ Sydney, George Inst Global Hlth, Sydney, NSW 2006, Australia

电子邮件地址:pure@phri.ca

文献信息

文献类型:Article 语种:English

入藏号: WOS:000323885700026

PubMed ID: 24002282 ISSN: 0098-7484

3.被引频次 133 (济南大学-医学与生命科学学院是第 9 单位)

Cardiovascular Risk and Events in 17 Low-, Middle-, and High-Income Countries

作者:Yusuf, S (Yusuf, S.)[1,2] ; Rangarajan, S (Rangarajan, S.)[1,2] ; Teo, K (Teo, K.)[1,2] ; Islam, S (Islam, S.)[1,2] ; Li, W (Li, W.)[6,7] ; Liu, L (Liu, L.)[6,7] ; Bo, J (Bo, J.)[6,7] ; Lou, Q (Lou, Q.)[8] ; Lu, F (Lu, F.)[9] ; Liu, T (Liu, T.)[10]

团体作者: PURE Investigators

NEW ENGLAND JOURNAL OF MEDICINE 卷: 371 期: 9 页: 818-827

DOI: 10.1056/NEJMoa1311890

出版年: AUG 28 2014

作者信息

通讯作者地址: Yusuf, S (通讯作者)

Hamilton Gen Hosp, DBCVSRI, Populat Hlth Res Inst, 237 Barton St East, Hamilton, ON L8L 2X2, Canada.

地址:

- [1] McMaster Univ, Populat Hlth Res Inst, Hamilton, ON, Canada
- [2] Hamilton Hlth Sci, Hamilton, ON, Canada
- [3] Simon Fraser Univ, Dept Biomed Physiol & Kinesiol, Burnaby, BC V5A 1S6, Canada
- [4] Univ Ottawa, Dept Med, Ottawa, ON, Canada
- [5] Univ Laval, Heart & Lungs Inst, Quebec City, PQ, Canada
- [6] Chinese Acad Med Sci, Natl Ctr Cardiovasc Dis, Cardiovasc Inst, Beijing 100730, Peoples R China
- [7] Chinese Acad Med Sci, Fuwai Hosp, Beijing 100730, Peoples R China
- [8] Jiangsu Prov Inst Geriatr, Nanjing, Jiangsu, Peoples R China
- [9] Shandong Prov Acad Med Sci, Jinan, Shandong, Peoples R China
- [10] Xian Elect Technol Univ Hosp, Xian, Shanxi Province, Peoples R China
- [11] Shenyang City 242 Hosp, Shenyang, Liaoning Provin, Peoples R China
- [12] Bayannaer Ctr Dis Control & Prevent, Linhe Dist, Jiefangxi, Peoples R China
- [13] St Johns Res Inst, Div Epidemiol & Populat Hlth, Bangalore, Karnataka, India
- [14] Madras Diabet Res Fdn, Madras, Tamil Nadu, India
- [15] Fortis Escorts Hosp, Jaipur, Rajasthan, India
- [16] Postgrad Inst Med Educ & Res, Sch Publ Hlth, Chandigarh 160012, India
- [17] Hlth Act People, Trivandrum, Kerala, India
- [18] Estudios Clin Latinoamer ECLA, Rosario, Santa Fe, Argentina
- [19] Dante Pazzanese Inst Cardiol, Sao Paulo, Brazil
- [20] Univ Santander, Sch Med, Fdn Oftalmol Santander FOSCAL, Floridahanca Santander, Colombia
- [21] Univ La Frontera, Temuco, Chile
- [22] Univ Teknol MARA, Fac Med, Sungai Buloh, Selangor, Malaysia
- [23] UCSI Univ Kuala Lumpur, Kuala Lumpur, Malaysia
- [24] Univ Kebangsaan Malaysia, Med Ctr, Dept Community Hlth, Kuala Lumpur, Malaysia
- [25] Aga Khan Univ, Dept Community Hlth Sci, Karachi, Pakistan
- [26] Aga Khan Univ, Dept Med, Karachi, Pakistan
- [27] Independent Univ, Dhaka, Bangladesh
- [28] Univ Gothenburg, Sahlgrenska Acad, Gothenburg, Sweden

-
- [29] Dubai Hlth Author, Hatta Hosp, Dubai, U Arab Emirates
[30] Isfahan Univ Med Sci, Isfahan Cardiovasc Res Ctr, Esfahan, Iran
[31] North West Univ, Fac Hlth Sci, Potchefstroom, South Africa
[32] Univ Western Cape, Sch Publ Hlth, ZA-7535 Bellville, South Africa
[33] Wroclaw Med Univ, Dept Internal Med, Wroclaw, Poland
[34] Univ Zimbabwe, Coll Hlth Sci, Dept Physiol, Harare, Zimbabwe
[35] Medeniyet Univ, Fac Med, Dept Internal Med Istanbul, Istanbul, Turkey
[36] Univ London London Sch Hyg & Trop Med, London WC1E 7HT, England

电子邮件地址:yusufs@mcmaster.ca

Web of Science 类别:Medicine, General & Internal

文献信息

文献类型:Article 语种:English

入藏号: WOS:000340819800008

PubMed ID: 25162888

ISSN: 0028-4793 eISSN: 1533-4406

4.被引频次 75 (济南大学-医学与生命科学学院是第 1 单位和通讯作者单位)

The Association of HMGB1 Expression with Clinicopathological Significance and Prognosis in Hepatocellular Carcinoma: A Meta-Analysis and Literature Review

作者:Zhang, L (Zhang, Lu)[1] ; Han, JJ (Han, Jianjun)[2] ; Wu, HY (Wu, Huiyong)[2] ; Liang, XH (Liang, Xiaohong)[3] ; Zhang, JX (Zhang, Jianxin)[2] ; Li, J (Li, Jian)[2] ; Xie, L (Xie, Li)[4] ; Xie, YF (Xie, Yinfa)[2] ; Sheng, XG (Sheng, Xiugui)[5] ; Yu, JM (Yu, Jinming)[6]

PLOS ONE 卷:9 期:10

文献号: e110626

DOI: 10.1371/journal.pone.0110626

出版年: OCT 30 2014

作者信息

通讯作者地址: Sheng, XG (通讯作者)

Shandong Canc Hosp & Inst, Dept Gynecol Oncol, Jinan, Shandong, Peoples R China.

地址:

[1] Univ Jinan, Shandong Acad Med Sci, Shandong Canc Hosp & Inst, Sch Med & Life Sci, Dept Gynecol Oncol, Jinan, Shandong, Peoples R China

[2] Shandong Canc Hosp & Inst, Dept Canc Intervent Radiol, Jinan, Shandong, Peoples R China

[3] Shandong Univ, Sch Med, Dept Immunol, Jinan 250100, Shandong, Peoples R China

[4] Shandong Canc Hosp & Inst, Prov Key Lab Radiat Oncol, Jinan, Shandong, Peoples R China

[5] Shandong Canc Hosp & Inst, Dept Gynecol Oncol, Jinan, Shandong, Peoples R China

[6] Shandong Canc Hosp & Inst, Dept Radiat Oncol, Jinan, Shandong, Peoples R China

电子邮件地址:xiuguisheng@yahoo.com; jinmingyu70@yahoo.com

文献信息

文献类型:Review 语种:English

入藏号: WOS:000346765000018

ISSN: 1932-6203

5.被引频次 62 (济南大学-医学与生命科学学院是第 1 单位和通讯作者单位)

Predictive biomarkers in PD-1/PD-L1 checkpoint blockade immunotherapy

作者:Meng, XJ (Meng, Xiangjiao)[1,2] ; Huang, ZQ (Huang, Zhaoqin)[3] ; Teng, FF (Teng, Feifei)[1,2] ; Xing, LG (Xing, Ligang)[1,2] ; Yu, JM (Yu, Jinming)[1,2]

CANCER TREATMENT REVIEWS 卷: 41 期: 10 页: 868-876

DOI: 10.1016/j.ctrv.2015.11.001

出版年: DEC 2015

作者信息

通讯作者地址: Xing, LG (通讯作者)

Shandong Canc Hosp & Inst, Dept Radiat Oncol, Jinan, Shandong, Peoples R China.

地址: [1] Shandong Canc Hosp & Inst, Dept Radiat Oncol, Jinan, Shandong, Peoples R China

[2] Shandong Canc Hosp & Inst, Shandong Key Lab Radiat Oncol, Jinan, Shandong, Peoples R China

[3] Shandong Univ, Prov Hosp, Dept Radiol, Jinan 250100, Shandong, Peoples R China

电子邮件地址:xinglg@medmail.com.cn; sdyujinming@126.com

文献信息

文献类型:Review 语种:English 入藏号: WOS:000366443100009

PubMed ID: 26589760 ISSN: 0305-7372 eISSN: 1532-1967

6.被引频次 38 (济南大学-医学与生命科学学院是通讯作者单位和第 2 作者单位)

A Functional lncRNA HOTAIR Genetic Variant Contributes to Gastric Cancer Susceptibility

作者:Pan, WT (Pan, Wenting)[1] ; Liu, LS (Liu, Lisheng)[2] ; Wei, JY (Wei, Jinyu)[1] ; Ge, YX (Ge, Yunxia)[1] ; Zhang, JF (Zhang, Jingfeng)[1] ; Chen, HW (Chen, Hongwei)[1] ; Zhou, LQ (Zhou, Liqing)[3] ; Yuan, QP (Yuan, Qipeng)[1] ; Zhou, CC (Zhou, Changchun)[2] ; Yang, M (Yang, Ming)[1]

MOLECULAR CARCINOGENESIS 卷: 55 期: 1 页: 90-96

DOI: 10.1002/mc.22261

出版年: JAN 2016

作者信息

通讯作者地址: Zhou, CC (通讯作者)

Shandong Acad Med Sci, Shandong Canc Hosp, Clin Lab, Jinan, Shandong, Peoples R China.

通讯作者地址: Yang, M (通讯作者)

Beijing Univ Chem Technol, Coll Life Sci & Technol, POB 53, Beijing 100029, Peoples R China.

地址:[1] Beijing Univ Chem Technol, Coll Life Sci & Technol, Beijing Lab Biomed Mat, State Key Lab Chem Resource Engr, POB 53, Beijing 100029, Peoples R China

[2] Shandong Acad Med Sci, Shandong Canc Hosp, Clin Lab, Jinan, Shandong, Peoples R China

[3] Huaian 2 Hosp, Dept Radiat Oncol, Huaian, Jiangsu, Peoples R China

文献信息

文献类型:Article 语种:English

入藏号: WOS:000368810100008

PubMed ID: 25640751

ISSN: 0899-1987 eISSN: 1098-2744

7.被引频次 32 (济南大学-医学与生命科学学院是第 1 作者单位和通讯作者单位)

PD-L1 expression in human cancers and its association with clinical outcomes

作者:Wang, X (Wang, Xin)[1,2] ; Teng, FF (Teng, Feifei)[2,3] ; Kong, L (Kong, Li)[2] ; Yu, JM (Yu, Jinming)[2]

ONCOTARGETS AND THERAPY 卷: 9 页: 5023-5039

DOI: 10.2147/OTT.S105862

出版年: 2016

作者信息

通讯作者地址: Yu, JM (通讯作者)

Shandong Canc Hosp & Inst, Dept Radiat Oncol, 440 Jiyang Rd, Jinan 250117, Shandong, Peoples R China.

地址:

[1] Univ Jinan, Shandong Acad Med Sci, Sch Med & Life Sci, Jinan, Peoples R China

[2] Shandong Canc Hosp & Inst, Dept Radiat Oncol, 440 Jiyang Rd, Jinan 250117, Shandong, Peoples R China

[3] Shandong Univ, Sch Med, Jinan, Peoples R China

电子邮件地址:sdyujinming@163.com

文献信息

文献类型:Review 语种:English

入藏号: WOS:000382197100001

PubMed ID: 27574444 ISSN: 1178-6930

8.被引频次 22 (济南大学-医学与生命科学学院是通讯作者单位第 2 作者单位)

Long noncoding RNA NEAT1 is an unfavorable prognostic factor and regulates migration and invasion in gastric cancer

作者:Fu, JW (Fu, Jing-wei)[1] ; Kong, Y (Kong, Ying)[1] ; Sun, X (Sun, Xu)[2]

JOURNAL OF CANCER RESEARCH AND CLINICAL ONCOLOGY

卷: 142 期: 7 页: 1571-1579 DOI: 10.1007/s00432-016-2152-1 出版年: JUL 2016

通讯作者地址: Sun, X (通讯作者)

Shandong Canc Hosp & Inst, Dept Gastrointestinal Surg, 440 Jiyang Rd, Jinan 250117, Shandong, Peoples R China.

地址:

[1] Jining 1 Peoples Hosp, Dept Gastrointestinal Surg, 6 Jiankang Rd, Jining City 272011, Shandong, Peoples R China

[2] Shandong Canc Hosp & Inst, Dept Gastrointestinal Surg, 440 Jiyang Rd, Jinan 250117, Shandong, Peoples R China

电子邮件地址:sunxuzmz@126.com

出版商

SPRINGER, 233 SPRING ST, NEW YORK, NY 10013 USA

文献信息

文献类型:Article 语种:English

入藏号: WOS:000377429400017

PubMed ID: 27095450 ISSN: 0171-5216

eISSN: 1432-1335

7.2.3 材料科学学科现状分析

材料科学 2018 年 1 月国内高校 ESI 排名如表-10 所示。可以看出排在前 10 位的高校分别是中国科学院大学、清华大学、上海交通大学、浙江大学、哈尔滨工业大学、复旦大学、中国科学技术大学、北京大学、吉林大学和华南理工大学。在表-10 中，排名第 1 位的中国科学院大学至排名第 97 位的南京师范大学，其材料科学学科进入了 ESI 的前 1% 行列。我校的材料科学学科按照 ESI 总被引频次在国内高校排名第 68 位，省内高校第 3 位。

表-10 ESI 材料科学国内高校排名



排名	机构名称	Web of Science 论文数	学科规范化的引文影响力	被引频次	论文被引百分比	国际合作论文
1	University of Chinese Academy of Sciences, CAS	8212	1.67	149904	83.69	974
2	Tsinghua University	8626	1.45	143302	81.08	1863
3	Shanghai Jiao Tong University	6781	1.28	99089	84.35	1654
4	Zhejiang University	5787	1.41	92562	83.81	1332
5	Harbin Institute of Technology	8940	0.9	89960	80.26	1688
6	Fudan University	3315	2.31	89333	88.69	844
7	University of Science & Technology of China	4091	1.75	73510	84.43	790
8	Peking University	3642	1.9	72634	85.61	888
9	Jilin University	4913	1.3	69539	84.41	823
10	South China University of Technology	5169	1.34	64316	80.38	1027
11	Central South University	7793	0.8	64268	78.79	1195
12	University of Science & Technology Beijing	7857	0.74	60364	74.81	1453
13	Tianjin University	4694	1.2	55228	80.72	882
14	Huazhong University of Science & Technology	4277	1.35	55066	80.97	827
15	Suzhou University	3051	2.05	54734	83.58	848
16	Xi'an Jiaotong University	5090	1.14	53021	79.69	1241
17	Sichuan University	4525	1.13	51579	80.35	685

排名	机构名称	Web of Science 论文数	学科规范化的引文影响力	被引频次	论文被引百分比	国际合作论文
18	Dalian University of Technology	4532	1	49806	81.07	990
19	Nanjing University	3091	1.57	49130	84.73	589
20	Northwestern Polytechnical University	6230	0.84	47134	77.8	845
21	Shandong University	3840	1.14	46603	82.37	680
22	Wuhan University	2580	1.6	42657	82.83	525
23	Beihang University	4045	1.07	40924	78.47	748
24	Wuhan University of Technology	3645	1.19	39346	74.76	971
25	Nankai University	1630	2.19	38886	86.63	293
26	Sun Yat Sen University	2016	1.88	37522	85.86	421
27	Beijing University of Chemical Technology	2308	1.56	37407	84.71	441
28	Southeast University - China	3013	1.11	33531	78.69	669
29	East China University of Science & Technology	2130	1.36	33346	84.65	481
30	Tongji University	2946	1.15	33028	80.69	725
31	Chongqing University	3873	0.96	32183	75.19	746
32	Xiamen University	1965	1.59	32131	82.54	596
33	Shanghai University	3093	0.96	30545	77.66	715
34	Beijing Institute of Technology	2370	1.39	30200	78.27	502
35	Donghua University	2690	1.11	29608	78.48	686
36	Lanzhou University	1826	1.34	28982	86.58	257
37	Northeastern University - China	4622	0.59	28665	72.76	1060
38	Nanjing University of Aeronautics & Astronautics	2373	1.18	27872	80.15	396
39	Nanjing Tech University	2435	1.22	26040	77.99	586
40	Hunan University	2347	1.18	25925	79.04	433
41	Harbin Engineering University	1349	1.53	24185	79.99	147
42	Nanjing Institute of Technology	2012	1.39	21370	77.09	459
43	Nanjing University of Science & Technology	1825	1.48	20697	78.63	437
44	Fuzhou University	1077	1.72	20091	80.13	176
45	Jiangsu University	1909	1.01	17550	75.64	249
46	University of Electronic Science & Technology of China	2066	1.08	15393	77.64	542
47	East China Normal University	972	1.48	15017	83.95	199
48	China University of Petroleum	1426	1.15	15014	75.67	306
49	Beijing University of Technology	1820	0.76	14719	74.01	341

排名	机构名称	Web of Science 论文数	学科规范化的引文影响力	被引频次	论文被引百分比	国际合作论文
50	Hefei University of Technology	1311	1.12	14431	79.41	229
51	University Town of Shenzhen	1095	1.48	12910	79.27	259
52	Xiangtan University	1217	1.03	12735	82.5	221
53	Southwest Jiaotong University	1429	0.91	12733	76.49	367
54	Northeast Normal University - China	668	1.75	12509	89.22	67
55	Central China Normal University	384	2.23	12450	88.54	66
56	Zhengzhou University	1306	1.17	12380	76.95	249
57	Yanshan University	1807	0.78	12185	76.98	291
58	China University of Geosciences	1413	0.99	11607	76.22	261
59	Taiyuan University of Technology	1894	0.82	11409	71.65	294
60	Nanjing University of Posts & Telecommunications	531	2.26	11020	78.72	121
61	Shaanxi Normal University	954	1.25	10341	82.81	125
62	Zhejiang Sci-Tech University	920	1.04	9410	76.41	196
63	Anhui University of Technology	809	1.08	9158	76.39	103
64	Beijing Jiaotong University	881	0.98	8975	76.16	195
65	Anhui University	817	1.2	8910	82.25	87
66	Zhejiang Normal University	549	1.6	8722	90.16	82
67	Beijing Normal University	576	1.57	8591	84.72	88
68	University of Jinan	1151	0.98	8439	76.19	154
69	Hubei University	785	1.16	8402	78.73	221
70	Southwest University - China	792	1.26	8338	79.55	126
71	Jinan University	771	1.45	8298	80.03	120
72	Zhejiang University of Technology	938	0.96	8259	72.07	182
73	Fourth Military Medical University	436	1.39	8250	86.47	93
74	South China Normal University	638	1.25	8075	82.29	98
75	Qingdao University of Science & Technology	738	1.03	8020	80.89	106
76	National University of Defence Technology - China	1055	0.75	8001	74.12	109
77	Kunming University of Science & Technology	1524	0.59	7977	69.16	201
78	Ocean University of China	613	1.16	7863	83.69	73
79	Changzhou University	881	0.95	7501	74.01	159
80	Henan University	759	1.05	7429	85.64	88
81	China University of Mining & Technology	1205	0.73	7418	70.79	226
82	Shenzhen University	1171	1.02	7372	71.22	286

排名	机构名称	Web of Science 论文数	学科规范化的引文影响力	被引频次	论文被引百分比	国际合作论文
83	Heilongjiang University	476	1.48	7308	83.61	45
84	Shanghai Normal University	449	1.43	7139	87.97	66
85	Wuhan University of Science & Technology	1158	0.68	6914	68.22	183
86	Hebei University of Technology	881	0.85	6719	73.1	132
87	Guangxi University	1022	0.74	6709	77.98	143
88	Shaanxi University of Science & Technology	1135	0.7	6489	72.78	71
89	Jiangnan University	1078	0.68	6453	68.27	171
90	Nanchang University	825	0.92	6424	75.15	97
91	Ningbo University	765	0.89	6209	77.25	125
92	Huaqiao University	461	1.15	6054	76.36	66
93	Lanzhou University of Technology	852	0.75	6016	68.08	72
94	Northwest University Xi'an	522	1.34	5922	81.61	99
95	Tianjin Polytechnic University	941	0.75	5909	73.96	157
96	Yangzhou University	584	1.25	5860	76.88	94
97	Nanjing Normal University	426	1.53	5820	84.04	42

我校材料科学共有 9 篇高被引论文，如图-10 所示：

1	THREE-DIMENSIONAL PAPER-BASED ELECTROCHEMILUMINESCENCE IMMUNODEVICE FOR MULTIPLEXED MEASUREMENT OF BIOMARKERS AND POINT-OF-CARE TESTING By: GE, L; YAN, JX; SONG, XR; et.al Source: BIOMATERIALS 33 (4): 1024-1031 FEB 2012 Research Fields: MATERIALS SCIENCE	Times Cited: 191  Research Front
2	INSIGHT INTO THE ELECTRODE MECHANISM IN LITHIUM-SULFUR BATTERIES WITH ORDERED MICROPOROUS CARBON CONFINED SULFUR AS THE CATHODE By: LI, Z; YUAN, LX; YI, ZQ; et.al Source: ADV ENERGY MATER 4 (7): - MAY 2014 Research Fields: MATERIALS SCIENCE	Times Cited: 115
3	NANOSTRUCTURED MATERIALS FOR ROOM-TEMPERATURE GAS SENSORS By: ZHANG, J; LIU, XH; NERI, G; et.al Source: ADVAN MATER 28 (5): 795-831 FEB 3 2016 Research Fields: MATERIALS SCIENCE	Times Cited: 103  ESI Hot
4	FORMATION OF Fe₃O₄@MnO₂ BALL-IN-BALL HOLLOW SPHERES AS A HIGH PERFORMANCE CATALYST WITH ENHANCED CATALYTIC PERFORMANCES By: ZHANG, SW; FAN, QH; GAO, HH; et.al Source: J MATER CHEM A 4 (4): 1414-1422 2016 Research Fields: MATERIALS SCIENCE	Times Cited: 41




5	HYDROTHERMAL SYNTHESIS OF N-DOPED TiO₂ NANOWIRES AND N-DOPED GRAPHENE HETEROSTRUCTURES WITH ENHANCED PHOTOCATALYTIC PROPERTIES	Times Cited: 31
	By: LIU, C; ZHANG, LQ; LIU, R; et.al Source: J ALLOYS COMPOUNDS 656: 24-32 JAN 25 2016 Research Fields: MATERIALS SCIENCE	
6	NEW FAMILY OF ROOM TEMPERATURE QUANTUM SPIN HALL INSULATORS IN TWO-DIMENSIONAL GERMANENE FILMS	Times Cited: 30  Research Front
	By: ZHANG, RW; JI, WX; ZHANG, CW; et.al Source: J MATER CHEM C 4 (10): 2088-2094 2016 Research Fields: MATERIALS SCIENCE	
7	IN-SITU SYNTHESIZED POLYPYRROLE-CELLULOSE CONDUCTIVE NETWORKS FOR POTENTIAL TUNABLE FOLDABLE POWER PAPER	Times Cited: 17
	By: ZHANG, Y; LI, L; ZHANG, LN; et.al Source: NANO ENERGY 31: 174-182 JAN 2017 Research Fields: MATERIALS SCIENCE	
8	FROM UNSTABLE CS₂NI₃ TO AIR-STABLE CS₂NI₆: A LEAD-FREE PEROVSKITE SOLAR CELL LIGHT ABSORBER WITH BANDGAP OF 1.48 eV AND HIGH ABSORPTION COEFFICIENT	Times Cited: 17  Research Front
	By: QIU, XF; CAO, BQ; YUAN, S; et.al Source: SOLAR ENERG MATER SOLAR CELLS 159: 227-234 JAN 2017 Research Fields: MATERIALS SCIENCE	
9	COBALT-BORATE NANOWIRE ARRAY AS A HIGH-PERFORMANCE CATALYST FOR OXYGEN EVOLUTION REACTION IN NEAR-NEUTRAL MEDIA	Times Cited: 7  Research Front
	By: REN, X; GE, RX; ZHANG, Y; et.al Source: J MATER CHEM A 5 (16): 7291-7294 APR 28 2017 Research Fields: MATERIALS SCIENCE	

图-10 济南大学材料科学高被引论文

详细记录：

1.被引频次 191（济南大学是第 1 作者和通讯作者单位，化学化工学院）

Three-dimensional paper-based electrochemiluminescence immunodevice for multiplexed measurement of biomarkers and point-of-care testing

作者:Ge, L (Ge, Lei)[1] ; Yan, JX (Yan, Jixian)[1] ; Song, XR (Song, Xianrang)[2] ; Yan, M (Yan, Mei)[1] ; Ge, SG (Ge, Shengguang)[3] ; Yu, JH (Yu, Jinghua)[1]

BIOMATERIALS 卷: 33 期: 4 页: 1024-1031

DOI: 10.1016/j.biomaterials.2011.10.065 出版年: FEB 2012

作者信息

通讯作者地址: Yu, JH (通讯作者)

Univ Jinan, Sch Chem & Chem Engrn, Jinan 250022, Peoples R China.

地址:[1] Univ Jinan, Sch Chem & Chem Engrn, Jinan 250022, Peoples R China

[2] Shandong Tumor Hosp, Canc Res Ctr, Jinan 250117, Peoples R China

[3] Univ Jinan, Shandong Prov Key Lab Fluorine Chem & Chem Mat, Jinan 250022, Peoples R China

电子邮件地址:ujn.yujh@gmail.com

文献信息

文献类型:Article 语种:English

入藏号: WOS:000298273400004

PubMed ID: 22074665 ISSN: 0142-9612

2. 被引频次 115 (济南大学是第 2 作者单位, 化学化工学院)

Insight into the Electrode Mechanism in Lithium-Sulfur Batteries with Ordered Microporous Carbon Confined Sulfur as the Cathode

作者: Li, Z (Li, Zhen)[1]; Yuan, LX (Yuan, Lixia)[1]; Yi, ZQ (Yi, Ziqi)[1]; Sun, YM (Sun, Yongming)[1]; Liu, Y (Liu, Yang)[1]; Jiang, Y (Jiang, Yan)[1]; Shen, Y (Shen, Yue)[1]; Xin, Y (Xin, Ying)[2]; Zhang, ZL (Zhang, Zhaoliang)[2]; Huang, YH (Huang, Yunhui)[1]

ADVANCED ENERGY MATERIALS 卷: 4 期: 7

文献号: 1301473

DOI: 10.1002/aenm.201301473

出版年: MAY 2014

作者信息

通讯作者地址: Yuan, LX (通讯作者)

Huazhong Univ Sci & Technol, Key Lab Adv Battery Mat & Syst MOE, Sch Mat Sci & Engr, Wuhan 430074, Hubei, Peoples R China.

地址:

[1] Huazhong Univ Sci & Technol, Key Lab Adv Battery Mat & Syst MOE, Sch Mat Sci & Engr, Wuhan 430074, Hubei, Peoples R China

[2] Univ Jinan, Shandong Prov Key Lab Fluorine Chem & Chem Mat, Sch Chem & Chem Engr, Jinan 250022, Shandong, Peoples R China

电子邮件地址: yuanlixia@mail.hust.edu.cn; huangyh@mail.hust.edu.cn

文献信息

文献类型: Article

语种: English

入藏号: WOS:000336503800014

ISSN: 1614-6832

eISSN: 1614-6840

3. 被引频次 103 (济南大学是第 2 作者单位, 材料科学与工程学院)

Nanostructured Materials for Room-Temperature Gas Sensors

作者: Zhang, J (Zhang, Jun)[1,2]; Liu, XH (Liu, Xianghong)[1,3]; Neri, G (Neri, Giovanni)[4]; Pinna, N (Pinna, Nicola)[5]

ADVANCED MATERIALS 卷: 28 期: 5 页: 795-831

DOI: 10.1002/adma.201503825

出版年: FEB 3 2016

作者信息

通讯作者地址: Zhang, J (通讯作者)

Qingdao Univ, Coll Phys, Qingdao 266071, Peoples R China.

通讯作者地址: Pinna, N (通讯作者)

Humboldt Univ, Inst Chem, Brook Taylor Str 2, D-12489 Berlin, Germany.

地址:

[1] Qingdao Univ, Coll Phys, Qingdao 266071, Peoples R China

[2] Univ Jinan, Sch Mat Sci & Engr, Jinan 250022, Peoples R China

[3] IFW Dresden, Inst Integrat Nanosci, Helmholtzstr 20, D-01069 Dresden, Germany

[4] Univ Messina, Dept Elect Engr Chem & Ind Engr, I-98166 Messina, Italy

[5] Humboldt Univ, Inst Chem, Brook Taylor Str 2, D-12489 Berlin, Germany

电子邮件地址:zj1025@gmail.com; nicola.pinna@hu-berlin.de

文献信息

文献类型:Review

语种:English

入藏号: WOS:000369978800001

PubMed ID: 26662346

ISSN: 0935-9648

eISSN: 1521-4095

4.被引频次 41 (济南大学是第 1 作者和通讯作者单位, 物理科学与技术学院)

Formation of Fe₃O₄@MnO₂ ball-in-ball hollow spheres as a high performance catalyst with enhanced catalytic performances

作者:Zhang, SW (Zhang, Shouwei)[1] ; Fan, QH (Fan, Qiaohui)[2] ; Gao, HH (Gao, Huihui)[1] ; Huang, YS (Huang, Yongshun)[3] ; Liu, X (Liu, Xia)[3] ; Li, JX (Li, Jiaying)[3,4] ; Xu, XJ (Xu, Xijin)[1] ; Wang, XK (Wang, Xiangke)[4]

JOURNAL OF MATERIALS CHEMISTRY A 卷: 4 期: 4 页: 1414-1422

DOI: 10.1039/c5ta08400h

出版年: 2016

作者信息

通讯作者地址: Xu, XJ (通讯作者)

Univ Jinan, Sch Phys & Technol, Jinan 250022, Shandong, Peoples R China.

通讯作者地址: Wang, XK (通讯作者)

King Abdulaziz Univ, Fac Sci, NAAM Res Grp, Jeddah 21589, Saudi Arabia.

地址:

[1] Univ Jinan, Sch Phys & Technol, Jinan 250022, Shandong, Peoples R China

[2] Chinese Acad Sci, Inst Geol & Geophys, Gansu Prov Key Lab Petr Resources Res, Key Lab Petr Resources, Lanzhou 730000, Peoples R China

[3] Chinese Acad Sci, Inst Plasma Phys, Key Lab Novel Thin Film Solar Cells, POB 1126, Hefei 230031, Peoples R China

[4] King Abdulaziz Univ, Fac Sci, NAAM Res Grp, Jeddah 21589, Saudi Arabia

电子邮件地址:spsxuj@ujn.edu.cn; xkwang@ipp.ac.cn

文献信息

文献类型:Article

语种:English

入藏号: WOS:000368837800032

ISSN: 2050-7488

eISSN: 2050-7496

5.被引频次 31 (济南大学是第 3 作者单位, 材料科学与工程学院)

Hydrothermal synthesis of N-doped TiO₂ nanowires and N-doped graphene heterostructures with enhanced photocatalytic properties

作者:Liu, C (Liu, Chao)[1] ; Zhang, LQ (Zhang, Liqiang)[1] ; Liu, R (Liu, Rui)[2] ; Gao, ZF (Gao, Zhenfei)[1] ; Yang, XP (Yang, Xiaopeng)[3] ; Tu, ZQ (Tu, Zhiqiang)[1] ; Yang,

F (Yang, Fan)[1] ; Ye, ZZ (Ye, Zhizhen)[4] ; Cui, LS (Cui, Lishan)[1] ; Xu, CM (Xu, Chunming)[1]

JOURNAL OF ALLOYS AND COMPOUNDS 卷: 656 页: 24-32

DOI: 10.1016/j.jallcom.2015.09.211

出版年: JAN 25 2016

作者信息

通讯作者地址: Li, YF (通讯作者)

China Univ Petr, Coll Chem Engn, 18 Fuxue Rd, Beijing 102249, Peoples R China.

地址:

[1] China Univ Petr, State Key Lab Heavy Oil Proc, Beijing 102249, Peoples R China

[2] Chinese Acad Sci, Res Ctr Ecoenvironm Sci, State Key Lab Environm Chem & Ecotoxicol, Beijing 100085, Peoples R China

[3] Univ Jinan, Sch Mat Sci & Engn, Jinan 250022, Peoples R China

[4] Zhejiang Univ, Dept Mat Sci & Engn, State Key Lab Silicon Mat, Hangzhou 310027, Zhejiang, Peoples R China

电子邮件地址:yfli@cup.edu.cn

文献信息

文献类型:Article

语种:English

入藏号: WOS:000365051000004

ISSN: 0925-8388

eISSN: 1873-4669

6.被引频次 30 (济南大学是第 1 作者和通讯作者单位, 物理科学与技术学院)

New family of room temperature quantum spin Hall insulators in two-dimensional germanene films

作者:Zhang, RW (Zhang, Run-wu)[1] ; Ji, WX (Ji, Wei-xiao)[1] ; Zhang, CW (Zhang, Chang-wen)[1] ; Li, SS (Li, Sheng-shi)[1,2] ; Li, P (Li, Ping)[1] ; Wang, PJ (Wang, Pei-ji)[1]

JOURNAL OF MATERIALS CHEMISTRY C 卷: 4 期: 10 页: 2088-2094

DOI: 10.1039/c6tc00160b

出版年: 2016

作者信息

通讯作者地址: Zhang, CW (通讯作者)

Univ Jinan, Sch Phys & Technol, Jinan 250022, Shandong, Peoples R China.

地址:

[1] Univ Jinan, Sch Phys & Technol, Jinan 250022, Shandong, Peoples R China

[2] Shandong Univ, Sch Phys, State Key Lab Crystal Mat, Jinan 250100, Shandong, Peoples R China

电子邮件地址:zhchwsd@163.com

文献信息

文献类型:Article 语种:English

入藏号: WOS:000371671400020

ISSN: 2050-7526

eISSN: 2050-7534

7 被引频次 17 (济南大学是第 1 作者和通讯作者单位, 化学化工学院)

In-situ synthesized polypyrrole-cellulose conductive networks for potential tunable foldable power paper

作者:Zhang, Y (Zhang, Yan)[1]; Li, L (Li, Li)[1]; Zhang, LN (Zhang, Lina)[2]; Ge, SG (Ge, Shenguang)[1,2]; Yan, M (Yan, Mei)[1]; Yu, JH (Yu, Jinghua)[1]

NANO ENERGY 卷: 31 页: 174-182 DOI: 10.1016/j.nanoen.2016.11.029

出版年: JAN 2017

作者信息

通讯作者地址: Yu, JH (通讯作者)

Univ Jinan, Sch Chem & Chem Engr, Jinan 250022, Peoples R China.

地址:

[1] Univ Jinan, Sch Chem & Chem Engr, Jinan 250022, Peoples R China

[2] Univ Jinan, Shandong Prov Key Lab Preparat & Measurement Bldg, Jinan 250022, Peoples R China

电子邮件地址:ujn.yujh@gmail.com

文献类型:Article

语种:English

入藏号: WOS:000393446500019

ISSN: 2211-2855

eISSN: 2211-3282

8.被引频次 17 (济南大学是第 1 作者和通讯作者单位, 材料科学与工程学院)

From unstable CsSnI₃ to air-stable Cs₂SnI₆: A lead-free perovskite solar cell light absorber with bandgap of 1.48 eV and high absorption coefficient

作者:Qiu, XF (Qiu, Xiaofeng)[1]; Cao, BQ (Cao, Bingqiang)[1]; Yuan, S (Yuan, Shuai)[1]; Chen, XF (Chen, Xiangfeng)[1]; Qiu, ZW (Qiu, Zhiwen)[1]; Jiang, YA (Jiang, Yanan)[1]; Ye, Q (Ye, Qian)[2]; Wang, HQ (Wang, Hongqiang)[2]; Zeng, HB (Zeng, Haibo)[3]; Liu, J (Liu, Jian)[4]

SOLAR ENERGY MATERIALS AND SOLAR CELLS 卷: 159 页: 227-234

DOI: 10.1016/j.solmat.2016.09.022

出版年: JAN 2017

作者信息

通讯作者地址: Cao, BQ (通讯作者)

Univ Jinan, Sch Mat Sci & Engr, Mat Res Ctr Energy & Photoelectrochem Convers, Jinan 250022, Peoples R China.

通讯作者地址: Wang, HQ (通讯作者)

Northwestern Polytech Univ, Sch Mat Sci & Engr, Ctr Nano Energy Mat, Xian 710072, Peoples R China.

通讯作者地址: Kanatzidis, MG (通讯作者)

Northwestern Univ, Dept Chem, Evanston, IL 60208 USA.

地址:

[1] Univ Jinan, Sch Mat Sci & Engr, Mat Res Ctr Energy & Photoelectrochem Convers, Jinan 250022, Peoples R China

[2] Northwestern Polytech Univ, Sch Mat Sci & Engr, Ctr Nano Energy Mat, Xian 710072,

Peoples R China

[3] Nanjing Univ Sci & Technol, Sch Mat Sci & Engr, Inst Optoelect & Nanomat, Nanjing 210094, Jiangsu, Peoples R China

[4] Northwestern Univ, Dept Chem, Evanston, IL 60208 USA

电子邮件地址 :mse_caobq@ujn.edu.cn; hongqiang.wang@nwpu.edu.cn;
m-kanatzidis@northwestern.edu

文献类型:Article

语种:English

入藏号: WOS:000388053600027

ISSN: 0927-0248

eISSN: 1879-3398

9.被引频次 7 (济南大学是第 1 作者和通讯作者单位, 化学化工学院)

Cobalt-borate nanowire array as a high-performance catalyst for oxygen evolution reaction in near-neutral media

作者:Ren, X (Ren, Xiang)[1] ; Ge, RX (Ge, Ruixiang)[2] ; Zhang, Y (Zhang, Yong)[1] ; Liu, DN (Liu, Danni)[3] ; Wu, D (Wu, Dan)[1] ; Sun, X (Sun, Xu)[1] ; Du, B (Du, Bin)[1] ; Wei, Q (Wei, Qin)[1]

JOURNAL OF MATERIALS CHEMISTRY A 卷: 5 期: 16 页: 7291-7294

DOI: 10.1039/c7ta01027c

出版年: APR 28 2017

作者信息

通讯作者地址: Wei, Q (通讯作者)

Univ Jinan, Sch Chem & Chem Engr, Key Lab Chem Sensing & Anal Univ Shandong, Jinan 250022, Peoples R China.

地址:

[1] Univ Jinan, Sch Chem & Chem Engr, Key Lab Chem Sensing & Anal Univ Shandong, Jinan 250022, Peoples R China

[2] Chinese Acad Sci, Ningbo Inst Mat Technol & Engr, Ningbo 315201, Zhejiang, Peoples R China

[3] Southwest Jiaotong Univ, Sch Life Sci & Engr, Dept Chem & Chem Engr, Chengdu 610031, Peoples R China

电子邮件地址:sdjndxwq@163.com

文献信息

文献类型:Article

语种:English

入藏号: WOS:000399390300005

ISSN: 2050-7488

eISSN: 2050-7496

7.2.4 工程学学科现状分析

工程学 2018 年 1 月国内高校 ESI 排名如表-11 所示。可以看出排在前 10 位的高校分别是清华大学、哈尔滨工业大学、上海交通大学、浙江大学、西安交通大学、华中科技大学、东南大学、大连理工大学、天津大学和北京航空航天大学。在表-11 中，排名第 1 位的清华大学至排名第 121 位的浙江农林大学，其工程学学科进入了 ESI 的前 1% 行列。我校的工程学学科按照 ESI 总被引频次在国内高校排名第 101 位，省内高校第 6 位。

表-11 ESI 工程学国内高校排名

排名	机构名称	Web of Science 论文数	学科规范化的引文影响力	被引频次	论文被引百分比	国际合作论文
1	Tsinghua University	14530	1.3	143429	78.24	4240
2	Harbin Institute of Technology	9792	1.43	102148	74.4	2557
3	Shanghai Jiao Tong University	11475	1.06	101572	76.73	2795
4	Zhejiang University	9775	1.16	90685	76.98	2798
5	Xi'an Jiaotong University	8904	1.23	75497	74.07	1792
6	Huazhong University of Science & Technology	7262	1.44	71857	77.03	1682
7	Southeast University - China	7228	1.27	67296	72.12	2047
8	Dalian University of Technology	6478	1.07	51209	75.58	1588
9	Tianjin University	6006	1.19	47945	72.71	1575
10	Beihang University	7552	1	47016	70.42	1576
11	University of Science & Technology of China	4207	1.44	44008	75.59	1121
12	South China University of Technology	4155	1.48	42521	76.05	968
13	Tongji University	5743	1.12	42520	73.06	1930
14	Peking University	3536	1.43	41945	79.72	1094
15	University of Electronic Science & Technology of China	5896	1.03	40465	70.03	1636
16	University of Chinese Academy of Sciences, CAS	4172	1.29	38108	72.12	620
17	Xidian University	4840	0.94	36403	70.85	823

排名	机构名称	Web of Science 论文数	学科规范化的引文影响力	被引频次	论文被引百分比	国际合作论文
18	Nanjing University of Aeronautics & Astronautics	4572	1.01	34670	69.05	956
19	Beijing Institute of Technology	4452	1.17	33647	69.43	1077
20	Chongqing University	4575	1.11	31685	69.97	1382
21	Northeastern University - China	3247	1.27	29246	71.14	735
22	Hunan University	3289	1.29	28716	74.7	1017
23	Shandong University	3298	1.22	28372	73.59	751
24	Nanjing Institute of Technology	3591	1.11	28152	70.34	740
25	Nanjing University of Science & Technology	3393	1.12	27209	70.94	713
26	North China Electric Power University	3173	1.29	25891	72.61	907
27	Central South University	2635	1.54	24522	72.26	749
28	Beijing Jiaotong University	3522	1.01	23178	69.19	1203
29	Wuhan University	2831	1.25	22749	70.89	823
30	Nanjing University	1877	1.41	22335	78.26	539
31	Northwestern Polytechnical University	4011	1.08	22181	66.17	1086
32	Sun Yat Sen University	2125	1.32	19870	76.19	523
33	Shanghai University	2494	1.07	19846	71.85	610
34	China University of Petroleum	3392	1.13	19284	68.37	800
35	National University of Defence Technology - China	3509	0.74	18750	66.6	647
36	East China University of Science & Technology	1903	1.3	17408	75.09	388
37	Fudan University	1807	1.06	17127	76.2	669
38	Sichuan University	2398	0.95	16438	70.18	532
39	University of Science & Technology Beijing	2007	1.44	15329	71.95	570
40	China University of Mining & Technology	2734	1.2	15199	65.4	634
41	Jiangnan University	1189	1.84	15075	76.28	348
42	Xiamen University	1645	1.27	13901	73.19	577
43	Jilin University	2380	0.79	13899	65	404
44	Southwest Jiaotong University	2341	1.09	13846	66.68	706
45	Hohai University	2494	0.83	13612	65.84	797
46	Donghua University	960	1.48	12915	76.56	311
47	Beijing University of Technology	2051	0.93	12875	68.26	455




排名	机构名称	Web of Science 论文数	学科规范化的引文影响力	被引频次	论文被引百分比	国际合作论文
48	Hefei University of Technology	1674	1.32	12223	69.83	618
49	University Town of Shenzhen	1574	1.15	12030	74.65	436
50	Jiangsu University	1718	1.26	12005	68.8	297
51	Wuhan University of Technology	1756	1.06	11896	64.58	584
52	Beijing University of Posts & Telecommunications	2064	0.79	11141	63.91	540
53	China University of Geosciences	1514	1.38	11112	70.67	524
54	Nankai University	1042	1.46	10742	77.26	230
55	Harbin Engineering University	2241	1.07	10618	62.03	600
56	Beijing University of Chemical Technology	954	1.59	10206	75.79	183
57	Beijing Normal University	980	1.57	10069	80.41	352
58	Lanzhou University	949	1.27	9827	77.98	168
59	Zhejiang University of Technology	1205	1.22	9604	70.54	329
60	Guangdong University of Technology	1128	1.81	9113	70.04	350
61	Nanjing Tech University	974	1.2	8302	74.74	255
62	Qingdao University	430	1.91	7893	70.23	121
63	Liaoning University of Technology	270	5.54	7837	78.89	19
64	Yanshan University	1393	0.9	7830	69.99	251
65	Fuzhou University	771	1.3	7794	69.39	257
66	Hangzhou Dianzi University	986	1.04	7725	63.79	267
67	Dalian Maritime University	794	1.46	7536	68.01	168
68	Suzhou University	1035	1.28	7132	70.34	283
69	Zhengzhou University	797	1.03	6584	68.88	214
70	China Agricultural University	782	0.96	6555	76.47	226
71	Nanjing Normal University	646	1.43	6440	71.98	169
72	Shenzhen University	1051	1.3	6224	70.41	304
73	East China Normal University	730	1.05	6198	73.56	196
74	Qufu Normal University	436	1.75	5973	74.77	79
75	Yangzhou University	461	1.62	5817	68.76	161
76	Bohai University	369	4.52	5810	71.54	117
77	Taiyuan University of Technology	955	0.98	5700	65.97	242
78	PLA University of Science & Technology	1139	0.73	5662	58.47	111
79	Ocean University of China	722	0.89	5232	69.53	181
80	Wuhan Naval University of Engineering	596	1.05	5210	78.19	17
81	University of Shanghai for Science &	990	0.99	5185	65.76	292

排名	机构名称	Web of Science 论文数	学科规范化的引文影响力	被引频次	论文被引百分比	国际合作论文
	Technology					
82	Kunming University of Science & Technology	605	1.35	4944	70.08	156
83	Nanjing University of Posts & Telecommunications	990	0.98	4887	60.61	220
84	Ningbo University	684	0.96	4464	69.01	157
85	Jinan University	554	1.28	4347	69.86	143
86	Nanjing University of Information Science & Technology	685	1.41	4332	68.32	236
87	Guangxi University	591	1.15	4235	71.57	154
88	Zhejiang Normal University	471	1.17	4134	79.19	93
89	Northwest A&F University - China	379	1.5	4118	77.57	122
90	South China Normal University	444	1.31	4106	77.93	73
91	Southwest University - China	507	1.87	3981	73.37	200
92	Shenyang Aerospace University	416	1.03	3782	74.04	48
93	Tianjin Polytechnic University	536	1.1	3772	69.4	86
94	Nanchang University	512	1.16	3766	73.44	121
95	China Jiliang University	601	0.86	3753	74.21	129
96	Chang'an University	788	0.75	3652	59.14	241
97	Changsha University of Science & Technology	680	0.78	3597	68.97	241
98	Anhui University	460	1.18	3574	67.83	93
99	Xiangtan University	438	1.24	3560	70.32	95
100	Northwest University Xi'an	316	1.62	3534	72.47	63
101	University of Jinan	396	1.52	3524	69.19	69
102	Huaqiao University	507	1.1	3480	66.47	102
103	Shandong University of Science & Technology	713	0.94	3464	61.01	164
104	Shanghai Maritime University	533	1.2	3449	64.17	224
105	Northeast Normal University - China	281	1.42	3437	70.46	31
106	Nanjing Agricultural University	296	1.54	3421	75	68
107	Henan Polytech University	549	1.07	3383	64.48	101
108	Qingdao University of Science & Technology	334	1.57	3158	76.95	66
109	Shanxi University	340	1.52	3156	71.47	99
110	Xi'an University of Technology	696	0.75	3120	63.07	121
111	Northeast Petroleum University	243	1.74	3091	67.49	69

排名	机构名称	Web of Science 论文数	学科规范化的引文影响力	被引频次	论文被引百分比	国际合作论文
112	Zhejiang Sci-Tech University	472	1.16	3039	69.28	100
113	Shaanxi Normal University	348	1.11	3022	72.7	56
114	Xi'an University of Architecture & Technology	550	0.8	2940	62.55	76
115	Anhui University of Technology	324	1.43	2821	76.85	82
116	Heilongjiang University	268	1.53	2812	75.37	44
117	Lanzhou University of Technology	417	1.08	2762	65.71	69
118	Southwest Petroleum University	908	0.92	2734	59.58	128
119	Wuhan University of Science & Technology	469	1.05	2697	66.95	139
120	Henan Normal University	262	1.3	2600	69.08	41
121	Zhejiang A&F University	176	2.59	2356	81.25	39

我校工程学共有 17 篇高被引论文，如图-11 所示：

1	FABRICATION OF NOVEL MAGNETIC CHITOSAN GRAFTED WITH GRAPHENE OXIDE TO ENHANCE ADSORPTION PROPERTIES FOR METHYL BLUE	Times Cited: 199
By: FAN, LL; LUO, CN; LI, XJ; et.al Source: J HAZARD MATER 215: 272-279 MAY 15 2012 Research Fields: ENGINEERING		
2	ADSORPTION OF PHOSPHATE FROM AQUEOUS SOLUTION BY HYDROXY-ALUMINUM, HYDROXY-IRON AND HYDROXY-IRON-ALUMINUM PILLARED BENTONITES	Times Cited: 121
By: YAN, LG; XU, YY; YU, HQ; et.al Source: J HAZARD MATER 179 (1-3): 244-250 JUL 15 2010 Research Fields: ENGINEERING		
3	HIGHLY EFFICIENT REMOVAL OF HEAVY METAL IONS BY AMINE-FUNCTIONALIZED MESOPOROUS FE3O4 NANOPARTICLES	Times Cited: 110 Research Front
By: XIN, X; WEI, Q; YANG, J; et.al Source: CHEM ENG J 184: 132-140 MAR 1 2012 Research Fields: ENGINEERING		
4	SYNTHESIS OF AMINO FUNCTIONALIZED MAGNETIC GRAPHENES COMPOSITE MATERIAL AND ITS APPLICATION TO REMOVE CR(VI), PB(II), HG(II), CD(II) AND NI(II) FROM CONTAMINATED WATER	Times Cited: 106 Research Front
By: GUO, XY; DU, B; WEI, Q; et.al Source: J HAZARD MATER 278: 211-220 AUG 15 2014 Research Fields: ENGINEERING		

5	AG₃PO₄/GRAPHENE-OXIDE COMPOSITE WITH REMARKABLY ENHANCED VISIBLE-LIGHT-DRIVEN PHOTOCATALYTIC ACTIVITY TOWARD DYES IN WATER	Times Cited: 95
	By: CHEN, GD; SUN, M; WEI, Q; et.al Source: J HAZARD MATER 244: 86-93 JAN 15 2013 Research Fields: ENGINEERING	
6	ENVIRONMENTAL EFFICIENCY EVALUATION BASED ON DATA ENVELOPMENT ANALYSIS: A REVIEW	Times Cited: 81
	By: SONG, ML; AN, QX; ZHANG, W; et.al Source: RENEW SUSTAIN ENERGY REV 16 (7): 4465-4469 SEP 2012 Research Fields: ENGINEERING	
7	CHINA'S REGIONAL ENERGY AND ENVIRONMENTAL EFFICIENCY: A DEA WINDOW ANALYSIS BASED DYNAMIC EVALUATION	Times Cited: 79
	By: WANG, K; YU, SW; ZHANG, W; Source: MATH COMPUT MODELLING 58 (5-6): 1117-1127 SEP 2013 Research Fields: ENGINEERING	
8	HETEROGENEOUS ACTIVATION OF OXONE BY COXFE₃-XO₄ NANOCATALYSTS FOR DEGRADATION OF RHODAMINE B	Times Cited: 73  Research Front
	By: SU, SN; GUO, WL; LENG, YQ; et.al Source: J HAZARD MATER 244: 736-742 JAN 15 2013 Research Fields: ENGINEERING	
9	EDTA FUNCTIONALIZED MAGNETIC GRAPHENE OXIDE FOR REMOVAL OF PB(II), HG(II) AND CU(II) IN WATER TREATMENT: ADSORPTION MECHANISM AND SEPARATION PROPERTY	Times Cited: 71  Research Front
	By: CUI, LM; WANG, YG; GAO, L; et.al Source: CHEM ENG J 281: 1-10 DEC 1 2015 Research Fields: ENGINEERING	
10	NANOPOROUS PTCO AND PTNI ALLOY RIBBONS FOR METHANOL ELECTROOXIDATION	Times Cited: 70
	By: XU, CX; HOU, JG; PANG, XH; et.al Source: INT J HYDROGEN ENERG 37 (14): 10489-10498 JUL 2012 Research Fields: ENGINEERING	
11	MAGNETIC FE₃O₄/MGAL-LDH COMPOSITE FOR EFFECTIVE REMOVAL OF THREE RED DYES FROM AQUEOUS SOLUTION	Times Cited: 51
	By: SHAN, RR; YAN, LG; YANG, K; et.al Source: CHEM ENG J 252: 38-46 SEP 15 2014 Research Fields: ENGINEERING	
12	STABILITY ANALYSIS OF A CLASS OF HYBRID STOCHASTIC RETARDED SYSTEMS UNDER A SYNCHRONOUS SWITCHING	Times Cited: 43  Research Front
	By: KANG, Y; ZHAI, DH; LIU, GP; et.al Source: IEEE TRANS AUTOMAT CONTR 59 (6): 1511-1523 JUN 2014 Research Fields: ENGINEERING	
13	ADSORPTION OF CD(II) BY MG-AL-CO₃- AND MAGNETIC FE₃O₄/MG-AL-CO₃-LAYERED DOUBLE HYDROXIDES: KINETIC, ISOTHERMAL, THERMODYNAMIC AND MECHANISTIC STUDIES	Times Cited: 36
	By: SHAN, RR; YAN, LG; YANG, K; et.al Source: J HAZARD MATER 299: 42-49 DEC 15 2015 Research Fields: ENGINEERING	
14	EXTRACELLULAR POLYMERIC SUBSTANCES FOR ZN (II) BINDING DURING ITS SORPTION PROCESS ONTO AEROBIC GRANULAR SLUDGE	Times Cited: 17
	By: WEI, D; LI, MT; WANG, XD; et.al Source: J HAZARD MATER 301: 407-415 JAN 15 2016 Research Fields: ENGINEERING	

15	A HIERARCHICALLY POROUS MGFE2O4/GAMMA-FE2O3 MAGNETIC MICROSPHERES FOR EFFICIENT REMOVALS OF DYE AND PHARMACEUTICAL FROM WATER	Times Cited: 16
	By: LU, L; LI, J; YU, J; et.al Source: CHEM ENG J 283: 524-534 JAN 1 2016 Research Fields: ENGINEERING	
16	DECOMPOSITION ANALYSIS OF FACTORS AFFECTING CARBON DIOXIDE EMISSIONS ACROSS PROVINCES IN CHINA	Times Cited: 12
	By: LI, AJ; ZHANG, AZ; ZHOU, YX; et.al Source: J CLEAN PROD 141: 1428-1444 JAN 10 2017 Research Fields: ENGINEERING	
17	RICE HUSKS AS A SUSTAINABLE SILICA SOURCE FOR HIERARCHICAL FLOWER-LIKE METAL SILICATE ARCHITECTURES ASSEMBLED INTO ULTRATHIN NANOSHEETS FOR ADSORPTION AND CATALYSIS	Times Cited: 9
	By: ZHANG, SW; GAO, HH; LI, JX; et.al Source: J HAZARD MATER 321: 92-102 JAN 5 2017 Research Fields: ENGINEERING	
18	ROBUST NOISE REGION-BASED ACTIVE CONTOUR MODEL VIA LOCAL SIMILARITY FACTOR FOR IMAGE SEGMENTATION	Times Cited: 6
	By: NIU, SJ; CHEN, Q; DE SISTERNES, L; et.al Source: PATT RECOG 61: 104-119 SP. ISS. SI JAN 2017 Research Fields: ENGINEERING	

图-11 济南大学工程学高被引论文

详细记录：

1.被引频次 199（济南大学是第 1 作者和通讯作者单位，化学化工学院）

Fabrication of novel magnetic chitosan grafted with graphene oxide to enhance adsorption properties for methyl blue

作者:Fan, LL (Fan, Lulu)[1] ; Luo, CN (Luo, Chuannan)[1] ; Li, XJ (Li, Xiangjun)[1] ; Lu, FG (Lu, Fuguang)[1] ; Qiu, HM (Qiu, Huamin)[1] ; Sun, M (Sun, Min)[1]

JOURNAL OF HAZARDOUS MATERIALS 卷: 215 页: 272-279

DOI: 10.1016/j.jhazmat.2012.02.068

出版年: MAY 15 2012

作者信息

通讯作者地址: Luo, CN (通讯作者)

Univ Jinan, Key Lab Chem Sensing & Anal, Shandong Univ, Sch Chem & Chem Engrn, Jinan 250022, Peoples R China.

地址:

[1] Univ Jinan, Key Lab Chem Sensing & Anal, Shandong Univ, Sch Chem & Chem Engrn, Jinan 250022, Peoples R China

电子邮件地址:fanlu1949@126.com

文献信息

文献类型:Article

语种:English

入藏号: WOS:000303306400034

PubMed ID: 22429622

ISSN: 0304-3894

2.被引频次 121 (济南大学是第 1 作者和通讯作者单位, 资源与环境学院)

Adsorption of phosphate from aqueous solution by hydroxy-aluminum, hydroxy-iron and hydroxy-iron-aluminum pillared bentonites

作者:Yan, LG (Yan, Liang-guo)[1]; Xu, YY (Xu, Yuan-yuan)[2]; Yu, HQ (Yu, Hai-qin)[2,3]; Xin, XD (Xin, Xiao-dong)[1]; Wei, Q (Wei, Qin)[2]; Du, B (Du, Bin)[1]

JOURNAL OF HAZARDOUS MATERIALS 卷: 179 期: 1-3 页: 244-250

DOI: 10.1016/j.jhazmat.2010.02.086

出版年: JUL 15 2010

作者信息

通讯作者地址: Du, B (通讯作者)

Univ Jinan, Coll Resources & Environm Sci, Jinan 250022, Peoples R China.

地址:

[1] Univ Jinan, Coll Resources & Environm Sci, Jinan 250022, Peoples R China

[2] Univ Jinan, Coll Chem & Chem Engn, Jinan 250022, Peoples R China

[3] Ocean Univ China, Coll Chem & Chem Engn, Qingdao 266100, Peoples R China

电子邮件地址:yanyu-33@163.com; sdjndb@263.com

文献类型:Article 语种:English

入藏号: WOS:000278626700035

PubMed ID: 20334967

ISSN: 0304-3894 eISSN: 1873-3336

3.被引频次 110 (济南大学是第 1 作者和通讯作者单位, 资源与环境学院)

Highly efficient removal of heavy metal ions by amine-functionalized mesoporous Fe₃O₄ nanoparticles

作者:Xin, X (Xin, Xiaodong)[1]; Wei, Q (Wei, Qin)[2]; Yang, J (Yang, Jian)[1]; Yan, L (Yan, Liangguo)[1]; Feng, R (Feng, Rui)[1]; Chen, G (Chen, Guodong)[2]; Du, B (Du, Bin)[1]; Li, H (Li, He)[2,3]

CHEMICAL ENGINEERING JOURNAL 卷: 184 页: 132-140

DOI: 10.1016/j.cej.2012.01.016

出版年: MAR 1 2012

作者信息

通讯作者地址: Du, B (通讯作者)

Univ Jinan, Sch Resources & Environm, Shandong Univ, Key Lab Chem Sensing & Anal, Jinan 250022, Peoples R China.

地址:

[1] Univ Jinan, Sch Resources & Environm, Shandong Univ, Key Lab Chem Sensing & Anal, Jinan 250022, Peoples R China

[2] Univ Jinan, Sch Chem & Chem Engn, Jinan 250022, Peoples R China

[3] Univ Jinan, Sch Med & Life Sci, Jinan 250022, Peoples R China

电子邮件地址:bindu0720@gmail.com; lihecd@gmail.com

文献信息

文献类型:Article 语种:English

入藏号: WOS:000301908100016

ISSN: 1385-8947

4.被引频次 106 (济南大学是第 1 作者和通讯作者单位, 资源与环境学院)

Synthesis of amino functionalized magnetic graphenes composite material and its application to remove Cr(VI), Pb(II), Hg(II), Cd(II) and Ni(II) from contaminated water

作者:Guo, XY (Guo, Xiaoyao)[1]; Du, B (Du, Bin)[1]; Wei, Q (Wei, Qin)[2]; Yang, J (Yang, Jian)[1]; Hu, LH (Hu, Lihua)[2]; Yan, LG (Yan, Liangguo)[1]; Xu, WY (Xu, Weiyong)[1]

JOURNAL OF HAZARDOUS MATERIALS 卷: 278 页: 211-220

DOI: 10.1016/j.jhazmat.2014.05.075

出版年: AUG 15 2014

作者信息

通讯作者地址: Du, B (通讯作者)

Univ Jinan, Sch Resources & Environm, Jinan 250022, Peoples R China.

地址:

[1] Univ Jinan, Sch Resources & Environm, Jinan 250022, Peoples R China

[2] Univ Jinan, Sch Chem & Chem Engrn, Jinan 250022, Peoples R China

电子邮件地址:dubin61@gmail.com; sdjndxwq@163.com

文献信息

文献类型:Article

语种:English

入藏号: WOS:000340689100026

PubMed ID: 25016452

ISSN: 0304-3894

eISSN: 1873-3336

5.被引频次 95 (济南大学是第 1 作者和通讯作者单位, 资源与环境学院)

Ag₃PO₄/graphene-oxide composite with remarkably enhanced visible-light-driven photocatalytic activity toward dyes in water

作者:Chen, GD (Chen, Guodong)[2]; Sun, M (Sun, Meng)[1]; Wei, Q (Wei, Qin)[2]; Zhang, YF (Zhang, Yongfang)[1]; Zhu, BC (Zhu, Baocun)[1]; Du, B (Du, Bin)[1,2]

JOURNAL OF HAZARDOUS MATERIALS 卷: 244 页: 86-93

DOI: 10.1016/j.jhazmat.2012.11.032

出版年: JAN 15 2013

作者信息

通讯作者地址: Sun, M (通讯作者)

Univ Jinan, Sch Resources & Environm, Jinan 250022, Peoples R China.

地址:

[1] Univ Jinan, Sch Resources & Environm, Jinan 250022, Peoples R China

[2] Univ Jinan, Sch Chem & Chem Engrn, Key Lab Chem Sensing & Anal Univ Shandong, Jinan 250022, Peoples R China

电子邮件地址:smlcu@163.com; binduujn@163.com

文献信息

文献类型:Article 语种:English

入藏号: WOS:000315001000011

PubMed ID: 23246944

ISSN: 0304-3894

6.被引频次 81（济南大学是第 3 作者单位，商学院）

Environmental efficiency evaluation based on data envelopment analysis: A review

作者: Song, ML (Song, Malin)[1] ; An, QX (An, Qingxian)[2] ; Zhang, W (Zhang, Wei)[3] ; Wang, ZY (Wang, Zeya)[1] ; Wu, J (Wu, Jie)[2]

RENEWABLE & SUSTAINABLE ENERGY REVIEWS 卷: 16 期: 7 页: 4465-4469

DOI: 10.1016/j.rser.2012.04.052

出版年: SEP 2012

作者信息

通讯作者地址: Song, ML (通讯作者)

Anhui Univ Finance & Econ, Sch Stat & Appl Math, Bengbu, Peoples R China.

地址:

[1] Anhui Univ Finance & Econ, Sch Stat & Appl Math, Bengbu, Peoples R China

[2] Univ Sci & Technol China, Sch Management, Hefei 230026, Peoples R China

[3] Univ Jinan, Sch Econ, Jinan, Peoples R China

电子邮件地址: songml@aufe.edu.cn

文献类型: Review

语种: English

入藏号: WOS:000307909800012

ISSN: 1364-0321

7.被引频次 79（济南大学是通讯作者单位，但是非第 1 作者单位，商学院）

China's regional energy and environmental efficiency: A DEA window analysis based dynamic evaluation

作者: Wang, K (Wang, Ke)[1,2] ; Yu, SW (Yu, Shiwei)[2,3] ; Zhang, W (Zhang, Wei)[4]

MATHEMATICAL AND COMPUTER MODELLING 卷: 58 期: 5-6 页: 1117-1127

DOI: 10.1016/j.mcm.2011.11.067

出版年: SEP 2013

作者信息

通讯作者地址: Zhang, W (通讯作者)

Univ Jinan, Sch Econ, Jinan, Peoples R China.

地址:

[1] Beijing Inst Technol, Sch Management & Econ, Beijing 100081, Peoples R China

[2] BIT, Ctr Energy & Environm Policy Res, Beijing, Peoples R China

[3] China Univ Geosci, Sch Econ & Management, Wuhan 430074, Peoples R China

[4] Univ Jinan, Sch Econ, Jinan, Peoples R China

电子邮件地址: sm_zhangw@uju.edu.cn

文献信息

文献类型: Article

语种: English

入藏号: WOS:000321700400024

ISSN: 0895-7177

eISSN: 1872-9479

8.被引频次 73 (济南大学是第 1 作者和通讯作者单位, 资源与环境学院)

Heterogeneous activation of Oxone by CoxFe3-xO4 nanocatalysts for degradation of rhodamine B

作者:Su, SN (Su, Shengnan)[1]; Guo, WL (Guo, Weilin)[1]; Leng, YQ (Leng, Yanqiu)[1]; Yi, CL (Yi, Chunliang)[1]; Ma, ZM (Ma, Zhenmin)[1]

JOURNAL OF HAZARDOUS MATERIALS 卷: 244 页: 736-742

DOI: 10.1016/j.jhazmat.2012.11.005

出版年: JAN 15 2013

作者信息

通讯作者地址: Guo, WL (通讯作者)

Univ Jinan, Coll Resources & Environm, Jinan 250022, Peoples R China.

地址:

[1] Univ Jinan, Coll Resources & Environm, Jinan 250022, Peoples R China

电子邮件地址:chm_guowl@ujn.edu.cn

文献信息

文献类型:Article

语种:English

入藏号: WOS:000315001000086

PubMed ID: 23195597

ISSN: 0304-3894

9.被引频次 71 (济南大学是第 1 作者和通讯作者单位, 资源与环境学院)

EDTA functionalized magnetic graphene oxide for removal of Pb(II), Hg(II) and Cu(II) in water treatment: Adsorption mechanism and separation property

作者:Cui, LM (Cui, Limei)[1]; Wang, YG (Wang, Yaoguang)[2]; Gao, L (Gao, Liang)[2]; Hu, LH (Hu, Lihua)[2]; Yan, LG (Yan, Liangguo)[1]; Wei, Q (Wei, Qin)[2]; Du, B (Du, Bin)[1]

CHEMICAL ENGINEERING JOURNAL 卷: 281 页: 1-10

DOI: 10.1016/j.cej.2015.06.043

出版年: DEC 1 2015

作者信息

通讯作者地址: Du, B (通讯作者)

Univ Jinan, Sch Resources & Environm, Jinan 250022, Peoples R China.

地址:

[1] Univ Jinan, Sch Resources & Environm, Jinan 250022, Peoples R China

[2] Univ Jinan, Sch Chem & Chem Engn, Shandong Univ, Key Lab Chem Sensing & Anal, Jinan 250022, Peoples R China

电子邮件地址:dubin61@gmail.com

文献信息

文献类型:Article

语种:English

入藏号: WOS:000362308200001

ISSN: 1385-8947

eISSN: 1873-3212

10.被引频次 70 (济南大学是第 1 作者和通讯作者单位, 化学化工学院)

Nanoporous PtCo and PtNi alloy ribbons for methanol electrooxidation

作者: Xu, CX (Xu, Caixia)[1]; Hou, JG (Hou, Jiagang)[1]; Pang, XH (Pang, Xuehui)[1]; Li, XJ (Li, Xiaojing)[1]; Zhu, ML (Zhu, Minglin)[1]; Tang, BY (Tang, Bangying)[1]

INTERNATIONAL JOURNAL OF HYDROGEN ENERGY 卷: 37 期: 14 页: 10489-10498

DOI: 10.1016/j.ijhydene.2012.04.041

出版年: JUL 2012

作者信息

通讯作者地址: Xu, CX (通讯作者)

Univ Jinan, China Key Lab Chem Sensing & Anal, Sch Chem & Chem Engn, Shandong Univ, Jiwei Rd 106, Jinan 250022, Peoples R China.

地址:

[1] Univ Jinan, China Key Lab Chem Sensing & Anal, Sch Chem & Chem Engn, Shandong Univ, Jinan 250022, Peoples R China

电子邮件地址: chm_xucx@ujn.edu.cn

文献信息

文献类型: Article

语种: English

入藏号: WOS:000306391100002

ISSN: 0360-3199

11.被引频次 51 (济南大学是第 1 作者和通讯作者单位, 资源与环境学院)

Magnetic Fe₃O₄/MgAl-LDH composite for effective removal of three red dyes from aqueous solution

作者: Shan, RR (Shan, Ran-ran)[1]; Yan, LG (Yan, Liang-guo)[1]; Yang, K (Yang, Kun)[1]; Yu, SJ (Yu, Shu-jun)[1]; Hao, YF (Hao, Yuan-feng)[1]; Yu, HQ (Yu, Hai-qin)[1]; Du, B (Du, Bin)[1]

CHEMICAL ENGINEERING JOURNAL 卷: 252 页: 38-46

DOI: 10.1016/j.cej.2014.04.105

出版年: SEP 15 2014

作者信息

通讯作者地址: Yan, LG (通讯作者)

Univ Jinan, Sch Resources & Environm, Jinan 250022, Peoples R China.

地址:

[1] Univ Jinan, Sch Resources & Environm, Jinan 250022, Peoples R China

电子邮件地址: yanyu-33@163.com

文献信息

文献类型: Article

语种: English

入藏号: WOS:000339601000006

ISSN: 1385-8947

eISSN: 1873-3212

12.被引频次 43 (济南大学是第 7 作者单位, 自动化与电气工程学院)

Stability Analysis of A Class of Hybrid Stochastic Retarded Systems Under Asynchronous Switching

作者:Kang, Y (Kang, Yu)[1,2] ; Zhai, DH (Zhai, Di-Hua)[3] ; Liu, GP (Liu, Guo-Ping)[4,5] ; Zhao, YB (Zhao, Yun-Bo)[6,5] ; Zhao, P (Zhao, Ping)[7]

IEEE TRANSACTIONS ON AUTOMATIC CONTROL

卷: 59 期: 6 页: 1511-1523

DOI: 10.1109/TAC.2014.2305931

出版年: JUN 2014

作者信息

通讯作者地址: Kang, Y (通讯作者)

Univ Sci & Technol China, Dept Automat, Hefei 230026, Peoples R China.

地址:

[1] Univ Sci & Technol China, Dept Automat, Hefei 230026, Peoples R China

[2] Univ Sci & Technol China, CAS Key Lab Technol Geospatial Informat Proc & Ap, Hefei 230026, Peoples R China

[3] Beijing Inst Technol, Sch Automat, Beijing 100081, Peoples R China

[4] Univ South Wales, Sch Engr, Pontypridd CF37 1DL, M Glam, Wales

[5] Harbin Inst Technol, CTGT Ctr, Harbin 150006, Peoples R China

[6] Zhejiang Univ Technol, Coll Informat Engr, Hangzhou 310023, Zhejiang, Peoples R

China

[7] Univ Jinan, Sch Elect Engr, Jinan, Shandong, Peoples R China

电 子 邮 件 地 址 :kangduyu@ustc.edu.cn; dhzhai@mail.ustc.edu.cn; guoping.liu@southwales.ac.uk; yunbozhao@gmail.com; cse_zhaop@ujn.edu.cn

文献信息

文献类型:Article

语种:English

入藏号: WOS:000337134000009

ISSN: 0018-9286

eISSN: 1558-2523

13.被引频次 36 (济南大学是第 1 作者和通讯作者单位, 资源与环境学院)

Adsorption of Cd(II) by Mg-Al-CO₃- and magnetic Fe₃O₄/Mg-Al-CO₃-layered double hydroxides: Kinetic, isothermal, thermodynamic and mechanistic studies

作者:Shan, RR (Shan, Ran-ran)[1] ; Yan, LG (Yan, Liang-guo)[1] ; Yang, K (Yang, Kun)[1] ; Hao, YF (Hao, Yuan-feng)[1] ; Du, B (Du, Bin)[1]

JOURNAL OF HAZARDOUS MATERIALS 卷: 299 页: 42-49

DOI: 10.1016/j.jhazmat.2015.06.003

出版年: DEC 15 2015

作者信息

通讯作者地址: Yan, LG (通讯作者)

Univ Jinan, Shandong Prov Engr Technol Res Ctr Groundwater Nu, Sch Resources & Environm, Jinan 250022, Peoples R China.

地址:

[1] Univ Jinan, Shandong Prov Engr Technol Res Ctr Groundwater Nu, Sch Resources & Environm, Jinan 250022, Peoples R China
电子邮件地址:yanyu-33@163.com
文献类型:Article
语种:English
入藏号: WOS:000367411000006
PubMed ID: 26073520
ISSN: 0304-3894
eISSN: 1873-3336

14.被引频次 17 (济南大学是第 1 作者和通讯作者单位, 资源与环境学院)

Extracellular polymeric substances for Zn (II) binding during its sorption process onto aerobic granular sludge

作者:Wei, D (Wei, Dong)[1,3] ; Li, MT (Li, Mengting)[1] ; Wang, XD (Wang, Xiaodong)[1,3] ; Han, F (Han, Fei)[1] ; Li, LS (Li, Lusheng)[1] ; Guo, J (Guo, Jie)[1] ; Ai, LJ (Ai, Lijie)[1] ; Fang, LL (Fang, Lulu)[1] ; Liu, L (Liu, Ling)[1] ; Du, B (Du, Bin)[1] 更多内容
JOURNAL OF HAZARDOUS MATERIALS 卷: 301 页: 407-415

DOI: 10.1016/j.jhazmat.2015.09.018

出版年: JAN 15 2016

作者信息

通讯作者地址: Du, B (通讯作者)

Univ Jinan, Sch Resources & Environm Sci, Jinan 250022, Peoples R China.

地址:

[1] Univ Jinan, Sch Resources & Environm Sci, Jinan 250022, Peoples R China

[2] Univ Jinan, Sch Chem & Chem Engrn, Key Lab Chem Sensing & Anal Univ Shandong, Jinan 250022, Peoples R China

[3] Shan Dong Lan Xi Environm Protect Technol Co Ltd, Jinan 250022, Peoples R China

电子邮件地址:dubin61@gmail.com

文献信息

文献类型:Article

语种:English

入藏号:WOS:000367407200044

PubMed ID: 26410269

ISSN: 0304-3894

eISSN: 1873-3336

15.被引频次 16 (济南大学是第 1 作者和通讯作者单位, 材料科学与工程学院)

A hierarchically porous MgFe₂O₄/gamma-Fe₂O₃ magnetic microspheres for efficient removals of dye and pharmaceutical from water

作者:Lu, L (Lu, Lu)[1] ; Li, J (Li, Jia)[1] ; Yu, J (Yu, Jing)[1] ; Song, P (Song, Peng)[1] ; Ng, DHL (Ng, Dickon H. L.)[2]

CHEMICAL ENGINEERING JOURNAL 卷: 283 页: 524-534

DOI: 10.1016/j.cej.2015.07.081

出版年: JAN 1 2016

作者信息

通讯作者地址: Li, J (通讯作者)

Univ Jinan, Sch Mat Sci & Engn, Jinan, Peoples R China.

地址:

[1] Univ Jinan, Sch Mat Sci & Engn, Jinan, Peoples R China

[2] Chinese Univ Hong Kong, Dept Phys, Shatin, Hong Kong, Peoples R China

电子邮件地址:mse_lij@ujn.edu.cn

文献信息

文献类型:Article

语种:English

入藏号: WOS:000364247100053

ISSN: 1385-8947

eISSN: 1873-3212

16.被引频次 12 (济南大学是第 2 作者单位, 外国语学院)

Decomposition analysis of factors affecting carbon dioxide emissions across provinces in China

作者:Li, AJ (Li, Aijun)[1]; Zhang, AZ (Zhang, Aizhen)[2]; Zhou, YX (Zhou,Yuxia)[3,4]; Yao, X (Yao, Xin)[3,4]

JOURNAL OF CLEANER PRODUCTION 卷: 141 页: 1428-1444

DOI: 10.1016/j.jclepro.2016.09.206

出版年: JAN 10 2017

作者信息

通讯作者地址: Yao, X (通讯作者)

Xiamen Univ, Sch Econ, China Ctr Energy Econ Res, Xiamen 361005, Peoples R China.

地址:

[1] Shandong Univ, Ctr Econ Res, Shandong Sch Dev, Jinan 250100, Peoples R China

[2] Univ Jinan, Sch Foreign Language, Jinan 250022, Shandong, Peoples R China

[3] Xiamen Univ, Sch Econ, China Ctr Energy Econ Res, Xiamen 361005, Peoples R China

[4] Xiamen Univ, Collaborat Innovat Ctr Energy Econ & Energy Polic, Xiamen 361005, Peoples R China

文献信息

文献类型:Article

语种:English

入藏号: WOS:000389090300131

ISSN: 0959-6526

eISSN: 1879-1786

17.被引频次 9 (济南大学是第 1 作者和通讯作者单位, 物理科学与技术学院)

Rice husks as a sustainable silica source for hierarchical flower-like metal silicate architectures assembled into ultrathin nanosheets for adsorption and catalysis

作者:Zhang, SW (Zhang, Shouwei)[1,2]; Gao, HH (Gao, Huihui)[1]; Li, JX (Li, Jiaying)[2,3]; Huang, YS (Huang, Yongshun)[2]; Alsaedi, A (Alsaedi, Ahmed)[3]; Hayat, T (Hayat, Tasawar)[3,4]; Xu, XJ (Xu, Xijin)[1]; Wang, XK (Wang, Xiangke)[3]

JOURNAL OF HAZARDOUS MATERIALS 卷: 321 页: 92-102

DOI: 10.1016/j.jhazmat.2016.09.004

出版年: JAN 5 2017

作者信息

通讯作者地址: Li, JX; Xu, XJ (通讯作者)

Univ Jinan, Sch Phys & Technol, Jinan 250022, Shandong, Peoples R China.

地址:

[1] Univ Jinan, Sch Phys & Technol, Jinan 250022, Shandong, Peoples R China

[2] Chinese Acad Sci, Key Lab Novel Thin Film Solar Cells, Inst Plasma Phys, POB 1126, Hefei 230031, Peoples R China

[3] King Abdulaziz Univ, Fac Sci, NAAM Res Grp, Jeddah 21589, Saudi Arabia

[4] Quaid I Azam Univ, Dept Math, Islamabad 44000, Pakistan

电子邮件地址: lijx@ipp.ac.cn; sps_xuxj@ujn.edu.cn

文献类型: Article

语种: English

入藏号: WOS:000388777300011

PubMed ID: 27614322

ISSN: 0304-3894 eISSN: 1873-3336

18. 被引频次 6 (济南大学是第 1 作者单位, 信息科学与工程学院)

Robust noise region-based active contour model via local similarity factor for image segmentation

作者: Niu, SJ (Niu, Sijie)[1,2,3] ; Chen, Q (Chen, Qiang)[2] ; de Sisternes, L (de Sisternes, Luis)[3] ; Ji, ZX (Ji, Zexuan)[2] ; Zhou, ZM (Zhou, Zeming)[4] ; Rubin, DL (Rubin, Daniel L.)(3,5]

PATTERN RECOGNITION 卷: 61 页: 104-119

特刊: SI

DOI: 10.1016/j.patcog.2016.07.022

出版年: JAN 2017

作者信息

通讯作者地址: Chen, Q (通讯作者)

Nanjing Univ Sci & Technol, Sch Comp Sci & Engr, Nanjing 210094, Jiangsu, Peoples R China.

地址:

[1] Univ Jinan, Sch Informat Sci & Engr, Jinan 250022, Peoples R China

[2] Nanjing Univ Sci & Technol, Sch Comp Sci & Engr, Nanjing 210094, Jiangsu, Peoples R China

[3] Stanford Univ, Dept Radiol, Stanford, CA 94305 USA

[4] PLA Univ Sci & Technol, Inst Meteorol & Oceanog, Beijing, Peoples R China

[5] Stanford Univ, Sch Med, Dept Med Biomed Informat Res, Stanford, CA 94305 USA

文献类型: Article

语种: English

入藏号: WOS:000385899400008

ISSN: 0031-3203 eISSN: 1873-5142

7.3 济南大学未进入前 1% 学科学科分析

7.3.1 物理学学科现状分析

物理学 2018 年 1 月国内高校 ESI 排名如表-12 所示。可以看出排在前 10 位的高校分别是清华大学、中国科学技术大学、北京大学、南京大学、浙江大学、中国科学院大学、上海交通大学、山东大学、复旦大学和华中科技大学。排名第 1 位的清华大学至排名第 34 位的厦门大学，其物理学学科进入了 ESI 的前 1% 行列。我校的物理学学科按照 ESI 总被引频次在国内高校排名第 103 位，省内高校第 5 位。

表-12 ESI 物理学国内高校排名

排名	机构名称	Web of Science 论文数	学科规范化的引文影响力	被引频次	论文被引百分比	国际合作论文
1	Tsinghua University	11201	1.5	162369	83.47	3934
2	University of Science & Technology of China	11173	1.32	156575	80.7	4181
3	Peking University	10226	1.47	156456	83.29	4061
4	Nanjing University	7660	1.29	97136	82	2493
5	Zhejiang University	7496	1.11	95075	83.98	2681
6	University of Chinese Academy of Sciences, CAS	9675	0.82	75072	72.83	1597
7	Shanghai Jiao Tong University	6538	1.23	74885	80.51	2466
8	Shandong University	4739	1.45	67841	83.48	1804
9	Fudan University	4722	1.28	62696	82.85	1716
10	Huazhong University of Science & Technology	6257	0.95	55894	78.42	1204
11	Sun Yat Sen University	3234	1.65	49638	83.83	1298
12	Harbin Institute of Technology	5713	0.73	44079	78.84	1154
13	Jilin University	4030	0.96	42533	80.6	920
14	Xi'an Jiaotong University	4914	0.84	42142	76.84	1391
15	Nankai University	3298	1.2	40274	82.02	976
16	Southeast University - China	3366	1.12	38449	79.62	828

排名	机构名称	Web of Science 论文数	学科规范化的引文影响力	被引频次	论文被引百分比	国际合作论文
17	Beihang University	3992	1.13	35612	77.15	1302
18	Central China Normal University	2152	1.75	34920	82.16	1232
19	Lanzhou University	3470	0.94	34149	80.95	881
20	University of Electronic Science & Technology of China	4398	0.73	32837	77.72	1153
21	Dalian University of Technology	3484	0.75	31932	80.45	695
22	Beijing Normal University	2782	0.98	29287	80.01	669
23	Suzhou University	2448	1.32	27940	82.27	783
24	Shanghai University	3121	0.81	27551	78.92	750
25	Wuhan University	2297	1.14	25730	78.93	643
26	Tianjin University	3221	0.79	24341	76.5	673
27	Sichuan University	3734	0.61	23596	76.22	634
28	Beijing Institute of Technology	2724	0.88	23434	77.28	613
29	East China Normal University	2369	0.83	22421	79.99	579
30	South China University of Technology	1903	1.21	22126	80.24	347
31	Hunan University	1851	1.18	21206	82.71	448
32	National University of Defence Technology - China	2975	0.71	20567	77.61	394
33	Beijing University of Posts & Telecommunications	2626	0.77	19253	76.12	368
34	Xiamen University	1840	1.08	18605	78.91	610
35	Tongji University	2084	0.85	17128	78.41	526
36	Chongqing University	1973	0.91	16508	76.23	398
37	South China Normal University	2036	0.71	16363	77.55	286
38	University of Science & Technology Beijing	1915	0.85	16275	77.86	502
39	Northwestern Polytechnical University	2476	0.66	15037	75.85	464
40	Nanjing University of Aeronautics & Astronautics	1636	0.87	14493	77.57	270
41	Renmin University of China	659	2.02	13927	80.88	268
42	Beijing Jiaotong University	1977	0.68	13517	75.97	362
43	Wuhan University of Technology	1008	1.35	13378	77.18	290
44	Xidian University	2303	0.54	12587	74.47	175
45	Nanjing Institute of Technology	1861	0.76	12578	74.8	352
46	Nanjing University of Science & Technology	1771	0.77	12185	75.1	347
47	Shenzhen University	1452	1.19	12106	74.04	323

排名	机构名称	Web of Science 论文数	学科规范化的引文影响力	被引频次	论文被引百分比	国际合作论文
48	Shanxi University	1729	0.88	12082	71.2	417
49	Central South University	1595	0.97	11365	76.18	355
50	East China University of Science & Technology	887	1.16	11205	81.62	214
51	Beijing University of Technology	1559	0.68	10789	74.28	295
52	Ningbo University	1407	0.74	10508	77.9	234
53	Xiangtan University	1114	0.81	10348	83.93	252
54	Henan Normal University	1273	0.91	10214	79.18	307
55	Zhejiang Normal University	945	0.87	10106	83.81	181
56	Anhui University	1288	0.73	9577	75.93	142
57	Donghua University	635	1.13	9312	81.73	157
58	Hangzhou Normal University	714	1.31	8769	83.47	315
59	Northeastern University - China	1178	0.72	8716	75.04	240
60	Nanjing Normal University	1137	0.96	8440	76.17	325
61	Northeast Normal University - China	683	0.84	8406	73.79	96
62	Southwest Jiaotong University	1418	0.55	8310	72.64	328
63	Hunan Normal University	1107	0.73	8246	77.51	117
64	Fuzhou University	875	0.95	8244	75.66	124
65	Zhengzhou University	1097	0.99	8144	77.76	304
66	University of Shanghai for Science & Technology	1249	0.65	7977	72.7	279
67	Nanjing University of Posts & Telecommunications	1111	0.92	7419	72.1	186
68	Beijing University of Chemical Technology	622	1.11	7327	81.35	116
69	Yanshan University	995	0.67	7140	78.69	164
70	Southwest University - China	780	1.04	6972	75.51	219
71	North China Electric Power University	869	1.02	6884	71.92	97
72	Nanchang University	917	0.71	6799	78.84	81
73	Jiangsu University	1093	0.62	6747	74.84	101
74	Capital Normal University	875	0.66	6654	77.49	259
75	Guangxi Normal University	641	1.12	6229	82.37	259
76	Guangxi University	727	0.96	6224	77.3	261
77	China Jiliang University	814	0.77	6150	78.75	152
78	China University of Mining & Technology	980	0.78	6031	75.61	148
79	Shaanxi Normal University	1036	0.64	5987	72.39	154
80	Harbin Engineering University	907	0.74	5952	71	149

排名	机构名称	Web of Science 论文数	学科规范化的引文影响力	被引频次	论文被引百分比	国际合作论文
81	Nanjing Tech University	458	1.58	5381	77.51	114
82	Northwest University Xi'an	778	0.76	5303	78.79	144
83	Taiyuan University of Technology	760	0.78	5303	69.74	87
84	Changchun University of Science & Technology	980	0.47	5151	70.2	62
85	Hebei Normal University	678	0.66	5078	80.38	68
86	Henan University	678	0.75	5061	78.32	80
87	Hebei University of Technology	779	0.61	4991	75.61	132
88	Yunnan University	613	0.71	4915	78.3	117
89	Shandong Normal University	731	0.59	4769	77.84	75
90	Jiangxi Normal University	708	0.6	4763	75	51
91	China University of Petroleum	884	0.6	4667	70.25	189
92	Jinan University	637	0.86	4583	72.37	141
93	University Town of Shenzhen	665	0.81	4514	74.89	146
94	Sichuan Normal University	548	0.73	4457	77.92	65
95	Hefei University of Technology	697	0.76	4440	75.9	118
96	Jiangnan University	666	0.72	4392	71.77	71
97	Northwest Normal University - China	769	0.52	4322	73.99	108
98	China University of Geosciences	663	0.74	4265	72.55	128
99	Liaoning University	445	1.09	4243	83.37	206
100	Qingdao University	493	0.9	4174	78.9	181
101	Zhejiang University of Technology	716	0.77	4172	74.72	214
102	Fujian Normal University	543	0.61	4119	77.35	92
103	University of Jinan	513	0.91	4092	77.78	58
104	Henan Institute of Science & Technology	526	0.96	4075	73.19	170
105	Zhejiang A&F University	322	0.99	4022	92.24	37

我校物理学共有 7 篇高被引论文，如图-12 所示：

- 1** **EPITAXIAL GROWTH OF LARGE-GAP QUANTUM SPIN HALL INSULATOR ON SEMICONDUCTOR SURFACE** Times Cited: 77

By: ZHOU, M; MING, WM; LIU, Z; et al
Source: PROC NAT ACAD SCI USA 111 (40): 14378-14381 OCT 7 2014
Research Fields: PHYSICS  Research Front
- 2** **A BAMBOO-INSPIRED NANOSTRUCTURE DESIGN FOR FLEXIBLE, FOLDABLE, AND TWISTABLE ENERGY STORAGE DEVICES** Times Cited: 64

By: SUN, YM; SILLS, RB; HU, XL; et al
Source: NANO LETT 15 (6): 3899-3906 JUN 2015
Research Fields: PHYSICS

- | | | |
|---|---|-----------------------------------|
| 3 | ETHYNYL-FUNCTIONALIZED STANENE FILM: A PROMISING CANDIDATE AS LARGE-GAP QUANTUM SPIN HALL INSULATOR
By: ZHANG, RW; ZHANG, CW; JI, WX; et.al
Source: NEW J PHYS 17: - AUG 10 2015
Research Fields: PHYSICS | Times Cited: 54
Research Front |
| 4 | UNEXPECTED GIANT-GAP QUANTUM SPIN HALL INSULATOR IN CHEMICALLY DECORATED PLUMBENE MONOLAYER
By: ZHAO, H; ZHANG, CW; JI, WX; et.al
Source: SCI REP 6: - FEB 2 2016
Research Fields: PHYSICS | Times Cited: 45
Research Front |
| 5 | CONTROLLABLE BAND STRUCTURE AND TOPOLOGICAL PHASE TRANSITION IN TWO-DIMENSIONAL HYDROGENATED ARSENENE
By: WANG, YP; JI, WX; ZHANG, CW; et.al
Source: SCI REP 6: - FEB 3 2016
Research Fields: PHYSICS | Times Cited: 32
Research Front |
| 6 | LARGE-GAP QUANTUM SPIN HALL STATE IN FUNCTIONALIZED DUMBBELL STANENE
By: WANG, YP; JI, WX; ZHANG, CW; et.al
Source: APPL PHYS LETT 108 (7): - FEB 15 2016
Research Fields: PHYSICS | Times Cited: 31
Research Front |
| 7 | ROOM TEMPERATURE QUANTUM SPIN HALL INSULATOR IN ETHYNYL-DERIVATIVE FUNCTIONALIZED STANENE FILMS
By: ZHANG, RW; ZHANG, CW; JI, WX; et.al
Source: SCI REP 6: - JAN 5 2016
Research Fields: PHYSICS | Times Cited: 26
Research Front |

图-12 济南大学物理学高被引论文

详细记录：

1.被引频次 77（济南大学是第 2 作者单位，物理科学与技术学院）

Epitaxial growth of large-gap quantum spin Hall insulator on semiconductor surface

作者:Zhou, M (Zhou, Miao)[1] ; Ming, WM (Ming, Wenmei)[1] ; Liu, Z (Liu, Zheng)[1] ;

Wang, ZF (Wang, Zhengfei)[1] ; Li, P (Li, Ping)[1,2] ; Liu, F (Liu, Feng)[1,3]

PROCEEDINGS OF THE NATIONAL ACADEMY OF SCIENCES OF THE UNITED STATES OF AMERICA 卷: 111 期: 40 页: 14378-14381

DOI: 10.1073/pnas.1409701111

出版年: OCT 7 2014

作者信息

通讯作者地址: Liu, F (通讯作者)

Univ Utah, Dept Mat Sci & Engr, Salt Lake City, UT 84112 USA.

地址:[1] Univ Utah, Dept Mat Sci & Engr, Salt Lake City, UT 84112 USA

[2] Univ Jinan, Sch Phys & Technol, Jinan 250022, Shangdong, Peoples R China

[3] Collaborat Innovat Ctr Quantum Matter, Beijing 100871, Peoples R China

电子邮件地址:fliu@eng.utah.edu

文献信息

文献类型:Article 语种:English

入藏号: WOS:000342633900032

PubMed ID: 25246584 ISSN: 0027-8424

2.被引频次 64 (济南大学是第 7 作者单位, 化学化工学院)

A Bamboo-Inspired Nanostructure Design for Flexible, Foldable, and Twistable Energy Storage Devices

作者:Sun, YM (Sun, Yongming)[1,4] ; Sills, RB (Sills, Ryan B.)[5,6] ; Hu, XL (Hu, Xianluo)[1] ; Seh, ZW (Seh, Zhi Wei)[4] ; Xiao, X (Xiao, Xu)[2,3] ; Xui, HH (Xui, Henghui)[1] ; Luo, W (Luo, Wei)[1] ; Jin, HY (Jin, Huanyu)[2,3] ; Xin, Y (Xin, Ying)[7] ; Li, TQ (Li, Tianqi)[2,3]

NANO LETTERS 卷: 15 期: 6 页: 3899-3906

DOI: 10.1021/acs.nanolett.5b00738

出版年: JUN 2015

作者信息

通讯作者地址: Hu, XL (通讯作者)

Huazhong Univ Sci & Technol, State Key Lab Mat Proc & Die & Mold Technol, Sch Mat Sci & Engr, Wuhan 430074, Peoples R China.

地址:

[1] Huazhong Univ Sci & Technol, State Key Lab Mat Proc & Die & Mold Technol, Sch Mat Sci & Engr, Wuhan 430074, Peoples R China

[2] Huazhong Univ Sci & Technol, Wuhan Natl Lab Optoelect, Wuhan 430074, Peoples R China

[3] Huazhong Univ Sci & Technol, Coll Optoelect Sci & Engr, Wuhan 430074, Peoples R China

[4] Stanford Univ, Dept Mat Sci & Engr, Stanford, CA 94305 USA

[5] Stanford Univ, Dept Mech Engr, Stanford, CA 94305 USA

[6] Sandia Natl Labs, Livermore, CA 94551 USA

[7] Univ Jinan, Sch Chem & Chem Engr, Jinan 250022, Peoples R China

[8] SLAC Natl Accelerator Lab, Stanford Inst Mat & Energy Sci, Menlo Pk, CA 94025 USA

电子邮件地址:huxl@mail.hust.edu.cn; huangyh@mail.hust.edu.cn; yicui@stanford.edu

文献信息

文献类型:Article

语种:English

入藏号: WOS:000356316900037

PubMed ID: 26011653

ISSN: 1530-6984

eISSN: 1530-6992

3.被引频次 54 (济南大学是第 1 作者和通讯作者单位, 物理科学与技术学院)

Ethynyl-functionalized stanene film: a promising candidate as large-gap quantum spin Hall insulator

作者:Zhang, RW (Zhang, Run-Wu)[1] ; Zhang, CW (Zhang, Chang-Wen)[1] ; Ji, WX (Ji, Wei-Xiao)[1] ; Li, SS (Li, Sheng-Shi)[1,2] ; Hu, SJ (Hu, Shu-Jun)[2] ; Yan, SS (Yan, Shi-Shen)[2] ; Li, P (Li, Ping)[1] ; Wang, PJ (Wang, Pei-Ji)[1] ; Li, F (Li, Feng)[1]

NEW JOURNAL OF PHYSICS 卷: 17 文献号: 083036

DOI: 10.1088/1367-2630/17/8/083036

出版年: AUG 10 2015

作者信息

通讯作者地址: Zhang, CW (通讯作者)

Univ Jinan, Sch Phys & Technol, Jinan 250022, Shandong, Peoples R China.

地址:

[1] Univ Jinan, Sch Phys & Technol, Jinan 250022, Shandong, Peoples R China

[2] Shandong Univ, Sch Phys, State Key Lab Crystal Mat, Jinan 250100, Shandong, Peoples R China

电子邮件地址:zhchwsd@163.com

文献信息

文献类型:Article

语种:English

入藏号: WOS:000360956600004

ISSN: 1367-2630

4.被引频次 45 (济南大学是第 1 作者和通讯作者单位, 物理科学与技术学院)

Unexpected Giant-Gap Quantum Spin Hall Insulator in Chemically Decorated Plumbene Monolayer

作者:Zhao, H (Zhao, Hui)[1] ; Zhang, CW (Zhang, Chang-wen)[1] ; Ji, WX (Ji, Wei-xiao)[1] ; Zhang, RW (Zhang, Run-wu)[1] ; Li, SS (Li, Sheng-shi)[2] ; Yan, SS (Yan, Shi-shen)[2] ; Zhang, BM (Zhang, Bao-min)[1] ; Li, P (Li, Ping)[1] ; Wang, PJ (Wang, Pei-ji)[1]

SCIENTIFIC REPORTS 卷: 6 文献号: 20152

DOI: 10.1038/srep20152

出版年: FEB 2 2016

作者信息

通讯作者地址: Zhang, CW (通讯作者)

Univ Jinan, Sch Phys & Technol, Jinan 250022, Shandong, Peoples R China.

地址:

[1] Univ Jinan, Sch Phys & Technol, Jinan 250022, Shandong, Peoples R China

[2] Shandong Univ, Sch Phys, State Key Lab Crystal Mat, Jinan 250100, Shandong, Peoples R China

电子邮件地址:zhchwsd@163.com

文献信息

文献类型:Article

语种:English

入藏号: WOS:000369139700001

PubMed ID: 26833133

ISSN: 2045-2322

5.被引频次 32 (济南大学是第 1 作者和通讯作者单位, 物理科学与技术学院)

Controllable band structure and topological phase transition in two-dimensional hydrogenated arsenene

作者:Wang, YP (Wang, Ya-ping)[1] ; Ji, WX (Ji, Wei-xiao)[1] ; Zhang, CW (Zhang, Chang-wen)[1] ; Li, P (Li, Ping)[1] ; Li, F (Li, Feng)[1] ; Ren, MJ (Ren, Miao-juan)[1] ; Chen, XL (Chen, Xin-Lian)[1] ; Yuan, M (Yuan, Min)[1] ; Wang, PJ (Wang, Pei-ji)[1]

SCIENTIFIC REPORTS 卷: 6

文献号: 20342

DOI: 10.1038/srep20342

出版年: FEB 3 2016

作者信息

通讯作者地址: Zhang, CW (通讯作者)

Univ Jinan, Sch Phys & Technol, Jinan 250022, Shandong, Peoples R China.

地址:

[1] Univ Jinan, Sch Phys & Technol, Jinan 250022, Shandong, Peoples R China

电子邮件地址:zhchwsd@163.com

文献信息

文献类型:Article

语种:English

入藏号: WOS:000369787900001

PubMed ID: 26839209

ISSN: 2045-2322

6.被引频次 31 (济南大学是第 1 作者和通讯作者单位, 物理科学与技术学院)

Large-gap quantum spin Hall state in functionalized dumbbell stanene

作者:Wang, YP (Wang, Ya-ping)[1] ; Ji, WX (Ji, Wei-xiao)[1] ; Zhang, CW (Zhang, Chang-wen)[1] ; Li, P (Li, Ping)[1] ; Li, F (Li, Feng)[1] ; Wang, PJ (Wang, Pei-ji)[1] ; Li, SS (Li, Sheng-shi)[2] ; Yan, SS (Yan, Shi-shen)[2]

APPLIED PHYSICS LETTERS 卷: 108 期: 7

文献号: 073104

DOI: 10.1063/1.4942380

出版年: FEB 15 2016

作者信息

通讯作者地址: Zhang, CW (通讯作者)

Univ Jinan, Sch Phys & Technol, Jinan 250022, Shandong, Peoples R China.

地址:

[1] Univ Jinan, Sch Phys & Technol, Jinan 250022, Shandong, Peoples R China

[2] Shandong Univ, Sch Phys, State Key Lab Crystal Mat, Jinan 250100, Shandong, Peoples R China

电子邮件地址:zhchwsd@163.com

文献类型:Article

语种:English

入藏号: WOS:000373056400037

ISSN: 0003-6951

eISSN: 1077-3118

7.被引频次 26 (济南大学是第 1 作者和通讯作者单位, 物理科学与技术学院)

Room Temperature Quantum Spin Hall Insulator in Ethynyl-Derivative Functionalized Stanene Films

作者:Zhang, RW (Zhang, Run-wu)[1] ; Zhang, CW (Zhang, Chang-wen)[1] ; Ji, WX (Ji, Wei-xiao)[1] ; Li, SS (Li, Sheng-shi)[1,2] ; Yan, SS (Yan, Shi-shen)[2] ; Hu, SJ (Hu,

Shu-jun)[2] ; Li, P (Li, Ping)[1] ; Wang, PJ (Wang, Pei-ji)[1] ; Li, F (Li, Feng)[1]

SCIENTIFIC REPORTS 卷: 6

文献号: 18879

DOI: 10.1038/srep18879

出版年: JAN 5 2016

作者信息

通讯作者地址: Zhang, CW (通讯作者)

Univ Jinan, Sch Phys & Technol, Jinan 250022, Shandong, Peoples R China.

地址:

[1] Univ Jinan, Sch Phys & Technol, Jinan 250022, Shandong, Peoples R China

[2] Shandong Univ, State Key Lab Crystal Mat, Sch Phys, Jinan 250100, Shandong, Peoples R China

文献信息

文献类型:Article

语种:English

入藏号: WOS:000368378600001

PubMed ID: 26728874

ISSN: 2045-2322

7.3.2 生物和生物化学学科现状分析

生物和生物化学 2018 年 1 月国内高校 ESI 排名如表-13 所示。可以看出排在前 10 位的高校分别是上海交通大学、中科院大学、浙江大学、北京大学、清华大学、复旦大学、中山大学、山东大学、武汉大学和四川大学。在表-13 中,排名第 1 位的上海交通大学至排名第 51 位的郑州大学,其生物和生物化学学科进入了 ESI 的前 1%行列。我校的生物和生物化学按照 ESI 总被引频次在国内高校排名第 83 位,省内高校第 4 位。

表-13 ESI 生物与生物化学国内高校排名

排名	机构名称	Web of Science 论文数	学科规范化的引文影响力	被引频次	论文被引百分比	国际合作论文
1	Shanghai Jiao Tong University	4542	0.9	57477	79.68	1131
2	University of Chinese Academy of	3702	1.06	49255	83.47	741

排名	机构名称	Web of Science 论文数	学科规范化的引文影响力	被引频次	论文被引百分比	国际合作论文
	Sciences, CAS					
3	Zhejiang University	3839	0.87	46504	81.17	948
4	Peking University	3240	0.99	44399	81.48	955
5	Tsinghua University	2493	1.2	43191	87.48	798
6	Fudan University	3309	0.85	41115	79.15	921
7	Sun Yat Sen University	2555	0.94	32700	78.86	602
8	Shandong University	2899	0.8	30152	77.99	638
9	Wuhan University	1783	0.92	23096	79.81	380
10	Sichuan University	2210	0.8	22667	77.65	445
11	China Agricultural University	1520	1	21012	85.72	470
12	Huazhong University of Science & Technology	1953	0.86	20587	78.39	522
13	University of Science & Technology of China	1208	1.05	19208	85.26	327
14	South China University of Technology	945	1.38	18518	84.23	220
15	Nankai University	1243	0.99	17324	88.25	364
16	Jiangnan University	1719	0.78	16915	81.85	378
17	Nanjing University	1334	0.93	16553	81.63	314
18	Jilin University	1901	0.71	16465	74.33	519
19	Tongji University	1672	0.85	16309	75.96	404
20	East China University of Science & Technology	1385	0.89	16289	87.22	232
21	Harbin Institute of Technology	1052	1.41	15306	85.36	339
22	Central South University	1635	0.77	15213	76.88	444
23	Nanjing Agricultural University	1174	0.91	14502	84.41	224
24	Suzhou University	1369	0.84	14154	75.38	345
25	Xiamen University	1082	0.88	13377	82.53	364
26	Dalian University of Technology	884	0.99	12906	87.33	208
27	Nanjing Medical University	1430	0.79	12699	74.2	251
28	Fourth Military Medical University	1076	0.9	12647	81.41	235
29	Tianjin University	975	1.04	11747	82.15	214
30	Huazhong Agricultural University	1160	0.88	11539	82.07	284
31	Second Military Medical University	1175	0.74	11167	79.83	212
32	Harbin Medical University	1154	0.8	11127	81.02	259
33	Southeast University - China	764	1.15	11117	79.58	168
34	Xi'an Jiaotong University	1198	0.73	9835	75.71	383
35	Third Military Medical University	1061	0.67	9184	78.23	190

排名	机构名称	Web of Science 论文数	学科规范化的引文影响力	被引频次	论文被引百分比	国际合作论文
36	Capital Medical University	1307	0.61	8956	68.17	279
37	Ocean University of China	773	0.77	8811	84.61	168
38	Northwest A&F University - China	935	0.92	8674	81.6	258
39	Jinan University	817	0.82	8509	80.17	174
40	Hunan University	420	1.53	8444	87.62	71
41	Tianjin Medical University	790	0.82	8183	74.3	192
42	Southern Medical University - China	1018	0.66	8048	69.35	238
43	Lanzhou University	746	0.75	8043	81.23	93
44	China Medical University	999	0.62	7992	77.58	249
45	Beijing University of Chemical Technology	557	1.19	7745	85.28	144
46	Shanghai University	470	1.03	7069	81.06	155
47	Shenzhen University	392	1.25	6793	69.13	121
48	Southwest University - China	595	0.91	6771	79.66	138
49	East China Normal University	540	0.92	6414	83.7	231
50	Beijing Normal University	514	0.92	6404	84.63	131
51	Zhengzhou University	1141	0.56	6107	57.41	156
52	China Pharmaceutical University	697	0.73	6074	81.92	126
53	Nanjing Tech University	496	0.92	6014	83.06	56
54	Chongqing Medical University	755	0.7	5939	70.73	162
55	University of Electronic Science & Technology of China	267	2.27	5690	74.91	75
56	Wenzhou Medical University	896	0.62	5624	66.29	258
57	University Town of Shenzhen	379	1.84	5294	87.07	121
58	Nanchang University	589	0.87	5067	72.5	144
59	Tianjin University Science & Technology	499	0.88	5049	78.76	98
60	Chongqing University	474	0.9	4972	84.81	123
61	Anhui Medical University	566	0.76	4779	70.85	107
62	Zhejiang University of Technology	479	0.82	4696	82.46	86
63	Donghua University	262	1.48	4644	88.55	133
64	South China Normal University	269	1	4353	84.01	49
65	Sichuan Agricultural University	522	0.68	4331	75.1	109
66	South China Agricultural University	482	0.73	4244	77.18	108
67	Jiangsu University	523	0.79	4159	72.85	103
68	Northeast Agricultural University - China	499	0.8	4106	81.16	59

排名	机构名称	Web of Science 论文数	学科规范化的引文影响力	被引频次	论文被引百分比	国际合作论文
69	Shantou University	378	0.68	4071	79.63	69
70	Beijing Forestry University	338	1.17	4004	81.66	73
71	Hunan Normal University	303	0.77	3994	87.46	88
72	Nanjing Normal University	365	0.7	3821	83.29	53
73	Dalian Medical University	466	0.71	3740	70.82	106
74	Shanghai University of Traditional Chinese Medicine	355	0.83	3717	77.46	107
75	Yangzhou University	394	0.8	3702	79.7	72
76	Northeast Forestry University - China	308	0.76	3551	76.95	81
77	Guangzhou Medical University	527	0.66	3514	67.55	101
78	Shenyang Pharmaceutical University	315	0.78	3457	87.62	82
79	Guangxi University	285	0.86	3391	82.81	54
80	North China University of Science & Technology	135	2.52	3268	79.26	39
81	Qingdao University of Science & Technology	161	0.95	3060	90.68	23
82	Beijing University of Technology	294	1.01	3056	80.61	56
83	University of Jinan	312	0.88	3050	76.92	46
84	Yunnan University	232	0.74	3039	85.78	61
85	Qingdao University	552	0.59	3023	64.86	64
86	Shanxi University	283	0.78	2979	84.45	55
87	Nantong University	409	0.68	2953	76.04	59
88	Northeast Normal University - China	278	0.79	2918	79.5	53
89	Beijing Institute of Technology	213	0.91	2896	84.51	55
90	Hebei Medical University	490	0.53	2866	65.1	96
91	Shandong Agricultural University	296	0.68	2816	82.43	45
92	Northwest University Xi'an	310	0.75	2811	79.03	64
93	University of South China	316	0.63	2716	79.11	72
94	Central China Normal University	241	0.9	2637	82.57	83
95	Hunan University of Technology	42	4.44	2625	95.24	3
96	Hefei University of Technology	199	0.93	2479	78.39	49
97	Guangxi Medical University	401	0.58	2382	62.34	77
98	Shanghai Normal University	166	0.98	2307	87.95	50
99	Hangzhou Normal University	268	0.98	2246	80.22	60
100	Fuzhou University	219	0.79	2233	83.56	58

我校生物和生物化学共有 4 篇高被引论文，如图-13 所示：



图-13 济南大学生物与生物化学高被引论文

详细记录：

1. 被引频次 169（第 4 作者单位山东省肿瘤医院，生命医学院附属医院）

Significance of serum microRNAs in pre-diabetes and newly diagnosed type 2 diabetes: a clinical study

作者: Kong, L (Kong, Lei)[1]; Zhu, JJ (Zhu, Junjie)[2,3]; Han, WX (Han, Wenxia)[1]; Jiang, XY (Jiang, Xiuyun)[1]; Xu, M (Xu, Min)[4,5]; Zhao, Y (Zhao, Yue)[2,3]; Dong, QZ (Dong, Qiongzhu)[2,3]; Pang, ZF (Pang, Zengfen)[4,5]; Guan, QB (Guan, Qingbo)[1]; Gao, L (Gao, Ling)[1]

ACTA DIABETOLOGICA 卷: 48 期: 1 页: 61-69

DOI: 10.1007/s00592-010-0226-0 出版年: MAR 2011

作者信息

通讯作者地址: Gao, L (通讯作者)

Shandong Univ, Prov Hosp, Dept Endocrinol, 324 Jingwu Rd, Jinan 250021, Peoples R China.

地址: [1] Shandong Univ, Prov Hosp, Dept Endocrinol, Jinan 250021, Peoples R China

[2] Fudan Univ, Liver Canc Inst, Shanghai 200433, Peoples R China

[3] Fudan Univ, Zhongshan Hosp, Shanghai 200433, Peoples R China

[4] Shandong Prov Tumour Hosp, Jinan 250117, Peoples R China

[5] Inst Oncol, Jinan 250117, Peoples R China

电子邮件地址: prof.gao161@163.com; jjzhao@medmail.com.cn; drzhaolei@hotmail.com

文献信息

文献类型: Article 语种: English

入藏号: WOS:000288016800009

PubMed ID: 20857148 ISSN: 0940-5429

2.被引频次 123 (济南大学是第 1 作者和通讯作者单位, 化学化工学院)

Highly selective adsorption of lead ions by water-dispersible magnetic chitosan/graphene oxide composites

作者:Fan, LL (Fan, Lulu)[1]; Luo, CN (Luo, Chuannan)[1]; Sun, M (Sun, Min)[1]; Li, XJ (Li, Xiangjun)[1]; Qiu, HM (Qiu, Huamin)[1]

COLLOIDS AND SURFACES B-BIOINTERFACES 卷: 103 页: 523-529

DOI: 10.1016/j.colsurfb.2012.11.006

出版年: MAR 1 2013

作者信息

通讯作者地址: Luo, CN (通讯作者)

Univ Jinan, Sch Chem & Chem Engrn, Key Lab Chem Sensing & Anal Univ Shandong, Jinan 250022, Peoples R China.

地址:

[1] Univ Jinan, Sch Chem & Chem Engrn, Key Lab Chem Sensing & Anal Univ Shandong, Jinan 250022, Peoples R China

电子邮件地址:chm_luocn@ujn.edu.cn

文献信息

文献类型:Article

语种:English

入藏号: WOS:000315127000069

PubMed ID: 23261576

ISSN: 0927-7765

eISSN: 1873-4367

3.引用频次 101 (济南大学是第 1 作者和通讯作者单位, 化学化工学院)

Adsorbent for chromium removal based on graphene oxide functionalized with magnetic cyclodextrin-chitosan

作者:Li, LL (Li, Leilei)[1]; Fan, LL (Fan, Lulu)[1]; Sun, M (Sun, Min)[1]; Qiu, HM (Qiu, Huamin)[1]; Li, XJ (Li, Xiangjun)[1]; Duan, HM (Duan, Huimin)[1]; Luo, CN (Luo, Chuannan)[1]

COLLOIDS AND SURFACES B-BIOINTERFACES 卷: 107 页: 76-83

DOI: 10.1016/j.colsurfb.2013.01.074

出版年: JUL 1 2013

作者信息

通讯作者地址: Luo, CN (通讯作者)

Univ Jinan, Sch Chem & Chem Engrn, Shandong Univ, Key Lab Chem Sensing & Anal, Jinan 250022, Peoples R China.

地址:[1] Univ Jinan, Sch Chem & Chem Engrn, Shandong Univ, Key Lab Chem Sensing & Anal, Jinan 250022, Peoples R China

电子邮件地址:haoyunlileilei@163.com

文献信息

文献类型:Article 语种:English

入藏号: WOS:000318141900010

PubMed ID: 23466545 ISSN: 0927-7765

4. 被引频次 91 (第 3 作者单位生命医学院附属医院山东省肿瘤医院)

Silencing of Long Noncoding RNA MALAT1 by miR-101 and miR-217 Inhibits Proliferation, Migration, and Invasion of Esophageal Squamous Cell Carcinoma Cells

作者: Wang, XY (Wang, Xinyu)[1]; Li, M (Li, Meng)[1]; Wang, ZQ (Wang, Zhiqiong)[1]; Han, SC (Han, Sichong)[1]; Tang, XH (Tang, Xiaohu)[1]; Ge, YX (Ge, Yunxia)[1]; Zhou, LQ (Zhou, Liqing)[2]; Zhou, CC (Zhou, Changchun)[3]; Yuan, QP (Yuan, Qipeng)[1]; Yang, M (Yang, Ming)[1]

JOURNAL OF BIOLOGICAL CHEMISTRY 卷: 290 期: 7 页: 3925-3935

DOI: 10.1074/jbc.M114.596866 出版年: FEB 13 2015

作者信息

通讯作者地址: Yang, M (通讯作者)

Beijing Univ Chem Technol, Coll Life Sci & Technol, POB 53, Beijing 100029, Peoples R China.

地址:

[1] Beijing Univ Chem Technol, Coll Life Sci & Technol, Beijing Lab Biomed Mat, State Key Lab Chem Resource Engr, Beijing 100029, Peoples R China

[2] Huaian 2 Hosp, Dept Radiat Oncol, Huaian 223002, Jiangsu, Peoples R China

[3] Shandong Acad Med Sci, Shandong Canc Hosp, Clin Lab, Jinan 250117, Shandong, Peoples R China

电子邮件地址: yangm@mail.buct.edu.cn

文献信息

文献类型: Article

语种: English

入藏号: WOS:000349458400004

PubMed ID: 25538231

ISSN: 0021-9258

eISSN: 1083-351X

7.3.3 数学学科现状分析

数学 2018 年 1 月国内高校 ESI 排名如表-14 所示。可以看出排在前 10 位的高校分别是北京大学、复旦大学、兰州大学、哈尔滨工业大学、北京师范大学、山东大学、清华大学、上海交通大学、南开大学和浙江大学。在表-14 中, 排名第 1 位的北京大学至排名第 30 位的天津工业大学, 其数学进入了 ESI 的前 1% 行列。我校的数学按照 ESI 总被引频次在国内高校排名第 97 位, 省内高校第 6 位。

表-14 ESI 数学国内高校排名

排名	机构名称	Web of Science 论文数	学科规范化的引文影响力	被引频次	论文被引百分比	国际合作论文
1	Peking University	1924	1.11	10826	67.78	650
2	Fudan University	1795	1.14	9514	70.36	576
3	Lanzhou University	1116	1.57	8723	75.18	199
4	Beijing Normal University	1681	1.24	8469	69.6	490
5	Harbin Institute of Technology	1438	1.41	8441	66.13	330
6	Shandong University	1757	1.03	8315	66.36	407
7	Tsinghua University	1551	1.02	8077	68.99	493
8	Shanghai Jiao Tong University	1452	1.22	8026	68.39	494
9	Nankai University	1642	1.12	7954	69.31	449
10	Zhejiang University	1782	0.89	7731	65.38	484
11	Southeast University - China	1199	1.58	7719	67.39	278
12	University of Science & Technology of China	1406	1.08	7046	67.71	486
13	Shanghai University	1315	1.11	6981	66.54	311
14	Xiamen University	1287	1.21	6889	63.56	342
15	Sun Yat Sen University	1349	1.03	6556	69.09	376
16	East China Normal University	1584	0.93	6505	67.49	429
17	Central South University	1197	1.7	6371	70.01	175
18	Nanjing University	1307	1.07	6324	65.72	289
19	Xi'an Jiaotong University	1105	1.13	6112	68.6	242
20	South China Normal University	1265	0.88	5823	67.59	175
21	Shanghai Normal University	1012	1.06	5820	67.09	352
22	Dalian University of Technology	1355	0.84	5585	64.58	192
23	Wuhan University	1217	1.05	5190	66.47	308
24	Huazhong University of Science & Technology	948	1.18	5037	69.73	205
25	Sichuan University	1197	0.84	4917	64.33	272
26	Zhejiang Normal University	974	1.14	4667	65.91	232
27	Xiangtan University	494	2.66	4566	70.45	114
28	Donghua University	449	1.93	4506	72.38	90
29	Chongqing University	951	1.09	4365	66.14	120
30	Tianjin Polytechnic University	673	1.52	4349	64.64	246
31	Qufu Normal University	767	1.28	4172	66.23	179
32	Hunan University	838	1.07	4092	64.8	142
33	Beijing Institute of Technology	901	1	4071	66.7	191

排名	机构名称	Web of Science 论文数	学科规范化的引文影响力	被引频次	论文被引百分比	国际合作论文
34	Northeast Normal University - China	752	1.45	3998	64.36	204
35	Suzhou University	947	0.91	3949	66	182
36	Nanjing Normal University	1076	0.79	3900	57.99	157
37	Jilin University	1042	0.88	3800	60.17	164
38	South China University of Technology	668	1.16	3726	64.22	156
39	Tongji University	953	0.97	3688	64.43	173
40	Jiangnan University	254	2.37	3508	63.39	43
41	University of Electronic Science & Technology of China	721	1.54	3399	65.33	137
42	Southwest University - China	747	1.22	3319	59.44	158
43	Central China Normal University	818	1.1	3310	66.87	237
44	Capital Normal University	668	0.95	3091	62.57	185
45	China University of Mining & Technology	766	2.21	3046	58.22	104
46	Beihang University	747	1.04	3009	62.92	155
47	Fuzhou University	451	1.25	2787	70.07	70
48	Anhui University	507	1.44	2679	69.82	68
49	Henan Polytech University	555	1.32	2631	70.45	94
50	Beijing University of Technology	583	0.88	2543	59.52	98
51	Nanjing Institute of Technology	519	1.27	2521	63.01	104
52	Beijing Jiaotong University	632	1.12	2474	58.7	158
53	Yunnan University	564	1.13	2474	66.31	88
54	Jiangsu Normal University	625	0.88	2427	63.36	133
55	Henan Normal University	676	0.82	2377	57.1	70
56	Xinjiang University	580	0.86	2377	61.55	86
57	Nanjing University of Aeronautics & Astronautics	684	0.92	2376	60.23	129
58	Hunan Normal University	621	0.79	2275	63.61	137
59	Nanjing University of Science & Technology	441	1.36	2260	63.27	100
60	Northwest Normal University - China	610	0.77	2167	57.7	35
61	Shanxi University	504	1.07	2097	59.13	70
62	Jiangsu University	384	1.18	2082	62.24	55
63	Shandong University of Science & Technology	309	2.77	2070	73.46	39
64	North China Electric Power University	378	1.16	2067	64.02	69
65	Tianjin University	679	0.95	2052	59.06	120

排名	机构名称	Web of Science 论文数	学科规范化的引文影响力	被引频次	论文被引百分比	国际合作论文
66	Shantou University	297	1.19	2012	66.33	69
67	Zhengzhou University	495	0.98	2011	66.46	60
68	Shaanxi Normal University	448	0.89	1959	61.61	67
69	University of Chinese Academy of Sciences, CAS	513	0.9	1914	59.26	90
70	Jiaying University	119	1.98	1855	68.91	35
71	Huzhou University	299	1.52	1851	75.25	33
72	Changsha University of Science & Technology	353	1.17	1839	66.86	66
73	Nanjing University of Information Science & Technology	413	1.16	1816	65.86	88
74	Shanghai University of Finance & Economics	464	0.96	1798	56.03	209
75	Northeastern University - China	383	1.25	1746	60.84	85
76	Xidian University	472	0.86	1723	60.38	62
77	Renmin University of China	484	1.04	1707	58.68	162
78	Yunnan Normal University	247	1.88	1707	65.18	34
79	University of Science & Technology Beijing	256	1.53	1679	73.44	53
80	Guangzhou University	401	0.82	1671	54.36	63
81	Hangzhou Normal University	441	0.86	1657	61.9	117
82	Hohai University	455	1.01	1635	54.73	88
83	China University of Petroleum	443	1.04	1602	59.82	70
84	Chongqing Normal University	376	1.01	1593	59.04	74
85	Guizhou University	209	2.87	1578	64.59	48
86	Fujian Normal University	501	0.77	1503	60.28	67
87	East China University of Science & Technology	370	0.95	1499	60	79
88	Yangzhou University	424	1	1494	58.25	81
89	Harbin Normal University	228	1.16	1492	70.18	62
90	Beijing University of Posts & Telecommunications	303	1.44	1490	64.36	45
91	Anhui Normal University	323	1	1459	65.63	42
92	Changshu Institute of Technology	206	1.39	1390	74.27	24
93	Henan University	394	0.75	1383	57.87	62
94	Yantai University	268	1.45	1376	67.91	75
95	Jiaying University	312	1.1	1361	62.82	31

排名	机构名称	Web of Science 论文数	学科规范化的引文影响力	被引频次	论文被引百分比	国际合作论文
96	Northwestern Polytechnical University	510	0.97	1355	56.08	118
97	University of Jinan	297	1.1	1336	58.59	65
98	Northwest University Xi'an	362	0.79	1323	54.7	29
99	Nanchang University	383	0.78	1303	56.66	23
100	Lanzhou Jiaotong University	230	1.01	1300	69.57	48

我校数学共有 3 篇高被引论文，如图-14 所示：

- 1

POSITIVE SOLUTIONS FOR BOUNDARY VALUE PROBLEMS OF NONLINEAR FRACTIONAL DIFFERENTIAL EQUATIONS Times Cited: 55

By: ZHAO, YG; SUN, SR; HAN, ZL; et al
 Source: APPL MATH COMPUT 217 (16): 6950-6958 APR 15 2011
 Research Fields: MATHEMATICS
- 2

LEAST SQUARE REGRESSION WITH INDEFINITE KERNELS AND COEFFICIENT REGULARIZATION Times Cited: 47

By: SUN, HW; WU, QA;
 Source: APPL COMPUT HARMONIC ANAL 30 (1): 96-109 JAN 2011
 Research Fields: MATHEMATICS
- 3

POSITIVE SOLUTIONS TO BOUNDARY VALUE PROBLEMS OF NONLINEAR FRACTIONAL DIFFERENTIAL EQUATIONS Times Cited: 46

By: ZHAO, YG; SUN, SR; HAN, ZL; et al
 Source: ABSTR APPL ANAL : - 2011
 Research Fields: MATHEMATICS

图-14 济南大学数学高被引论文

详细记录：

1.被引频次 55（济南大学是第 1 作者和通讯作者单位，数学科学学院）

Positive solutions for boundary value problems of nonlinear fractional differential equations
 作者:Zhao, YG (Zhao, Yige)[1] ; Sun, SR (Sun, Shurong)[1] ; Han, ZL (Han, Zhenlai)[1,2] ;
 Zhang, M (Zhang, Meng)[1]

APPLIED MATHEMATICS AND COMPUTATION 卷: 217 期: 16 页: 6950-6958

DOI: 10.1016/j.amc.2011.01.103

出版年: APR 15 2011

作者信息

通讯作者地址: Sun, SR (通讯作者)

Univ Jinan, Sch Sci, Jinan 250022, Shandong, Peoples R China.

地址:

[1] Univ Jinan, Sch Sci, Jinan 250022, Shandong, Peoples R China

[2] Shandong Univ, Sch Control Sci & Engr, Jinan 250061, Shandong, Peoples R China
电 子 邮 件 地 址 :zhaoeager@126.com; sshrong@163.com; hanzhenlai@163.com;
zhang123meng@163.com

文献信息

文献类型:Article 语种:English

入藏号: WOS:000288064600017

ISSN: 0096-3003

2.被引频次 47 (济南大学是第 2 作者单位, 数学科学学院)

Least square regression with indefinite kernels and coefficient regularization

作者:Sun, HW (Sun, Hongwei)[2] ; Wu, QA (Wu, Qiang)[1]

APPLIED AND COMPUTATIONAL HARMONIC ANALYSIS 卷: 30 期: 1 页: 96-109

DOI: 10.1016/j.acha.2010.04.001

出版年: JAN 2011

作者信息

通讯作者地址: Wu, QA (通讯作者)

Michigan State Univ, Dept Math, E Lansing, MI 48824 USA.

地址:

[1] Michigan State Univ, Dept Math, E Lansing, MI 48824 USA

[2] Univ Jinan, Sch Sci, Jinan 250022, Peoples R China

地址:ss_sunhw@ujn.edu.cn; wuqiang@math.msu.edu

文献类型:Article 语种:English

入藏号: WOS:000285223600006

ISSN: 1063-5203 eISSN: 1096-603X

3.被引频次 46 (济南大学是第 1 作者和通讯作者单位, 数学科学学院)

Positive Solutions to Boundary Value Problems of Nonlinear Fractional Differential Equations

作者:Zhao, YG (Zhao, Yige)[1] ; Sun, SR (Sun, Shurong)[1,2] ; Han, ZL (Han, Zhenlai)[1] ; Li, QP (Li, Qiuping)[1]

ABSTRACT AND APPLIED ANALYSIS

文献号: 390543

DOI: 10.1155/2011/390543

出版年: 2011

作者信息

通讯作者地址: Sun, SR (通讯作者)

Univ Jinan, Sch Sci, Jinan 250022, Shandong, Peoples R China.

地址:

[1] Univ Jinan, Sch Sci, Jinan 250022, Shandong, Peoples R China

[2] Missouri Univ Sci & Technol Rolla, Dept Math & Stat, Rolla, MO 65409 USA

电子邮件地址:sshrong@163.com

文献信息

文献类型:Article 语种:English

入藏号: WOS:000286231200001

ISSN: 1085-3375

7.3.4 农业科学学科现状分析

农业科学 2018 年 1 月国内高校 ESI 排名如表-15 所示。可以看出排在前 10 位的高校分别是中国农业大学、浙江大学、南京农业大学、江南大学、中国科学院大学、西北农林科技大学、华南理工大学、华中农业大学、南昌大学和上海交通大学。在表-16 中 排名第 1 位的中国农业大学至排名第 49 的青岛农业大学，其农业科学进入了 ESI 的前 1%行列。我校的农业科学按照 ESI 总被引频次在国内高校排名第 132 位，省内高校第 9 位。

表-15 ESI 农业科学国内高校排名

排名	机构名称	Web of Science 论文数	学科规范化的引文影响力	被引频次	论文被引百分比	国际合作论文
1	China Agricultural University	4346	1.33	46448	80.67	1519
2	Zhejiang University	2441	1.38	28165	84.02	684
3	Nanjing Agricultural University	2525	1.39	25308	81.07	640
4	Jiangnan University	2228	1.54	23993	82.27	707
5	University of Chinese Academy of Sciences, CAS	2096	1.48	23256	81.68	644
6	Northwest A&F University - China	2437	1.29	20717	77.31	815
7	South China University of Technology	1351	2.04	17029	84.83	368
8	Huazhong Agricultural University	1610	1.28	14404	82.73	383
9	Nanchang University	664	1.97	7718	81.48	237
10	Shanghai Jiao Tong University	726	1.28	6441	80.44	273
11	Shandong Agricultural University	763	1	5831	77.06	95
12	South China Agricultural University	899	0.94	5785	72.53	268
13	Beijing Normal University	467	1.59	5649	83.08	150
14	Lanzhou University	481	1.41	5440	83.99	200
15	Sun Yat Sen University	412	1.59	4861	82.04	70
16	Peking University	379	1.62	4836	85.49	143
17	Beijing Forestry University	518	1.33	4798	77.41	158
18	Northeast Agricultural University - China	737	0.91	4628	71.37	142
19	Jilin University	451	1.47	4551	73.84	108

排名	机构名称	Web of Science 论文数	学科规范化的引文影响力	被引频次	论文被引百分比	国际合作论文
20	Ocean University of China	437	1.36	4461	76.66	114
21	Yangzhou University	523	1.23	4237	75.91	120
22	Sichuan University	383	1.34	4126	78.59	73
23	Tianjin University Science & Technology	509	1.39	4104	75.25	133
24	Sichuan Agricultural University	676	0.9	3782	71.01	143
25	Southwest University - China	576	1.1	3716	73.44	137
26	Jiangsu University	503	1.32	3674	70.97	140
27	Nankai University	240	1.57	3438	90	52
28	Hunan Agricultural University	373	1.15	3359	71.31	119
29	Shaanxi Normal University	270	1.56	3096	72.96	57
30	Henan Institute of Science & Technology	391	0.9	3018	66.24	57
31	Wuhan University	256	1.6	2994	82.81	64
32	Tianjin University	271	1.43	2965	79.34	33
33	Zhejiang Gongshang University	281	1.54	2830	82.92	69
34	Nanjing University	271	1.32	2787	84.87	64
35	Nanjing Normal University	268	1.36	2708	80.97	80
36	Hebei Agricultural University	335	0.94	2644	62.99	64
37	Northeast Forestry University - China	251	1.58	2531	80.88	71
38	Jinan University	343	1.58	2512	74.64	84
39	Guangxi University	297	1.16	2487	75.08	53
40	Henan Agricultural University	354	0.95	2404	73.73	81
41	Inner Mongolia Agricultural University	289	0.95	2328	72.32	108
42	Fudan University	213	1.5	2308	84.04	92
43	Harbin Institute of Technology	221	1.25	2296	83.26	75
44	Xiamen University	188	1.48	2264	81.38	60
45	Henan University of Technology	282	1.4	2166	77.3	41
46	Huazhong University of Science & Technology	222	1.53	2150	82.43	58
47	Shenyang Agricultural University	480	0.8	2149	66.88	109
48	Fujian Agriculture & Forestry University	422	1.17	2147	71.33	150
49	Qingdao Agricultural University	327	1.09	2133	69.42	71
50	Zhejiang University of Technology	205	1.63	2067	80.49	33

排名	机构名称	Web of Science 论文数	学科规范化的引文影响力	被引频次	论文被引百分比	国际合作论文
51	Shandong University	177	1.29	2034	83.62	26
52	East China University of Science & Technology	186	1.26	1918	81.72	29
53	Shanghai Ocean University	205	1.44	1897	75.61	77
54	Gansu Agricultural University	256	0.96	1877	73.83	94
55	Anhui Agricultural University	297	1.01	1831	68.69	78
56	Zhejiang A&F University	277	1.32	1816	80.87	105
57	Central South University	139	2.21	1711	79.86	32
58	Hefei University of Technology	215	1.68	1516	71.63	27
59	Tsinghua University	166	1.63	1493	81.33	61
60	Shihezi University	212	1.15	1469	70.28	33
61	Beijing Technology & Business University	249	1.18	1464	61.04	64
62	Henan University of Science & Technology	190	0.89	1374	63.68	27
63	China Pharmaceutical University	120	1.34	1294	84.17	18
64	Kunming University of Science & Technology	142	1.28	1282	73.24	25
65	Shanghai Normal University	77	1.85	1253	79.22	20
66	Suzhou University	189	1.16	1251	69.31	61
67	Nanjing Forestry University	208	0.98	1223	69.23	77
68	Nanjing University of Finance & Economics	139	1.89	1219	74.1	58
69	Shanxi University	125	1.24	1197	77.6	32
70	Northeast Normal University - China	118	1.09	1173	77.97	27
71	Guizhou University	123	1.1	1155	62.6	17
72	Jiangxi Agricultural University	197	1.14	1154	72.59	50
73	Yangtze University	167	1.22	1120	71.26	61
74	Wuhan Polytechnic University	140	1.79	1072	82.14	59
75	East China Normal University	92	1.81	1043	88.04	32
76	Ningbo University	159	1.24	1041	67.92	18
77	Fuzhou University	126	1.15	1038	76.98	20
78	Yunnan Agricultural University	171	0.77	1035	73.1	56
79	Nanjing University of Information Science & Technology	137	1.55	1025	81.02	61
80	Shenyang Pharmaceutical University	108	1.57	1003	81.48	19
81	Jiangsu Normal University	58	1.49	998	75.86	11

排名	机构名称	Web of Science 论文数	学科规范化的引文影响力	被引频次	论文被引百分比	国际合作论文
82	Dalian University of Technology	79	1.03	992	65.82	27
83	Hohai University	226	0.84	982	65.49	67
84	Beijing University of Chemical Technology	105	1.38	970	88.57	37
85	China University of Geosciences	113	1.15	961	61.95	30
86	Harbin Medical University	90	1.19	951	84.44	24
87	Central China Normal University	79	1.57	948	79.75	5
88	Jilin Agricultural University	180	0.99	935	70.56	35
89	Yunnan University	90	1.18	870	85.56	23
90	Jimei University	120	1.25	846	85.83	50
91	Hebei University	89	1.38	839	74.16	11
92	Dalian Polytechnic University	151	1.19	836	55.63	66
93	Tongji University	76	1.41	834	84.21	17
94	Hubei University of Technology	142	1.32	834	72.54	67
95	Hangzhou Normal University	108	1.47	822	74.07	30
96	Bohai University	109	1.6	806	76.15	20
97	Fujian Normal University	75	1.65	803	78.67	33
98	Capital Normal University	82	1.03	793	81.71	38
99	Central South University of Forestry & Technology	130	1.01	781	76.15	49
100	Xinjiang Agricultural University	99	1.3	773	77.78	30
101	Northwest University Xi'an	117	1.15	772	76.07	23
102	Hainan University	160	1.12	747	63.13	29
103	Huaihai Institute of Technology	64	1.52	742	71.88	10
104	Shanxi Agricultural University	159	0.77	740	58.49	59
105	South China Normal University	73	1.22	735	82.19	11
106	Fourth Military Medical University	47	1.86	732	87.23	6
107	Capital Medical University	77	1.19	715	80.52	13
108	Guangdong Ocean University	100	0.85	708	71	18
109	Shanghai Institute of Technology	106	1.37	701	71.7	38
110	Zhengzhou University	101	1.27	693	70.3	14
111	Qilu University of Technology	104	0.9	688	70.19	12
112	Zhejiang Normal University	73	1.13	678	84.93	9
113	Shandong University of Technology	80	1.13	676	73.75	15
114	Zhengzhou University of Light Industry	69	1.27	662	72.46	17
115	Shanxi Normal University	65	1.58	661	72.31	7

排名	机构名称	Web of Science 论文数	学科规范化的引文影响力	被引频次	论文被引百分比	国际合作论文
116	Xi'an Jiaotong University	108	1.53	656	68.52	26
117	Shanghai University	70	1.02	646	80	7
118	Dalian Ocean University	32	1.82	634	62.5	12
119	Hebei University of Science & Technology	77	1.29	627	75.32	8
120	Renmin University of China	78	0.98	620	73.08	44
121	Hunan Normal University	49	1.17	617	71.43	9
122	Southern Medical University - China	76	1.76	606	71.05	15
123	Ludong University	65	1.3	602	80	12
124	Shanghai University of Traditional Chinese Medicine	42	1.67	600	85.71	11
125	Yantai University	68	1.21	589	75	7
126	Southeast University - China	65	1.32	582	75.38	20
127	Zhejiang Ocean University	94	1.16	554	74.47	5
128	Wenzhou Medical University	39	1.83	553	76.92	14
129	Hunan University	43	2.78	527	72.09	5
130	China Jiliang University	72	1.35	509	79.17	12
131	Nanjing University of Chinese Medicine	62	1.25	507	72.58	5
132	University of Jinan	47	1.56	507	70.21	8
133	Guangdong Pharmaceutical University	77	2.02	496	72.73	14
134	Guangxi Normal University	32	1.51	477	96.88	3
135	Tianjin University of Traditional Chinese Medicine	46	1.26	463	93.48	5
136	Tianjin Agricultural University	94	0.73	461	76.6	49
137	Anhui University of Science & Technology	87	0.79	459	68.97	16
138	Ningxia University	67	0.9	444	79.1	13
139	Chongqing University	77	1.3	433	74.03	16
140	Tianjin University of Commerce	67	1.02	431	74.63	14

我校农业科学有 2 篇高被引论文，如图-15 所示：

- | | | |
|---|---|---|
| 1 | <p>BAICALEIN PROTECTS AGAINST 6-OHDA-INDUCED NEUROTOXICITY THROUGH ACTIVATION OF KEAP1/NRF2/HO-1 AND INVOLVING PKC ALPHA AND PI3K/AKT SIGNALING PATHWAYS</p> <p>By: ZHANG, ZJ; CUI, W; LI, GH; et.al
 Source: J AGR FOOD CHEM 60 (33): 8171-8182 AUG 22 2012
 Research Fields: AGRICULTURAL SCIENCES</p> | Times Cited: 67 |
| 2 | <p>SPATIAL DISTRIBUTION, ECOLOGICAL RISK ASSESSMENT AND SOURCE IDENTIFICATION FOR HEAVY METALS IN SURFACE SEDIMENTS FROM DONGPING LAKE, SHANDONG, EAST CHINA</p> <p>By: WANG, YQ; YANG, LY; KONG, LH; et.al
 Source: CATENA 125: 200-205 FEB 2015
 Research Fields: AGRICULTURAL SCIENCES</p> | Times Cited: 27
 Research Front |

图-15 济南大学农业科学高被引论文

详细记录：

1.被引频次 67（非济南大学文章）

Baicalein Protects against 6-OHDA-Induced Neurotoxicity through Activation of Keap1/Nrf2/HO-1 and Involving PKC alpha and PI3K/AKT Signaling Pathways

作者:Zhang, ZJ (Zhang, Zaijun)[2,3,4] ; Cui, W (Cui, Wei)[1] ; Li, GH (Li, Guohui)[5] ; Yuan, S (Yuan, Shuai)[2,3] ; Xu, DP (Xu, Daping)[2,3] ; Hoi, MPM (Hoi, Maggie P. M.)[2,3] ; Lin, ZX (Lin, Zhixiu)[6] ; Dou, J (Dou, Juan)[7,8,9] ; Han, YF (Han, Yifan)[1] ; Lee, SMY (Lee, Simon M. Y.)[2,3]

JOURNAL OF AGRICULTURAL AND FOOD CHEMISTRY 卷: 60 期: 33 页: 8171-8182

DOI: 10.1021/jf301511m

出版年: AUG 22 2012

作者信息

通讯作者地址: Han, YF (通讯作者)

Hong Kong Polytech Univ, Inst Modern Med, Dept Appl Biol & Chem Technol, Hong Kong, Hong Kong, Peoples R China.

地址:

[1] Hong Kong Polytech Univ, Inst Modern Med, Dept Appl Biol & Chem Technol, Hong Kong, Hong Kong, Peoples R China

[2] Univ Macau, State Key Lab Qual Res Chinese Med, Taipa, Peoples R China

[3] Univ Macau, Inst Chinese Med Sci, Taipa, Peoples R China

[4] Jinan Univ, Coll Pharm, Inst New Drug Res, Guangdong Prov Key Lab Pharmacodynam Constituents, Jinan, Guangdong, Peoples R China

[5] Univ Hong Kong, Dept Chem, Hong Kong, Hong Kong, Peoples R China

[6] Chinese Univ Hong Kong, Sch Chinese Med, Hong Kong, Hong Kong, Peoples R China

[7] Sun Yat Sen Univ, Affiliated Hosp 3, Dept Pediat, Guangzhou 510275, Guangdong, Peoples R China

[8] Emory Univ, Dept Pharmacol, Sch Med, Atlanta, GA 30322 USA

[9] Emory Univ, Dept Neurol, Sch Med, Atlanta, GA 30322 USA

电子邮件地址:bcyfhan@polyu.edu.hk; simonlee@umac.mo

文献类型:Article 语种:English

入藏号: WOS:000307698900014

PubMed ID: 22838648 ISSN: 0021-8561

2.被引频次 27（济南大学是第 1 作者和通讯作者单位，资源与环境学院）

Spatial distribution, ecological risk assessment and source identification for heavy metals in surface sediments from Dongping Lake, Shandong, East China

作者:Wang, YQ (Wang, Yunqian)[1] ; Yang, LY (Yang, Liyuan)[1] ; Kong, LH (Kong, Linghao)[2] ; Liu, EF (Liu, Enfeng)[3] ; Wang, LF (Wang, Longfeng)[1] ; Zhu, JR (Zhu, Jingru)[1]

CATENA 卷: 125 页: 200-205

DOI: 10.1016/j.catena.2014.10.023

出版年: FEB 2015

作者信息

通讯作者地址: Yang, LY (通讯作者)

Univ Jinan, Dept Resources & Environm, Jinan 250022, Peoples R China.

地址:

[1] Univ Jinan, Dept Resources & Environm, Jinan 250022, Peoples R China

[2] Beijing Normal Univ, Dept Environm, Beijing 100875, Peoples R China

[3] Chinese Acad Sci, Nanjing Inst Geog & Limnol, Nanjing 210008, Jiangsu, Peoples R China

电子邮件地址:youngliyuan@126.com

文献类型:Article

语种:English

入藏号: WOS:000346398600020

ISSN: 0341-8162

eISSN: 1872-6887

7.3.5 计算机科学学科现状分析

计算机科学 2018 年 1 月国内高校 ESI 排名如表-16 所示。可以看出排在前 10 位的高校分别是清华大学、上海交通大学、浙江大学、华中科技大学、东南大学、西安电子科技大学、北京邮电大学、哈尔滨工业大学、西安交通大学和电子科技大学。在表-15 中，排名第 1 位的清华大学至排名第 45 位的河海大学，其计算机科学进入了 ESI 的前 1%行列。我校的计算机科学按照 ESI 总被引频次在国内高校排名第 119 位，省内高校第 8 位。

表-16 ESI 计算机科学国内高校排名

排名	机构名称	Web of Science 论文数	学科规范化的引文影响力	被引频次	论文被引百分比	国际合作论文
1	Tsinghua University	4297	1.21	36940	74.28	1698
2	Shanghai Jiao Tong University	2777	1.14	22298	72.63	1009
3	Zhejiang University	2820	1.1	21457	75.32	1116
4	Huazhong University of Science & Technology	2255	1.58	20952	74.68	930
5	Southeast University - China	2043	1.71	20331	72.25	754
6	Xidian University	2728	1.11	17305	69.61	848
7	Beijing University of Posts & Telecommunications	2681	1.01	15660	63.86	820
8	Harbin Institute of Technology	1785	1.61	13893	71.26	607
9	Xi'an Jiaotong University	1546	1.3	13764	73.48	493
10	University of Electronic Science & Technology of China	2023	1.18	13447	66.29	762
11	University of Science & Technology of China	1445	1.27	12953	74.05	559
12	Dalian University of Technology	1550	1.29	12828	72.9	538
13	Peking University	1500	1.15	11279	73.73	596
14	Beihang University	1870	1.01	11208	70.16	680
15	Nanjing University	1040	1.22	9756	72.5	435
16	Northeastern University - China	1149	1.45	9354	70.23	305
17	Sun Yat Sen University	1077	1.18	8850	70.66	326
18	Tongji University	1069	1.38	8207	75.77	422
19	Wuhan University	1238	1.47	8116	67.85	467
20	Beijing Jiaotong University	1369	0.86	7810	67.06	479
21	National University of Defence Technology - China	1608	0.72	7682	64.99	502
22	Nanjing University of Information Science & Technology	688	4.46	7336	57.41	293
23	Central South University	804	2.28	7328	73.76	328
24	University of Chinese Academy of Sciences, CAS	1268	0.74	6825	65.06	338
25	South China University of Technology	902	1.37	6517	70.51	272
26	Southwest Jiaotong University	703	1.41	6270	74.54	313
27	Nanjing Institute of Technology	872	1.25	6250	73.05	187
28	Nanjing University of Science &	837	1.3	6244	74.31	186

排名	机构名称	Web of Science 论文数	学科规范化的引文影响力	被引频次	论文被引百分比	国际合作论文
	Technology					
29	Hunan University	848	1.32	6086	72.29	292
30	Fudan University	823	0.82	5460	71.08	353
31	Shandong University	925	0.95	5379	68.11	330
32	Shanghai University	646	1.53	5335	70.43	194
33	Sichuan University	678	1.77	5179	70.65	184
34	Shenzhen University	681	2.18	5019	67.99	221
35	Beijing Institute of Technology	1029	0.99	4996	64.33	311
36	Chongqing University	791	1.1	4918	67.13	243
37	Nanjing University of Aeronautics & Astronautics	823	1.04	4860	68.77	213
38	Northwestern Polytechnical University	743	1.63	4778	70.39	335
39	Tianjin University	907	1.38	4502	65.71	312
40	Nanjing University of Posts & Telecommunications	833	1.31	4481	63.75	239
41	Xiamen University	646	1.36	4479	64.4	281
42	PLA University of Science & Technology	590	1.13	4198	61.69	106
43	Hefei University of Technology	503	1.42	3799	70.97	276
44	China University of Geosciences	491	1.83	3765	70.88	270
45	Hohai University	490	1.48	3676	70.61	174
46	University Town of Shenzhen	626	1.02	3579	66.61	212
47	Hangzhou Dianzi University	492	1.76	3468	69.72	171
48	East China Normal University	457	0.92	3067	67.61	204
49	University of Science & Technology Beijing	544	1.53	3015	65.44	139
50	Guangdong University of Technology	350	2.53	2997	70	132
51	Donghua University	277	1.54	2948	70.4	111
52	Suzhou University	457	0.86	2829	69.8	167
53	Dalian Maritime University	299	1.33	2464	73.24	114
54	Liaoning University of Technology	125	6.59	2429	91.2	8
55	Jilin University	527	0.67	2404	60.53	167
56	Beijing University of Technology	486	0.78	2354	65.23	149
57	Chongqing University of Arts & Sciences	45	4.77	2341	97.78	2
58	Fuzhou University	275	1.25	2332	71.64	94

排名	机构名称	Web of Science 论文数	学科规范化的引文影响力	被引频次	论文被引百分比	国际合作论文
59	Liaocheng University	97	2.3	2304	75.26	25
60	North China Electric Power University	248	1.37	2301	66.94	60
61	Yangzhou University	215	2.67	2265	72.09	118
62	Nanjing Normal University	197	1.76	2254	79.19	84
63	Zhejiang University of Technology	358	1.24	2212	65.08	116
64	Beijing Normal University	312	1.2	2134	75	112
65	Jiangnan University	280	1.1	2111	72.14	88
66	Anhui University	302	1.33	2107	69.21	101
67	Yanshan University	346	0.98	2094	68.79	72
68	Shanxi University	174	2.13	2086	79.89	14
69	East China University of Science & Technology	316	1.75	2073	72.47	77
70	Southwest University - China	315	2.04	2004	73.33	173
71	Bohai University	129	5.95	1981	79.84	36
72	China University of Mining & Technology	420	1.26	1910	62.62	95
73	Hebei University	162	1.35	1844	72.84	14
74	China Agricultural University	190	1.24	1781	76.32	47
75	Harbin Engineering University	369	1.52	1770	60.7	124
76	Qingdao University	142	2.55	1749	71.83	45
77	Zhejiang Gongshang University	234	1.23	1724	70.51	92
78	Zhejiang Normal University	170	1.36	1720	73.53	64
79	Wuhan University of Technology	314	0.84	1609	59.55	95
80	Nankai University	279	1.16	1590	67.74	96
81	Renmin University of China	318	0.8	1581	72.33	151
82	Chongqing University of Posts & Telecommunications	375	0.96	1569	58.13	122
83	China University of Petroleum	312	1.33	1552	64.1	114
84	Shaanxi Normal University	251	1.15	1496	63.35	60
85	Fujian Normal University	264	1.27	1415	66.29	138
86	Lanzhou University	174	0.95	1298	64.94	68
87	Xi'an Jiaotong-Liverpool University	125	1.5	1257	63.2	69
88	Guangzhou University	234	1.41	1244	60.68	92
89	Chongqing Jiaotong University	86	2.54	1240	74.42	26
90	Guangxi University	181	0.86	1192	61.33	35
91	Zhengzhou University	224	0.86	1154	66.07	67
92	Ningbo University	176	0.95	1140	69.32	61

排名	机构名称	Web of Science 论文数	学科规范化的引文影响力	被引频次	论文被引百分比	国际合作论文
93	Xi'an University of Posts & Telecommunications	123	1.42	1125	69.92	43
94	Zhejiang Ocean University	63	2.18	1121	80.95	3
95	Shanghai Maritime University	196	1.27	1098	64.8	56
96	Jiangxi University of Finance & Economics	158	1.57	1086	74.68	57
97	Jiangsu University	245	0.86	1064	63.67	67
98	University of Shanghai for Science & Technology	175	1.53	1064	61.71	75
99	Qufu Normal University	118	2.04	1036	72.03	22
100	Shandong University of Finance & Economics	146	1.2	1025	62.33	20
101	Shenyang Aerospace University	89	1.02	1022	68.54	16
102	Changsha University of Science & Technology	143	1.47	1016	65.03	51
103	MinNan Normal University	96	1.75	1012	83.33	4
104	Beijing University of Chemical Technology	113	1.83	974	69.03	42
105	Central China Normal University	214	0.85	971	65.42	84
106	Xinjiang University	125	1.14	953	76.8	29
107	Liaoning Normal University	124	0.97	923	73.39	15
108	Zhejiang Sci-Tech University	118	1.15	916	70.34	46
109	Northwest University Xi'an	137	1.11	907	55.47	37
110	Jiangsu University of Science & Technology	127	1.33	891	69.29	42
111	South China Agricultural University	126	1.39	882	66.67	53
112	Guilin University of Electronic Technology	274	0.93	873	59.12	89
113	Northeast Normal University - China	136	1.08	858	71.32	38
114	Shandong University of Science & Technology	153	1.42	823	62.75	34
115	Shaoxing University	91	1.91	820	64.84	15
116	Hangzhou Normal University	165	0.73	811	61.21	56
117	Jinan University	219	1.24	811	59.82	73
118	Shanghai Normal University	75	1.09	796	69.33	11
119	University of Jinan	132	1.26	785	71.97	40
120	Yunnan University	146	1.14	773	73.97	24

我校计算机科学有 1 篇高被引论文，如图-16 所示：



图-16 济南大学计算机科学高被引论文

详细记录：

1.被引频次 6（济南大学是第 1 作者和通讯作者单位，信息科学与工程学院）

Improving Neural-Network Classifiers Using Nearest Neighbor Partitioning

作者:Wang, L (Wang, Lin)[1] ; Yang, B (Yang, Bo)[1] ; Chen, YH (Chen, Yuehui)[1] ; Zhang, XQ (Zhang, Xiaoqian)[1] ; Orchard, J (Orchard, Jeff)[2]

IEEE TRANSACTIONS ON NEURAL NETWORKS AND LEARNING SYSTEMS

卷: 28 期: 10 页: 2255-2267

DOI: 10.1109/TNNLS.2016.2580570

出版年: OCT 2017

作者信息

通讯作者地址: Yang, B (通讯作者)

Univ Jinan, Shandong Prov Key Lab Network Based Intelligent C, Jinan 250022, Shandong, Peoples R China.

地址:

[1] Univ Jinan, Shandong Prov Key Lab Network Based Intelligent C, Jinan 250022, Shandong, Peoples R China

[2] Univ Waterloo, David R Cheriton Sch Comp Sci, Waterloo, ON N2L 3G1, Canada

电子邮件地址:wangplanet@gmail.com; yangbo@ujn.edu.cn; jorchard@cs.uwaterloo.ca

出版商

IEEE-INST ELECTRICAL ELECTRONICS ENGINEERS INC, 445 HOES LANE, PISCATAWAY, NJ 08855-4141 USA

文献信息

文献类型:Article

语种:English

入藏号: WOS:000411293200004

PubMed ID: 27390189

ISSN: 2162-237X

eISSN: 2162-2388

报告正文结束