

---

2017年07月份更新

# 济南大学 ESI 学科 分析报告

---

2007年1月1日-2017年4月30日

济南大学发展规划与学科建设处  
济南大学图书馆

---

## 目录

前言 .....	1
1 基础数据来源和统计方法 .....	1
1.1 数据来源 .....	1
1.2 相关介绍 .....	1
2 山东省 ESI 学科情况 .....	3
2.1 山东省 ESI 学科及高质量论文对比 .....	3
2.2 山东省 ESI 学科全球排名情况 .....	4
3 济南大学 ESI 学科现状分析 .....	5
4 济南大学 ESI 预测趋势 .....	6
5 济南大学 ESI 高质量论文概况 .....	7
6 济南大学 ESI 高被引论文总体情况 .....	8
6.1 高被引论文学科分布 .....	8
6.2 高被引论文学院分布 .....	9
6.3 高被引论文学院贡献度 .....	10
6.4 高被引论文作者情况统计 .....	12
6.5 高被引论文对比变化情况 .....	13
7 济南大学高被引论文详细情况 .....	16
7.1 详细数据统计表 .....	16
7.2 济南大学前 1% 学科学科现状分析 .....	19
7.2.1 化学学科现状分析 .....	19
7.2.2 临床医学学科现状分析 .....	30
7.2.3 材料科学学科现状分析 .....	38
7.2.4 工程学学科现状分析 .....	48
7.3 济南大学未进入前 1% 学科学科分析 .....	62
7.3.1 物理学学科现状分析 .....	62
7.3.2 生物与生物化学学科现状分析 .....	71
7.3.3 数学学科现状分析 .....	77
7.3.4 经济学与商学学科现状分析 .....	82

---

## 前言

为了深入了解济南大学优势学科的发展情况，本报告基于 Web of Science 和 Incites 的客观数据，对济南大学进入全球机构前 1% 的学科及未进入前 1% 学科，但有高被引论文的学科做了分析，并与省内高校做了对比。由于 ESI 将所有科研成果以 22 类学科划分，这与我国《中华人民共和国学科分类与代码国家标准》（标准号“GB/T 13745-92”）以及国务院学位委员会、教育部颁布的《学位授予和人才培养学科目录（2011 年）》等学科分类标准存在较大差异，所以，为了深入了解本机构具体哪些学科、哪些人、哪些期刊及文章对进入全球前 1% 的 ESI 学科做出贡献，报告将对其展开分析工作。（本报告中所有 ESI 数据均来源于 2017 年 7 月更新的内容）

## 1 基础数据来源和统计方法

### 1.1 数据来源

报告数据主要来源于 Science Citation Index Expanded（科学引文索引，简称 SCIE）、Essential Science Indicators（基础科学指标，简称 ESI）等数据库，利用 InCites 数据库获取 ESI 数据库 22 个学科分类体系下 19000 多种 web of science 期刊，择取济南大学 2007 - 2017 年 4 月 30 号的 ESI 学科高被引论文进行统计分析，从而计算归纳出我校各学院及院系师生对相关 ESI 学科的贡献度。

### 1.2 相关介绍

---

Science Citation Index Expanded ( 科学引文索引, 简称 SCIE ) 是美国科学情报研究所出版的一部国际性的检索性刊物, 它不仅是一部重要的检索工具书, 而且也是科学研究成果评价的一项重要依据。它已成为目前国际上最具权威性的、用于基础研究和应用基础研究成果的重要评价体系。它是评价一个国家、一个科学研究机构、一所高等学校、一本期刊, 乃至一个研究人员学术水平的重要指标之一。

Essential Science Indicators ( 基础科学指标, 简称 ESI ) 是当今普遍用以评价大学和科研机构国际学术水平及影响的重要指标, 也是全球公认的判断学科发展水平的重要参照之一。ESI 对全球所有高校及科研机构的 SCIE、SSCI 库中近 10 年的论文数据进行统计, 按被引频次的高低确定出衡量研究绩效的阈值, 分别排出居世界前 1% 的研究机构、科学家、研究论文, 居世界前 50% 的国家/地区和居前 0.1% 的热点论文。ESI 针对 22 个专业领域, 通过论文数、论文被引频次、论文篇均被引频次、高被引论文、热点论文和前沿论文等 6 大指标, 从各个角度对国家/地区科研水平、机构学术声誉、科学家学术影响力以及期刊学术水平进行全面衡量。

ESI 学科分类是一种较为宽泛的学科分类模式, 基于期刊分类, 由自然科学与社会科学的 22 个学科构成, 艺术与人文期刊没有被包含在内。每一本期刊只被划分至 22 个 ESI 学科中的一个, 没有重叠的学科设置使得分析变得更为简单。

ESI 设置的 22 个学科为: 生物与生物化学、化学、计算机科学、经济学与商学、工程学、地球科学、材料科学、数学、综合交叉学科、物理学、社会科学总论、空间科学、农业科学、临床医学、分子生物学与遗传学、神经系统学与行为学、

免疫学、精神病学与心理学、微生物学、环境科学与生态学、植物学与动物学、药理学和毒理学。

济南大学进入 ESI 前 1% 学科的有 4 个, 分别是化学、临床医学、材料科学、工程学; 未进入前 1% 学科但有高被引论文的有 4 个, 分别是物理、生物与生物化学、数学、**经济学与商学**, 比以往增加了经济与商业学科。

## 2 山东省 ESI 学科情况

### 2.1 山东省 ESI 学科及高质量论文对比

在 2017 年 7 月 15 日的统计数据中 (2017 年 7 月份更新数据), 山东省共有 11 所高校共计 17 个学科进入了 ESI 全球前 1%, 具体情况如表-1 所示。

表-1 2017 年 7 月山东省 ESI 学科概况

高校名称	ESI 学科数量	高被引论文数量	热点论文数量
山东大学	16	293	4
中国海洋大学	9	80	1
中国石油大学	4	95	2
济南大学	4	54	2
青岛大学	3	72	10
青岛科技大学	3	28	5
曲阜师范大学	2	41	2
山东农业大学	2	16	1
山东师范大学	1	19	0
山东科技大学	1	17	0
聊城大学	1	14	1

## 2.2 山东省 ESI 学科全球排名情况

在 2017 年 7 月 15 日的统计数据中 ( 2017 年 7 月份更新数据 ) , 山东省共有 11 所高校共计 17 个学科进入了 ESI 全球前 1% , 按照 ESI 总被引频次 , 各高校具体学科全球排名具体情况如表-2 所示。( 数据来源于 ESI )

表-2 2017 年 7 月山东省 ESI 学科全球排名

	山东 大学	中国 海洋 大学	中国 石油 大学	青岛 科技 大学	青岛 大学	济南 大学	山东 农业 大学	山东 师范 大学	聊城 大学	曲阜 师范 大学	山东 科技 大学
农业科学	655	401					294				
生物与生物化学	278	750									
化学	88	753	438	415	917	556		823	858	1151	
临床医学	479				1392	1506					
计算机科学	361										
经济学与商学											
工程学	150	792	255	1116	597	1067				769	1187
环境学及生态学	581	461									
地学		241	399								
免疫学	529										
材料科学	89	561	334	555		568					
数学	85										
微生物学											
分子生物学与遗传学	553										
综合学科											
神经科学与行为科学	590										
药理学与毒理学	153	601									
物理学	233										
植物与动物科学	726	323					336				
心理学与精神病学											
一般社会科学	935										
空间科学											

### 3 济南大学 ESI 学科现状分析

为了加强整体学科规划与发展,挖掘我校有潜力进入 ESI 的学科也是十分必要的。2007 年 1 月 1 日-2017 年 4 月 30 日,济南大学科研高产出的学科分布在化学、临床医学、材料科学、物理学、工程学和生物学与生物化学等学科,如图-1 所示。(数据来源于 Incites)

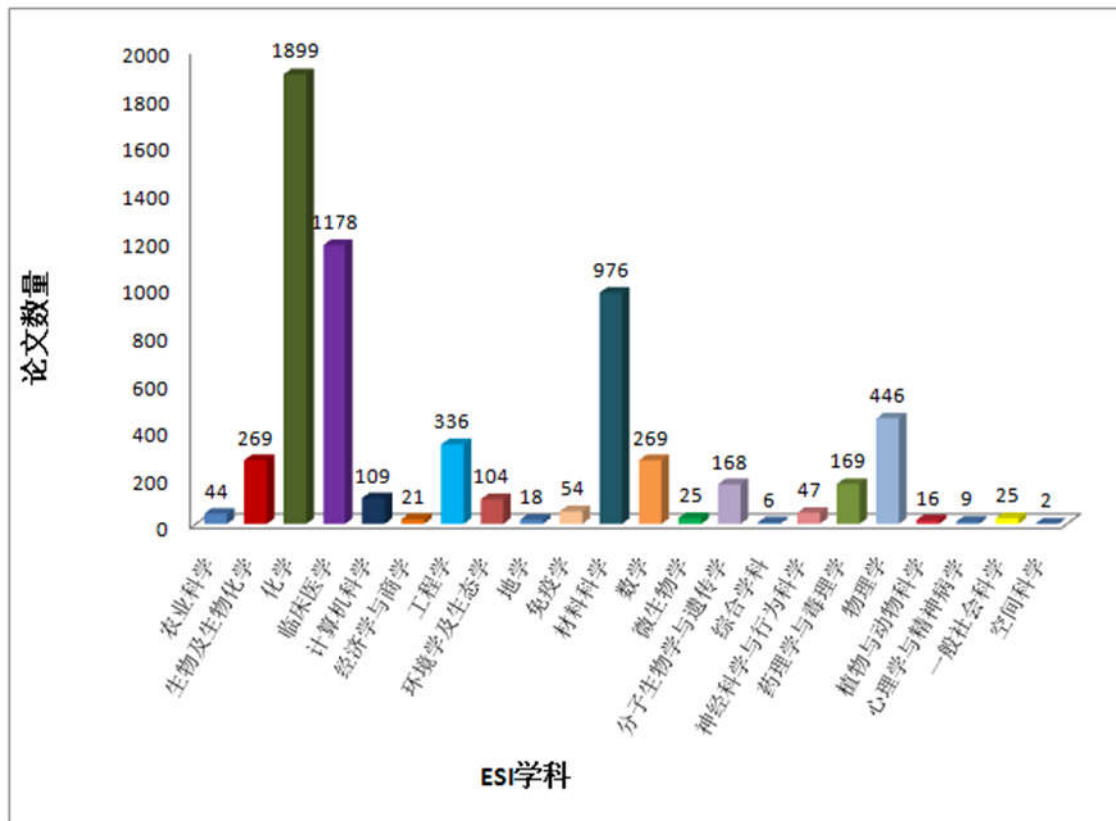


图-1 济南大学各学科的科研产出(2007-2017.04.30)

被引频次直接反应了各个学科在全球范围内的影响力,可以看到济南大学在化学、临床医学、材料科学、物理学、生物与生物化学、工程学等学科有一定的影响力,如图-2 所示。(数据来源于 Incites)

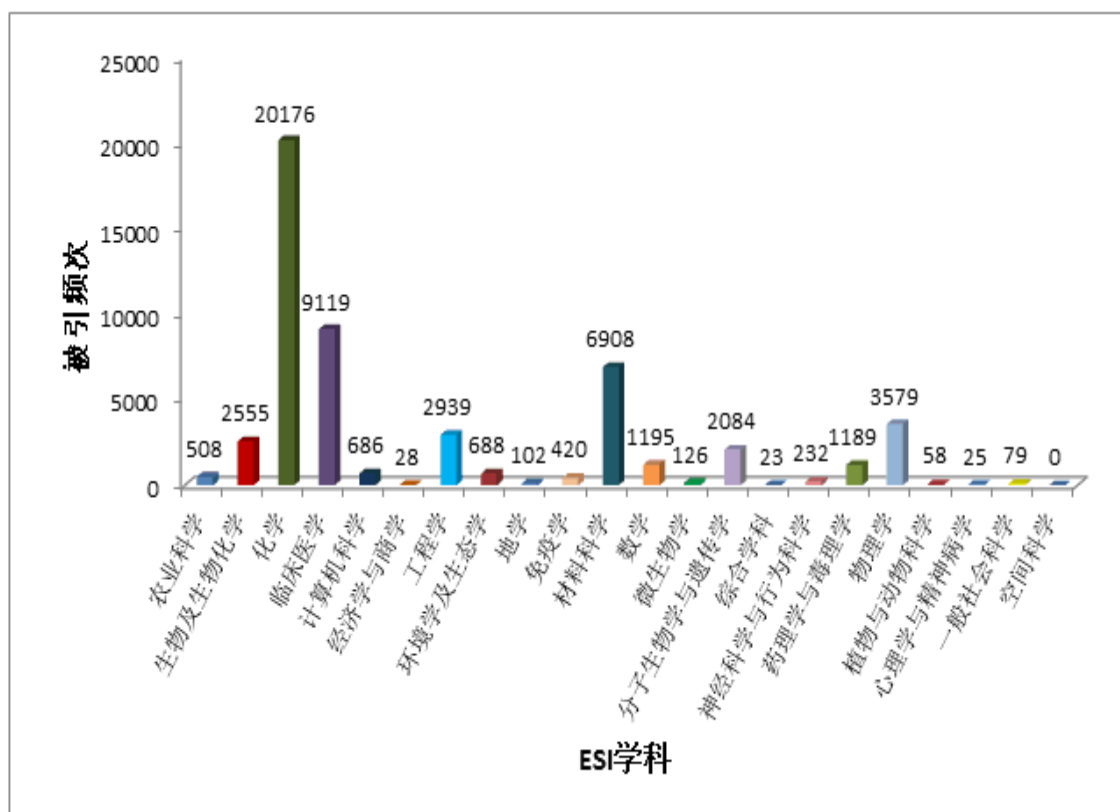


图-2 济南大学各学科论文的总被引频次(2007-2017.04.30)

#### 4 济南大学 ESI 预测趋势

为了挖掘我校有潜力进入 ESI 的学科，报告选取了济南大学各学科的总被引频次和阈值1并做了比对分析，如图-3 所示。比值越接近 1 说明越有可能进入全球前 1%。可以看到除了已经进入前 1% 的临床医学、化学、材料科学、工程学外，其他学科离阈值还相差较远。（数据来源于 Incites）

<sup>1</sup> 阈值，即在各 ESI 学科中，最后一个进入该学科的机构的总被引频次。



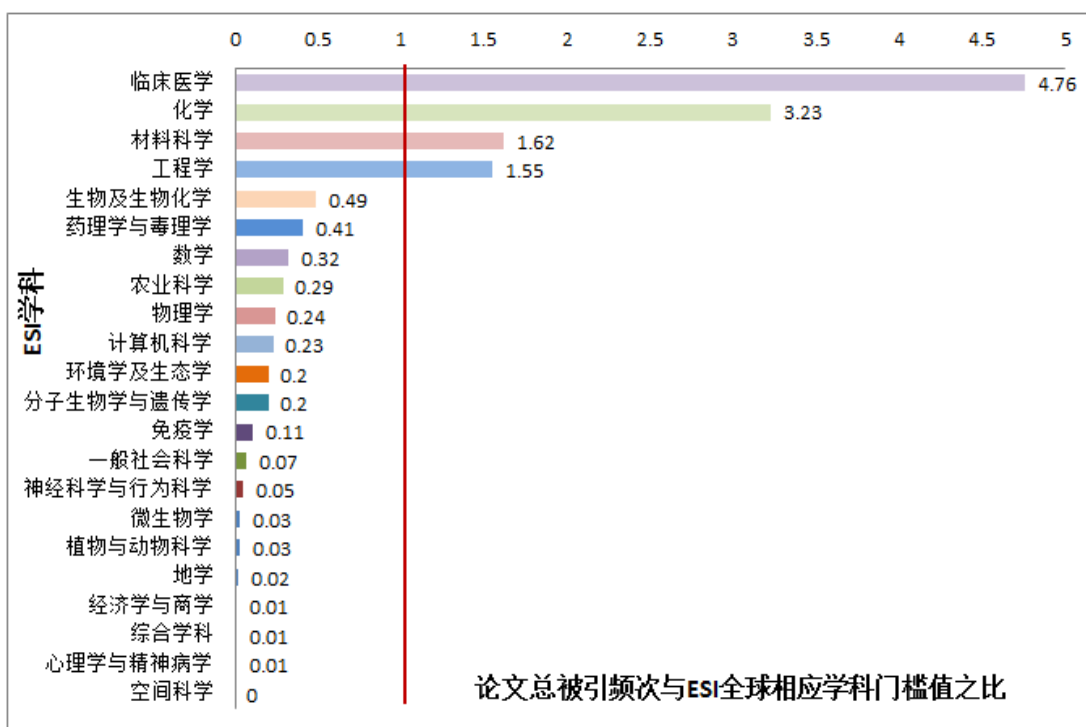


图-3 济南大学 ESI 学科趋势预测

## 5 济南大学 ESI 高质量论文概况

ESI 高质量论文 (Top Papers) 包括两种，即高频被引论文 ( Highly Cited Papers ) 和热点论文 ( Hot Papers )。高频被引论文指近十年发表的被 SCI 或 SSCI 收录的 Article , Review , 其总被引频次在相应学科处在全球范围内的前**四分之一**；热点论文指近两年发表的被 SCI 或 SSCI 收录的 Article 和 Review , 其总被引频次在近两个月处在相应学科全球范围内的前**千分之一**。

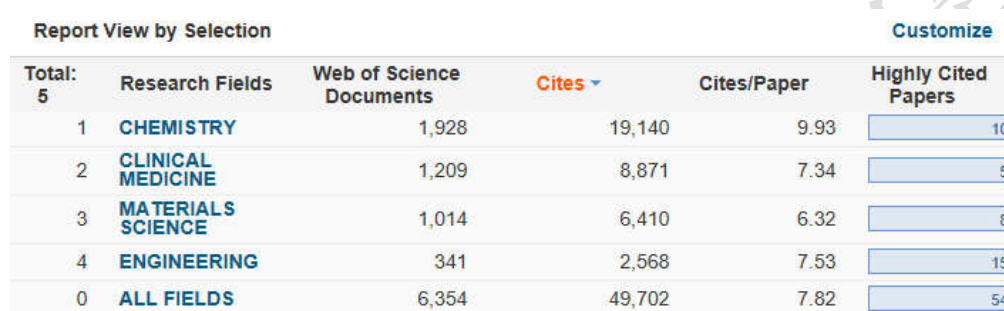
根据 ESI 2017 年 7 月 15 日 ( 2017 年 7 月份更新数据 ) 统计结果，我校共有 54 篇论文成为高频被引论文 ( 包含医学与生命科学学院及附属医院 )，分布在化学、临床医学、材料科学、工程学、物理学、生物学与生物化学、数学、**农学 ( 非济南大学文章 )**、经济学与商学这 9 个学科中，比以往增加 1 个学科。

其中被引频次最高的是医学与生命科学学院张福仁老师于 2009 年发表在 *NEW*

*ENGLAND JOURNAL OF MEDICINE* 上的论文 “Genomewide Association Study of Leprosy” , 在 Web of Science 中总被引用 319 次。

## 6 济南大学 ESI 高被引论文总体情况

截至 2017 年 7 月 15 日 ( 2017 年 7 月份更新数据 ) , 我校高被引论文共 54 篇 , 如图-4 所示。



Report View by Selection						Customize
Total: 5	Research Fields	Web of Science Documents	Cites	Cites/Paper	Highly Cited Papers	
1	CHEMISTRY	1,928	19,140	9.93	10	
2	CLINICAL MEDICINE	1,209	8,871	7.34	5	
3	MATERIALS SCIENCE	1,014	6,410	6.32	8	
4	ENGINEERING	341	2,568	7.53	15	
0	ALL FIELDS	6,354	49,702	7.82	54	

图-4 济南大学高被引论文

### 6.1 高被引论文学科分布

我校 54 篇高被引论文中 , 进入前 1% 学科的共有 38 篇 , 分别是 Chemistry ( 化学 ) 10 篇 , Clinical Medicine ( 临床医学 ) 5 篇 , Materials Science ( 材料科学 ) 8 篇 , Engineering ( 工程学 ) 15 篇 ( 有 1 篇非济南大学文章 ) ; 其他未进入前 1% 学科的高被引论文共 16 篇 , 分别是 Physics ( 物理学 ) 7 篇 , Biology & Biochemistry ( 生物与生物化学 ) 4 篇 , Mathematics ( 数学 ) 2 篇 , Agriculture Sciences ( 农业科学 ) 2 篇 ( 非济南大学文章 ) , Economics and Business ( 经济学与商学 ) 1 篇 , 如图-5 所示。

## 高被引论文学科分布

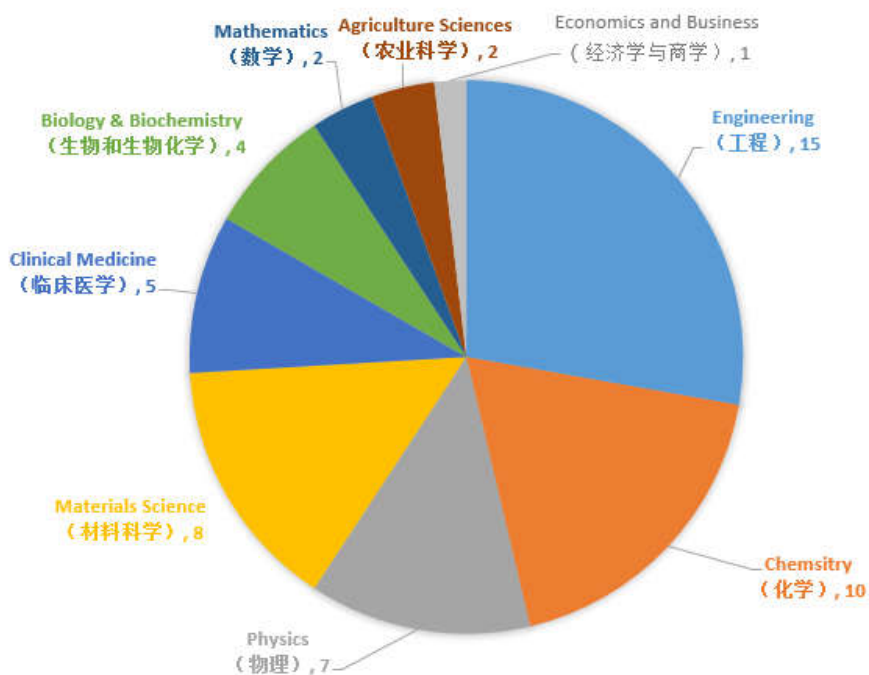


图-5 高被引论文学科分布

## 6.2 高被引论文学院分布

济南大学 54 篇高被引论文分布在 8 个学院（研究院），其中化学化工学院 13 篇、资源与环境学院 9 篇、物理科学与技术学院 8 篇、山东省医学科学院 7 篇、材料科学与工程学院 5 篇、光功能与成像研究院 4 篇、数学科学学院 2 篇、商学院 3 篇、其他 3 篇（非济南大学论文），如表-3 所示。各学院所占百分比如图-6 所示。

表-3 高被引论文学院分布

学院名称	高被引论文数
化学化工学院	13
资源与环境学院	9

物理科学与技术学院	8
医学与生命科学学院	7
材料科学与工程学院	5
光功能材料与成像研究院	4
商学院	3
数学科学学院	2
其他	3

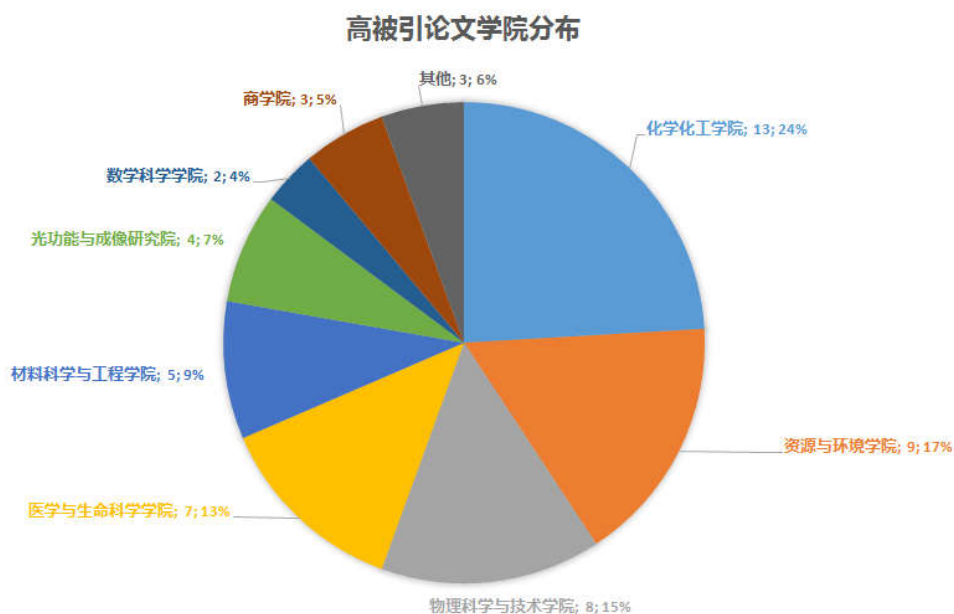


图-6 高被引论文学院分布

### 6.3 高被引论文学院贡献度

对学科与学院的契合程度分析，临床医学、物理学以及数学的高被引论文来源相对比较集中，主要来自于我校对应学院作者。化学 10 篇高被引论文来自 3 个学院(研究院)，材料科学 8 篇高被引论文分布在 3 个学院，工程学高被引论文来自资源与环境学院、化学化工学院和材料科学与工程学院，生物与生物化学 4

篇高被引论文来自化学化工学院和医学与生命科学学院，新增经济学与商学 1 篇。各学院贡献度如表-4 和图-7 所示。

表-4 高被引论文学院贡献度

	化学	材料科学	工程学	临床医学	生物与生物化学	数学	物理学	经济学与商学	农业科学
化学化工学院	5	3	2		2		1		
资源与环境学院			9						
物理科学与技术学院		2					6		
医学与生命科学学院				5	2				
光功能材料与成像研究院	4								
材料科学与工程学院	1	3	1						
数学科学学院						2			
商学院			2					1	
其他			1						2

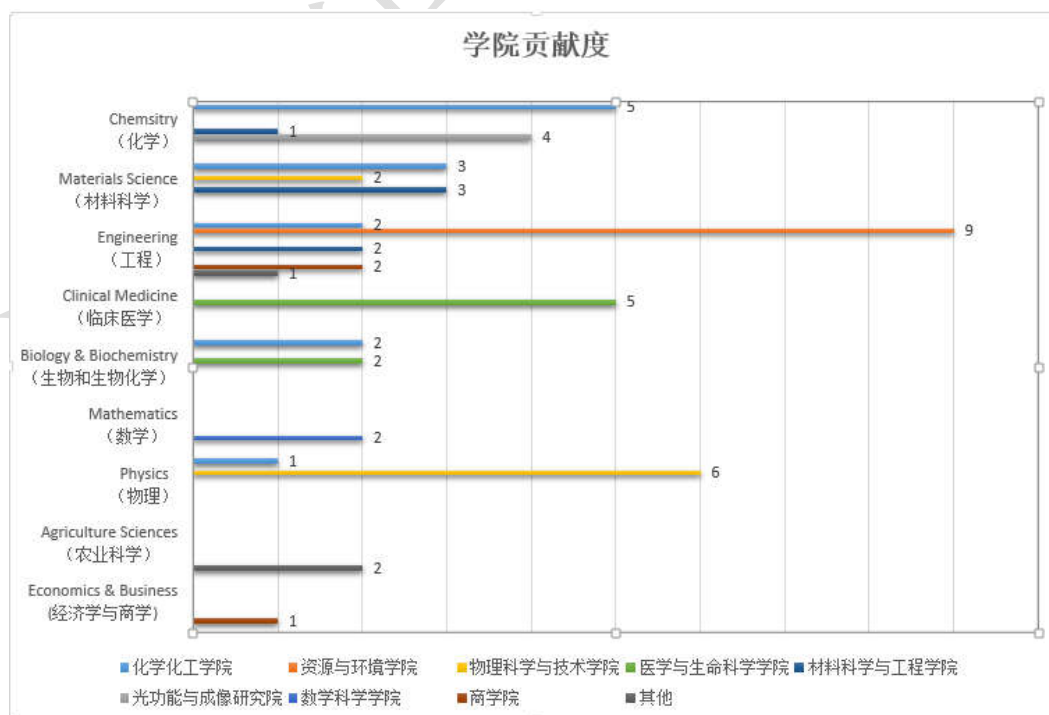


图-7 高被引论文学院贡献度

## 6.4 高被引论文作者情况统计

从通讯作者单位和第 1 作者单位均为济南大学角度统计，我校共有 33 篇高被引论文，比 2017 年 3 月份统计数据增加 1 篇，新增通讯作者 1 位；另外新增经济学与商学 1 篇，该篇文章济南大学(写成 Jinan University，但地址为 Jinan，所以归为济南大学文章)为第 1 作者单位，但通讯作者单位不是济南大学，论文来自 16 位通讯作者，数量较多的是张昌文团队、杜斌团队和林伟英团队，如表-5 所示。

表-5 高被引论文作者分布情况

学院	论文篇数	通讯作者	论文篇数	第 1 作者	论文篇数
化学化工学院	8	罗川南	3	Fan Lulu	2
				Li Leilei	1
		于京华	3	Wang shoumei	1
				Ge Lei	1
				Zhang Yan	1
		徐彩霞	1	徐彩霞	1
		魏琴	1	Gao Jian	1
资源与环境学院	9	杜斌	5	Cui Limei	1
				闫良国	1
				Xin Xiaodong	1
				Guo Xiaoyao	1
				魏东	1
		孙蒙	1	Chen Guodong	1
		国伟林	1	Su Shengnan	1
闫良国	2	Shan Ranran	2		
物理科学与技术学院	7	张昌文	6	Zhang Runwu	3
				Zhao Hui	1
				Wang Yaping	2

		徐锡金	1	Zhang Shouwei	1
光功能材料与成像研究院	4	林伟英	4	Tang Yonghe	2
				Chen Hua	1
				Dong Baoli	1
				Zhao Yige	1
数学科学学院	1	孙书荣	1	Zhao Yige	1
材料科学与工程学院	2	李嘉	1	Lu Lu	1
		曹丙强	1	Qiu Xiaofeng	1
商学院	1	通讯作者校外	1	Wu Jia	1
医学与生命科学学院	2	张福仁	1	张福仁	1
		邢立刚	1	Meng XianJiao	1

## 6.5 高被引论文对比变化情况

和我校 ESI 高被引论文 2017 年 5 月份更新数据相比较，通讯作者单位和第 1 作者单位均为济南大学的高被引论文中，略有变化，但基本上均保持高被引态势，如表-6 所示。

表-6 高被引论文对比变化情况

学科	题名	来源	出版年	通讯作者	第1作者	1月份数据更新被引数据	3月份数据更新被引数据	5月份数据更新被引数据	7月份数据更新被引数据		
化学化工学院	MATERIALS SCIENCE (材料学)	THREE-DIMENSIONAL PAPER-BASED ELECTROCHEMILUMINESCENCE IMMUNODEVICE FOR MULTIPLEXED MEASUREMENT OF BIOMARKERS AND POINT-OF-CARE TESTING	BIOMATERIALS 33 (4): 1024-1031 FEB 2012	2012	于京华	Ge Lei	165	174	177	182	
		In-situ synthesized polypyrrole-cellulose conductive networks for potential tunable foldable power paper	NANO ENERGY, 2019: 31: 174-182	2017		Zhang Yan				3	
	CHEMISTRY (化学)	PAPER-BASED CHEMILUMINESCENCE ELISA: LAB-ON-PAPER BASED ON CHITOSAN MODIFIED PAPER DEVICE AND WAX-SCREEN-PRINTING	BIOSENS BIOELECTRON 31 (1): 212-218 JAN 15 2012	2012		Wang Shoumei	122	127	130	137	
	ENGINEERING (工程学)	FABRICATION OF NOVEL MAGNETIC CHITOSAN GRAFTED WITH GRAPHENE OXIDE TO ENHANCE ADSORPTION PROPERTIES FOR METHYL BLUE	J HAZARD MATER 215: 272-279 MAY 15 2012	2012	罗川南	Fan Lulu	158	165	173	180	
	BIOLOGY & BIOCHEMISTRY (生物与生物化学)	HIGHLY SELECTIVE ADSORPTION OF LEAD IONS BY WATER-DISPERSIBLE MAGNETIC CHITOSAN/GRAPHENE OXIDE COMPOSITES	COLLOID SURFACE B 103: 523-529 MAR 1 2013	2013		Fan Lulu	90	97	108	116	
		ADSORBENT FOR CHROMIUM REMOVAL BASED ON GRAPHENE OXIDE FUNCTIONALIZED WITH MAGNETIC CYCLODEXTRIN-CHITOSAN	COLLOID SURFACE B 107: 76-83 JUL 1 2013	2013		Li Leilei	75	82	91	94	
	ENGINEERING (工程学)	NANOPOROUS PDCU ALLOY FOR FORMIC ACID ELECTRO-OXIDATION	J POWER SOURCES 199: 124-131 FEB 1 2012	2012	徐彩霞	徐彩霞	78	83	85		
		NANOPOROUS PTCO AND PTNI ALLOY RIBBONS FOR METHANOL ELECTROOXIDATION	INT J HYDROGEN ENERG 37 (14): 10489-10498 JUL 2012	2012			56	56	60	64	
	CHEMISTRY (化学)	ULTRASENSITIVE ELECTROCHEMICAL IMMUNOASSAY FOR CEA THROUGH HOST-GUEST INTERACTION OF BETA-CYCLODEXTRIN FUNCTIONALIZED GRAPHENE AND CU@AG CORE-SHELL NANOPARTICLES WITH ADAMANTINE-MODIFIED ANTIBODY	BIOSENS BIOELECTRON 63: 465-471 JAN 15 2015	2015	魏琴	Gao jian	31	34	38	43	
	资源与环境学院	ENGINEERING (工程学)	ADSORPTION OF PHOSPHATE FROM AQUEOUS SOLUTION BY HYDROXY-ALUMINUM, HYDROXY-IRON AND HYDROXY-IRON-ALUMINUM PILLARED BENTONITES	J HAZARD MATER 179 (1-3): 244-250 JUL 15 2010	2010	杜斌	闫良国	93	100	105	108
HIGHLY EFFICIENT REMOVAL OF HEAVY METAL IONS BY AMINE-FUNCTIONALIZED MESOPOROUS FE3O4 NANOPARTICLES			CHEM ENG J 184: 132-140 MAR 1 2012	2012	Xin Xiaodong		86	90	95	97	
Synthesis of amino functionalized magnetic graphenes composite material and its application to remove Cr(VI), Pb(II), Hg(II), Cd(II) and Ni(II) from contaminated water			JOURNAL OF HAZARDOUS MATERIALS 卷: 278 页: 211-220	2014	Guo Xiaoyao		59	63	74	81	
EDTA FUNCTIONALIZED MAGNETIC GRAPHENE OXIDE FOR REMOVAL OF PB(II), HG(II) AND CU(II) IN WATER TREATMENT: ADSORPTION MECHANISM AND SEPARATION PROPERTY		CHEM ENG J 281: 1-10 DEC 1 2015	2015	Cui Limei	24		30	41	47		
ENGINEERING (工程学)		Extracellular polymeric substances for Zn (II) binding during its sorption process onto aerobic granular sludge	JOURNAL OF HAZARDOUS MATERIALS 卷: 301 页: 407-415	2016	魏东		6	7	8	11	
		AG3PO4/GRAPHENE-OXIDE COMPOSITE WITH REMARKABLY ENHANCED VISIBLE-LIGHT-DRIVEN PHOTOCATALYTIC ACTIVITY TOWARD DYES IN WATER	J HAZARD MATER 244: 86-93 JAN 15 2013	2013	孙蒙		Chen Guodong	76	80	86	87



		HETEROGENEOUS ACTIVATION OF OXONE BY COXFE3-XO4 NANOCATALYSTS FOR DEGRADATION OF RHODAMINE B	J HAZARD MATER 244: 736-742 JAN 15 2013	2013	国伟林	Su Shengnan	46	49	56	59
		Magnetic Fe3O4/MgAl-LDH composite for effective removal of three red dyes from aqueous solution	CHEMICAL ENGINEERING JOURNAL 卷: 252 页: 38-46	2014	闫良国	Shan Ranran	/	33	37	43
		Adsorption of Cd(II) by Mg-Al-CO3- and magnetic Fe3O4/Mg-Al-CO3-layered double hydroxides: Kinetic, isothermal, thermodynamic and mechanistic studies	JOURNAL OF HAZARDOUS MATERIALS 卷: 299 页: 42-49, 2015	2015	闫良国	Shan Ranran	/	/	/	25
物理科学与技术学院	PHYSICS (物理学)	Ethynyl-functionalized stanene film: a promising candidate as large-gap quantum spin Hall insulator	NEW JOURNAL OF PHYSICS 卷: 17	2015	张昌文	Zhang Runwu	/	/	30	36
		UNEXPECTED GIANT-GAP QUANTUM SPIN HALL INSULATOR IN CHEMICALLY DECORATED PLUMBENE MONOLAYER	SCI REP 6: - FEB 2 2016	2016		Zhao Hui	18	20	22	32
		FUNCTIONALIZED THALLIUM ANTIMONY FILMS AS EXCELLENT CANDIDATES FOR LARGE-GAP QUANTUM SPIN HALL INSULATOR	SCI REP 6: - FEB 17 2016	2016		Zhang Runwu	9	12	13	16
		Large-gap quantum spin Hall state in functionalized dumbbell stanene	APPLIED PHYSICS LETTERS 卷: 108 期: 7 2016	2016		Wang Yaping	/	/	/	21
		Controllable band structure and topological phase transition in two-dimensional hydrogenated arsenene	SCI REP 6: - FEB 3 2016	2016		Wang, Yaping	9	11	15	19
		ROOM TEMPERATURE QUANTUM SPIN HALL INSULATOR IN ETHYNYL-DERIVATIVE FUNCTIONALIZED STANENE FILMS	SCI REP 6: - JAN 5 2016	2016		Zhang Runwu	8	10	11	/
		MATERIALS SCIENCES (材料科学)	Formation of Fe3O4@MnO2 ball-in-ball hollow spheres as a high performance catalyst with enhanced catalytic performances	JOURNAL OF MATERIALS CHEMISTRY A 卷: 4 期: 4 页: 1414-1422		2016	徐锡金	Zhang ShouWei	/	11
New family of room temperature quantum spin Hall insulators in two-dimensional germanene films	JOURNAL OF MATERIALS CHEMISTRY C 卷: 4 期: 10 页: 2088-2094			张昌文	Zhang Runwu	/	9	12	18	
数学科学学院	MATHEMATICS (数学)	POSITIVE SOLUTIONS FOR BOUNDARY VALUE PROBLEMS OF NONLINEAR FRACTIONAL DIFFERENTIAL EQUATIONS	APPL MATH COMPUT 217 (16): 6950-6958 APR 15 2011	2011	孙书荣	Zhao Yige	47	52	54	54
		Positive Solutions to Boundary Value Problems of Nonlinear Fractional Differential Equations	ABSTRACT AND APPLIED ANALYSIS 文献号: 390543	2011		Zhao Yige	/	38	40	/
光功能材料与成像	CHEMISTRY (化学)	DEVELOPMENT OF FLUORESCENT PROBES BASED ON PROTECTION-DEPROTECTION OF THE KEY FUNCTIONAL GROUPS FOR BIOLOGICAL IMAGING	CHEM SOC REV 44 (15): 5003-5015 2015	2015	林伟英	Tang Yongke	43	49	54	67
		Single near-infrared fluorescent probe with high- and low-sensitivity sites for sensing different concentration ranges of biological thiols with distinct modes of fluorescence signals	CHEMICAL SCIENCE, 2016, 7(3): 1896-1903	2016		Chen Hua	10	13	16	19
		Development of a Two-Photon Fluorescent Probe for Imaging of Endogenous Formaldehyde in Living	ANGEWANDTE	2016		Tang				

研究院		Tissues	CHEMIE-INTERNATIONAL EDITION,2016,55(10:335 6-3359			Yongke	9	10	13	25	
		Dual Site-Controlled and Lysosome-Targeted Intramolecular Charge Transfer-Photoinduced Electron Transfer-Fluorescence Resonance Energy Transfer Fluorescent Probe for Monitoring pH Changes in Living Cells	ANALYTICAL CHEMISTRY 卷: 88 期: 7 页: 4085-4091	2016		Dong Baoli			12	18	
材料科学与工程学院	MATERIALS SCIENCES (材料科学)	A hierarchically porous MgFe <sub>2</sub> O <sub>4</sub> /gamma-Fe <sub>2</sub> O <sub>3</sub> magnetic microspheres for efficient removals of dye and pharmaceutical from water	CHEMICAL ENGINEERING JOURNAL 卷: 283 页: 524-534	2016	李嘉	LU LU			7	9	
		Near room-temperature triethylamine sensor constructed with CuO/ZnO P-N heterostructural nanorods directly on flat electrode	SENSORS AND ACTUATORS B-CHEMICAL 卷: 225 页: 16-23、	2016	曹丙强	Xu Qii		9			
		From unstable CsSnI <sub>3</sub> to air-stable Cs <sub>2</sub> SnI <sub>6</sub> : A lead-free perovskite solar cell light absorber with bandgap of 1.48 eV and high absorption coefficient	SOLAR ENERGY MATERIALS AND SOLAR CELLS 2017 年, 卷: 159 页: 227-234	2017		Qiu Xiaofeng				3	
商学院	Economics & Business (经济学与商学)	The Effect of Parental Absence on Child Development in Rural China	ASIAN ECONOMIC POLICY REVIEW 2017 年, 卷: 12 期: 1 页: 117-134 2017	2017	校外	Wu Jia				3	
医学与生命科学学院	Clinical Medicine (临床医学)	GENOMEWIDE ASSOCIATION STUDY OF LEPROSY	N ENGL J MED 361 (27): 2609-2618 DEC 31 2009	2009	张福仁	张福仁	295	303	310	319	
		Predictive biomarkers in PD-1/PD-L1 checkpoint blockade immunotherapy	CANCER TREATMENT REVIEWS 卷: 41 期: 10 页: 868-876	2015	邢立刚	Meng Xiaojiao			29	38	

## 7 济南大学高被引论文详细情况

### 7.1 详细数据统计表

各学科高被引论文数量及学院分布、作者情况如表-7 所示。

表-7 各学科高被引论文数量及分布学院、作者情况

类别	学科	高被引论文篇数	论文编号	高被引次数	所属学院	通（讯第1作者单位）	通（讯第2作者单位）	通（讯第4作者单位）	第1单位（非通讯单位）	第2单位	第3单位	第4单位	第7单位	第9单位	第13单位		
进入前1%学科	CHEMISTRY (化学)	10	1	266	化学化工学院					√							
			2	205	化学化工学院					√							
			3	178	材料科学与工程学院						√						
			4	137	化学化工学院	√											
			5	67	光功能材料与成像研究院	√											
			6	43	化学化工学院	√											
			7	25	光功能材料与成像研究院	√											
			8	19	光功能材料与成像研究院	√											
			9	19	化学化工学院							√					
			10	18	光功能材料与成像研究院	√											
	Clinical Medicine (临床医学)	5	1	319	医学与生命科学学院	√											
			2	200	医学与生命科学学院											√	
			3	106	医学与生命科学学院											√	
			4	38	医学与生命科学学院-肿瘤医院	√											
			5	27	医学与生命科学学院				√								
	Materials Science (材料)	8	1	182	化学化工学院	√											
			2	99	化学化工学院						√						
			3	43	材料科学与工程学院							√					
			4	24	物理科学与技术学院	√											

科学)		5	20	材料科学与工程学院							√						
		6	18	物理科学与技术学院	√												
		7	3	材料科学与工程学院	√												
		8	3	化学化工学院	√												
	Engineering (工程学)	15	1	180	化学化工学院	√											
			2	108	资源与环境学院	√											
			3	97	资源与环境学院	√											
			4	87	资源与环境学院	√											
			5	81	资源与环境学院	√											
			6	64	化学化工学院	√											
			7	63	商学院				√								
			8	60	商学院							√					
			9	59	资源与环境学院	√											
			10	47	资源与环境学院	√											
			11	43	资源与环境学院	√											
			12	25	资源与环境学院	√											
			13	11	资源与环境学院	√											
			14	9	非济南大学文章												
			15	9	材料科学与工程学院	√											
未进入前1%学科	Physics (物理学)	7	1	63	物理科学与技术学院						√						
			2	48	化学化工学院									√			
			3	36	物理科学与技术学院	√											
			4	32	物理科学与技术学院	√											
			5	21	物理科学与技术学院	√											
			6	19	物理科学与技术学院	√											
			7	16	物理科学与技术学院	√											
	Biology & Biochemistry (生物与生物化学)	4	1	152	医学与生命科学学院-省肿瘤医院								√				
			2	116	化学化工学院	√											
			3	94	化学化工学院	√											
			4	70	医学与生命科学学院								√				

Mathematics (数学)	2	1	54	数学科学学院	√									
		2	45	数学科学学院					√					
Economics & Business (经济与商学)	1	1	3	商学院				√						
Agriculture Sciences (农业科学)	2	1		非济南大学文章										
		2		非济南大学文章										

## 7.2 济南大学前 1% 学科学科现状分析

### 7.2.1 化学学科现状分析

化学学科 2017 年 7 月国内高校 ESI 排名如表-8 所示。可以看出排在前 10 位的高校分别是中国科学院大学、浙江大学、清华大学、南京大学、北京大学、中国科学技术大学、复旦大学、南开大学、吉林大学和华东理工大学。在表-8 中，排名第 1 位的中国科学院大学至排名第 121 位的安徽工业大学，其化学学科都进入了 ESI 的前 1% 行列。我校的化学学科按照 ESI 总被引频次在国内高校排名第 55 位，省内高校第 4 位。

表-8 化学学科国内高校排名

排名	名称	Web of Science 论文数	学科规范化的引文影响力	被引频次	论文被引百分比	国际合作论文
1	University of Chinese Academy of	17194	1.33	283028	84.83	1640

	Sciences					
2	Zhejiang University	12513	1.19	197400	86.05	2004
3	Tsinghua University	10022	1.47	188490	85.4	1733
4	Nanjing University	9358	1.38	166364	87.49	1557
5	Peking University	8458	1.44	163032	87.28	1723
6	University of Science & Technology of China	8429	1.53	159614	85.56	1645
7	Fudan University	7201	1.43	146385	87.67	1377
8	Nankai University	7565	1.45	144291	87.28	899
9	Jilin University	11365	1.03	143809	82.4	1598
10	East China University of Science & Technology	8355	1.23	127858	84.84	1597
11	Dalian University of Technology	5989	1.31	102117	84.82	1300
12	Sichuan University	9299	0.91	101635	81.7	1002
13	Xiamen University	5596	1.42	99264	86.1	1238
14	Wuhan University	5019	1.45	92597	86.61	728
15	Sun Yat Sen University	5015	1.44	90451	86.8	805
16	Shandong University	7332	1.02	89469	83.1	1096
17	South China University of Technology	6323	1.31	88968	83.66	1091
18	Lanzhou University	5120	1.36	83807	87.91	470
19	Shanghai Jiao Tong University	5875	1.12	82780	84.78	1197
20	Suzhou University	5415	1.34	78911	85.56	1046
21	Tianjin University	6983	1.03	78344	80.17	1027
22	Beijing University of Chemical Technology	6215	1	73821	83.64	911
23	Hunan University	4073	1.53	68400	86.13	561
24	Northeast Normal University - China	3664	1.16	59972	85.67	283
25	Fuzhou University	3270	1.57	59956	84.1	370
26	East China Normal University	3340	1.39	54749	87.19	605
27	Harbin Institute of Technology	4551	1.05	51403	78.95	950
28	Huazhong University of Science & Technology	3732	1.27	49123	81.89	819
29	Wuhan University of Technology	1785	2.08	43296	82.07	551
30	Beijing Institute of Technology	3947	0.94	43076	79.63	658
31	Southeast University - China	3951	0.95	42494	77.32	532
32	Central China Normal University	2160	1.41	41045	84.17	289
33	Nanjing University of Technology	3962	0.94	38389	77.18	590
34	Xi'an Jiaotong University	3366	1.06	37872	79.06	745
35	Tongji University	2881	1.15	36637	83.44	492
36	Shanghai University	2789	1.18	35817	79.89	469
37	Zhengzhou University	3565	0.89	34486	80.42	362
38	Central South University	3702	0.96	34133	81.79	553
39	Southwest University - China	2720	1.11	32219	82.61	248


40	Donghua University	2451	1.07	31978	82.7	518
41	Northwest University Xi'an	2861	0.94	29821	81.86	352
42	Beijing Normal University	2569	0.99	29784	83.85	544
43	University of Science & Technology Beijing	2536	1.1	28543	79.73	491
44	Nanjing University of Science & Technology	2765	0.95	28327	79.31	306
45	Qingdao University of Science & Technology	2555	0.89	27991	79.88	168
46	Zhejiang University of Technology	3133	0.77	26525	77.4	350
47	China University of Petroleum	3021	0.87	26254	74.84	528
48	Jiangsu University	2493	1.21	24565	78.86	316
49	Beihang University	1916	1.22	23422	78.18	323
50	Jiangnan University	2740	0.86	23231	77.85	462
51	China Pharmaceutical University	2598	0.77	21934	81.56	298
52	Anhui Normal University	1290	1.29	21868	87.83	87
53	South China Normal University	2058	0.87	21378	83.38	425
54	University Town of Shenzhen	1588	1.4	20832	81.49	291
55	University of Jinan	1948	1.14	20176	80.39	182
56	Chongqing University	2376	1.03	20053	74.24	414
57	Xiangtan University	1765	1.01	19432	81.7	212
58	Shaanxi Normal University	2122	0.89	19143	80.4	245
59	Harbin Engineering University	1001	1.43	18884	83.72	147
60	Yangzhou University	1617	1.08	18321	81.14	229
61	Henan Normal University	1714	0.85	18035	80.86	183
62	China Agricultural University	2113	0.67	17795	75.39	308
63	Zhejiang Normal University	1455	1.06	17324	80.89	186
64	Henan University	1827	0.8	16943	81.55	166
65	Nanjing Normal University	1155	1.22	16903	83.64	136
66	Nanjing University of Posts & Telecommunications	872	1.51	16607	79.24	133
67	Nanchang University	1710	0.9	16123	80.35	261
68	Shanghai Normal University	869	1.4	15884	85.85	117
69	Wenzhou University	1130	1.08	15728	82.92	138
70	Northeastern University - China	1518	0.81	15185	76.88	260
71	Hunan Normal University	1055	1.12	14988	86.07	108
72	Hefei University of Technology	1448	0.99	14512	77.62	215
73	Heilongjiang University	1331	1.05	14331	77.91	179
74	Jinan University	1604	0.81	14200	79.3	175
75	Shanxi University	1479	1	14196	77.48	196
76	Jiangxi Normal University	1202	1.16	14158	80.95	104
77	Zhejiang Sci-Tech University	1178	1.19	14128	81.41	252
78	Beijing University of Technology	1256	1.06	13978	78.03	198

79	Ocean University of China	1625	0.81	13932	79.69	203
80	China University of Geosciences	1473	1.07	13919	76.31	347
81	Nanjing University of Aeronautics & Astronautics	993	1.23	13880	80.26	195
82	Northwestern Polytechnical University	1613	0.96	13823	79.6	274
83	Northwest Normal University - China	1534	0.83	12724	79.99	78
84	Hangzhou Normal University	1080	1.02	12471	83.15	155
85	Hubei University	1026	1.06	11965	84.02	212
86	Guangxi Normal University	1157	0.83	11895	79.52	104
87	Anhui University	1242	0.94	11849	76.09	121
88	Shandong Normal University	1119	0.95	11744	79.54	105
89	Changzhou University	1427	1.01	11660	75.19	158
90	Jiangsu Normal University	1176	0.9	11299	76.11	119
91	Hebei University	1534	0.59	11153	74.9	71
92	Tianjin Normal University	903	0.94	11134	78.52	43
93	Liaocheng University	1543	0.56	11129	77.9	73
94	Shenyang Pharmaceutical University	1568	0.59	10994	80.74	216
95	Huaqiao University	761	1.19	10444	82.65	65
96	Qingdao University	938	1.06	10013	77.29	250
97	Huazhong Agricultural University	872	0.96	10007	81.08	116
98	South Central University for Nationalities	784	1.13	9839	80.1	99
99	Renmin University of China	660	1.3	9678	85	119
100	Yunnan University	986	0.79	9303	78.8	91
101	Tianjin Polytechnic University	1228	0.74	8790	76.06	126
102	Capital Normal University	1066	0.89	8779	75.7	81
103	Taiyuan University of Technology	1479	0.71	8726	72.62	204
104	Liaoning Normal University	1089	0.59	8715	80.72	59
105	Northwest A&F University - China	1084	0.77	8236	76.94	230
106	Second Military Medical University	934	0.64	8040	82.87	100
107	Hebei Normal University	799	0.78	7863	80.98	78
108	Luoyang Normal University	1096	0.56	7862	63.23	52
109	Northeast Forestry University - China	823	0.85	7656	80.56	133
110	University of Electronic Science & Technology of China	1065	0.8	7654	73.05	247
111	Fujian Normal University	952	0.82	7652	75.42	93
112	China University of Mining & Technology	1270	0.67	7558	70.87	256
113	Ningbo University	1161	0.78	7532	75.19	125
114	Guizhou University	1007	0.78	7495	73.78	205
115	Liaoning University	883	0.68	7463	79.61	88



116	Wenzhou Medical University	527	1.14	7405	77.61	88
117	Xinjiang University	944	0.65	7170	75	86
118	Hebei University of Technology	1000	0.66	6995	74.4	130
119	Qufu Normal University	852	1.13	6737	74.77	74
120	Bohai University	701	0.83	6573	81.88	51
121	Anhui University of Technology	645	0.87	6478	80.31	56

我校化学学科共有 10 篇高被引论文，如图-8 所示：



- 1 SYNTHESIS OF FUNCTIONALIZED 3D HIERARCHICAL POROUS CARBON FOR HIGH-PERFORMANCE SUPERCAPACITORS** Times Cited: 266

By: QIE, L; CHEN, WM; XU, HH; et al  
Source: ENERGY ENVIRON SCI 6 (8): 2497-2504 AUG 2013  
Research Fields: CHEMISTRY
- 2 HIGH-PERFORMANCE BI-FUNCTIONAL ELECTROCATALYSTS OF 3D CRUMPLED GRAPHENE-COBALT OXIDE NANOHYBRIDS FOR OXYGEN REDUCTION AND EVOLUTION REACTIONS** Times Cited: 205

By: MAO, S; WEN, ZH; HUANG, TZ; et al  
Source: ENERGY ENVIRON SCI 7 (2): 609-616 FEB 2014  
Research Fields: CHEMISTRY
- 3 GENERALIZED FABRICATION OF NANOPOROUS METALS (AU, PD, PT, AG, AND CU) THROUGH CHEMICAL DEALLOYING** Times Cited: 178

By: ZHANG, ZH; WANG, Y; QI, Z; et al  
Source: J PHYS CHEM C 113 (29): 12629-12636 JUL 23 2009  
Research Fields: CHEMISTRY
- 4 PAPER-BASED CHEMILUMINESCENCE ELISA: LAB-ON-PAPER BASED ON CHITOSAN MODIFIED PAPER DEVICE AND WAX-SCREEN-PRINTING** Times Cited: 137

By: WANG, SM; GE, L; SONG, XR; et al  
Source: BIOSENS BIOELECTRON 31 (1): 212-218 JAN 15 2012  
Research Fields: CHEMISTRY Research Front
- 5 DEVELOPMENT OF FLUORESCENT PROBES BASED ON PROTECTION-DEPROTECTION OF THE KEY FUNCTIONAL GROUPS FOR BIOLOGICAL IMAGING** Times Cited: 67

By: TANG, YH; LEE, DY; WANG, JL; et al  
Source: CHEM SOC REV 44 (15): 5003-5015 2015  
Research Fields: CHEMISTRY
- 6 ULTRASENSITIVE ELECTROCHEMICAL IMMUNOASSAY FOR CEA THROUGH HOST-GUEST INTERACTION OF BETA-CYCLODEXTRIN FUNCTIONALIZED GRAPHENE AND CU@AG CORE-SHELL NANOPARTICLES WITH ADAMANTINE-MODIFIED ANTIBODY** Times Cited: 43

By: GAO, J; GUO, ZK; SU, FJ; et al  
Source: BIOSENS BIOELECTRON 63: 465-471 JAN 15 2015  
Research Fields: CHEMISTRY
- 7 DEVELOPMENT OF A TWO-PHOTON FLUORESCENT PROBE FOR IMAGING OF ENDOGENOUS FORMALDEHYDE IN LIVING TISSUES** Times Cited: 25

By: TANG, YH; KONG, XQ; XU, A; et al  
Source: ANGEW CHEM INT ED 55 (10): 3356-3359 MAR 1 2016  
Research Fields: CHEMISTRY
- 8 SINGLE NEAR-INFRARED FLUORESCENT PROBE WITH HIGH- AND LOW-SENSITIVITY SITES FOR SENSING DIFFERENT CONCENTRATION RANGES OF BIOLOGICAL THIOLS WITH DISTINCT MODES OF FLUORESCENCE SIGNALS** Times Cited: 19

By: CHEN, H; TANG, YH; REN, MG; et al  
Source: CHEM SCI 7 (3): 1896-1903 2016  
Research Fields: CHEMISTRY Research Front

9	AN EFFICIENT METAL- AND SOLVENT-FREE ORGANOCATALYTIC SYSTEM FOR CHEMICAL FIXATION OF CO <sub>2</sub> INTO CYCLIC CARBONATES UNDER MILD CONDITIONS	Times Cited: 19
By: WANG, L; ZHANG, GY; KODAMAA, K; et.al Source: GREEN CHEM 18 (5): 1229-1233 2016 Research Fields: CHEMISTRY		
10	DUAL SITE-CONTROLLED AND LYSOSOME-TARGETED INTRAMOLECULAR CHARGE TRANSFER-PHOTOINDUCED ELECTRON TRANSFER-FLUORESCENCE RESONANCE ENERGY TRANSFER FLUORESCENT PROBE FOR MONITORING PH CHANGES IN LIVING CELLS	Times Cited: 18
By: DONG, BL; SONG, XZ; WANG, C; et.al Source: ANAL CHEM 88 (7): 4085-4091 APR 5 2016 Research Fields: CHEMISTRY		

图-8 济南大学化学学科高被引论文

详细记录：

1. 被引频次 266 次（济南大学是第 2 作者单位，化学化工学院）

Synthesis of functionalized 3D hierarchical porous carbon for high-performance supercapacitors

作者: Qie, L (Qie, Long)[ 1 ]; Chen, WM (Chen, Weimin)[ 1 ]; Xu, HH (Xu, Henghui)[ 1 ]; Xiong, XQ (Xiong, Xiaoqin)[ 1 ]; Jiang, Y (Jiang, Yan)[ 1 ]; Zou, F (Zou, Feng)[ 1 ]; Hu, XL (Hu, Xianluo)[ 1 ]; Xin, Y (Xin, Ying)[ 2 ]; Zhang, ZL (Zhang, Zhaoliang)[ 2 ]; Huang, YH (Huang, Yunhui)[ 1 ]

ENERGY & ENVIRONMENTAL SCIENCE

卷: 6 期: 8 页: 2497-2504

DOI: 10.1039/c3ee41638k

出版年: AUG 2013

作者信息

通讯作者地址: Hu, XL (通讯作者)

Huazhong Univ Sci & Technol, Sch Mat Sci & Engn, Minist Educ, Key Lab Adv Battery Mat & Syst, Wuhan 430074, Hubei, Peoples R China.

地址:

[ 1 ] Huazhong Univ Sci & Technol, Sch Mat Sci & Engn, Minist Educ, Key Lab Adv Battery Mat & Syst, Wuhan 430074, Hubei, Peoples R China

[ 2 ] Univ Jinan, Sch Chem & Chem Engn, Shandong Prov Key Lab Fluorine Chem & Chem Mat, Jinan 250022, Shandong, Peoples R China

电子邮件地址: huxl@mail.hust.edu.cn; huangyh@mail.hust.edu.cn

研究方向: Chemistry; Energy & Fuels; Engineering; Environmental Sciences & Ecology

Web of Science 类别: Chemistry, Multidisciplinary; Energy & Fuels; Engineering, Chemical; Environmental Sciences

文献信息

文献类型: Article

语种: English

入藏号: WOS:000321983800023

ISSN: 1754-5692

eISSN: 1754-5706

---

## 2. 被引频次 205 (济南大学是第 2 作者单位, 化学化工学院)

High-performance bi-functional electrocatalysts of 3D crumpled graphene-cobalt oxide nanohybrids for oxygen reduction and evolution reactions

作者:Mao, S (Mao, Shun)[ 1 ] ; Wen, ZH (Wen, Zhenhai)[ 1 ] ; Huang, TZ (Huang, Taizhong)[ 1,2 ] ; Hou, Y (Hou, Yang)[ 1 ] ; Chen, JH (Chen, Junhong)[ 1 ]

查看 ResearcherID 和 ORCID

ENERGY & ENVIRONMENTAL SCIENCE

卷: 7 期: 2 页: 609-616

DOI: 10.1039/c3ee42696c

出版年: FEB 2014

作者信息

通讯作者地址: Mao, S (通讯作者)

Univ Wisconsin, Dept Mech Engr, 3200 N Cramer St, Milwaukee, WI 53211 USA.

地址:

[ 1 ] Univ Wisconsin, Dept Mech Engr, Milwaukee, WI 53211 USA

[ 2 ] **Univ Jinan**, Key Lab Chem Sensing & Anal Univ Shandong, Sch Chem & Chem Engr,

Jinan 250022, Peoples R China

电子邮件地址:jhchen@uwm.edu

类别 / 分类

研究方向:Chemistry; Energy & Fuels; Engineering; Environmental Sciences & Ecology

Web of Science 类别:Chemistry, Multidisciplinary; Energy & Fuels; Engineering, Chemical; Environmental Sciences

文献信息

文献类型:Article

语种:English

入藏号: WOS:000331413700008

ISSN: 1754-5692

eISSN: 1754-5706

## 3. 被引频次 178 次 (济南大学是第 2 作者单位, 材料科学与工程学院)

Generalized Fabrication of Nanoporous Metals (Au, Pd, Pt, Ag, and Cu) through Chemical Dealloying

作者:Zhang, ZH (Zhang, Zhonghua)[ 1 ] ; Wang, Y (Wang, Yan)[ 2 ] ; Qi, Z (Qi, Zhen)[ 1 ] ; Zhang, WH (Zhang, Wenhua)[ 3 ] ; Qin, JY (Qin, Jingyu)[ 1 ] ; Frenzel, J (Frenzel, Jan)[ 4 ]

JOURNAL OF PHYSICAL CHEMISTRY C

卷: 113

期: 29

页: 12629-12636

DOI: 10.1021/jp811445a

出版年: JUL 23 2009

作者信息

通讯作者地址: Zhang, ZH (通讯作者)

Shandong Univ, Key Lab Liquid Solid Struct Evolut & Proc Mat, Sch Mat Sci & Engr,

---

Minist Educ, Jingshi Rd 73, Jinan 250061, Peoples R China.

地址:

[1] Shandong Univ, Key Lab Liquid Solid Struct Evolut & Proc Mat, Sch Mat Sci & Engr, Minist Educ, Jinan 250061, Peoples R China

[2] **Univ Jinan**, Sch Mat Sci & Engr, Jinan 250022, Peoples R China

[3] Chinese Acad Sci, Dalian Inst Chem Phys, Dalian Natl Lab Clean Energy, Dalian 116023, Peoples R China

[4] Ruhr Univ Bochum, Inst Werkstoffe, D-44780 Bochum, Germany

电子邮件地址:zh\_zhang@sdu.edu.cn

文献类型:Article

语种:English

入藏号: WOS:000268139800004

ISSN: 1932-7447

#### 4. 被引频次 137 次 (济南大学是第 1 作者和通讯作者单位, 化学化工学院)

Paper-based chemiluminescence ELISA: Lab-on-paper based on chitosan modified paper device and wax-screen-printing

作者:Wang, SM (Wang, Shoumei)[ 1,3 ] ; Ge, L (Ge, Lei)[ 1,3 ] ; Song, XR (Song, Xianrang)[ 2,3 ] ; Yu, JH (Yu, Jinghua)[ 1,3 ] ; Ge, SG (Ge, Shengguang)[ 1,3 ] ; Huang, JD (Huang, Jiadong)[ 1,3 ] ; Zeng, F (Zeng, Fang)[ 1,3 ]

查看 ResearcherID 和 ORCID

BIOSENSORS & BIOELECTRONICS

卷: 31 期: 1 页: 212-218

DOI: 10.1016/j.bios.2011.10.019

出版年: JAN 15 2012

作者信息

通讯作者地址: Yu, JH (通讯作者)

**Univ Jinan**, Sch Chem & Chem Engr, Jinan 250022, Peoples R China.

[1] **Univ Jinan**, Sch Chem & Chem Engr, Jinan 250022, Peoples R China

[2] Shandong Tumor Hosp, Canc Res Ctr, Jinan 250117, Peoples R China

[3] **Univ Jinan**, Shandong Prov Key Lab Fluorine Chem & Chem Mat, Jinan 250022, Peoples R China

电子邮件地址:ujn.yujh@gmail.com

研究方向 :Biophysics; Biotechnology & Applied Microbiology; Chemistry; Electrochemistry; Science & Technology - Other Topics

Web of Science 类别:Biophysics; Biotechnology & Applied Microbiology; Chemistry, Analytical; Electrochemistry; Nanoscience & Nanotechnology

文献信息

文献类型:Article

语种:English

入藏号: WOS:000300468400033

PubMed ID: 22051546

ISSN: 0956-5663

5. 被引频次 67 (济南大学是第 1 作者和通讯作者单位, 光功能材料与成像研究院)

Development of fluorescent probes based on protection-deprotection of the key functional groups for biological imaging

作者:Tang, YH (Tang, Yonghe)[ 1 ] ; Lee, DY (Lee, Dayoung)[ 2 ] ; Wang, JL (Wang, Jiaoliang)[ 3 ] ; Li, GH (Li, Guanhan)[ 1 ] ; Yu, JH (Yu, Jinghua)[ 1 ] ; Lin, WY (Lin, Weiyong)[ 1,3 ] ; Yoon, JY (Yoon, Juyoung)[ 2 ]

CHEMICAL SOCIETY REVIEWS

卷: 44 期: 15 页: 5003-5015

DOI: 10.1039/c5cs00103j

出版年: 2015

作者信息

通讯作者地址: Lin, WY (通讯作者)

Univ Jinan, Sch Biol Sci & Technol, Sch Chem & Chem Engr, Inst Fluorescent Probes Biol Imaging, Jinan 250022, Shandong, Peoples R China.

地址:

[1] Univ Jinan, Sch Biol Sci & Technol, Sch Chem & Chem Engr, Inst Fluorescent Probes Biol Imaging, Jinan 250022, Shandong, Peoples R China

[2] Ewha Womans Univ, Dept Chem & Nano Sci, Seoul 120750, South Korea

[3] Hunan Univ, Coll Chem & Chem Engr, State Key Lab Chemobiosensing & Chemometr, Changsha 410082, Hunan, Peoples R China

研究方向:Chemistry

Web of Science 类别:Chemistry, Multidisciplinary

文献信息

文献类型:Review

语种:English

入藏号: WOS:000358219300002

PubMed ID: 25971860

ISSN: 0306-0012

eISSN: 1460-4744

6. 被引频次 43 (济南大学是第 1 作者和通讯作者单位, 化学化工学院)

Ultrasensitive electrochemical immunoassay for CEA through host-guest interaction of beta-cyclodextrin functionalized graphene and Cu@Ag core-shell nanoparticles with adamantane-modified antibody

作者:Gao, J (Gao, Jian)[ 1 ] ; Guo, ZK (Guo, Zhankui)[ 1 ] ; Su, FJ (Su, Fengjie)[ 1 ] ; Gao, L (Gao, Liang)[ 1 ] ; Pang, XH (Pang, Xuehui)[ 1 ] ; Cao, W (Cao, Wei)[ 1 ] ; Du, B (Du, Bin)[ 1 ] ; Wei, Q (Wei, Qin)[ 1 ]

BIOSENSORS & BIOELECTRONICS

卷: 63 页: 465-471

DOI: 10.1016/j.bios.2014.07.081

出版年: JAN 15 2015

作者信息

通讯作者地址: Wei, Q (通讯作者)

Univ Jinan, Sch Chem & Chem Engr, Key Lab Chem Sensing & Anal Univ Shandong,

---

Jinan 250022, Peoples R China.

地址:

[ 1 ] Univ Jinan, Sch Chem & Chem Engn, Key Lab Chem Sensing & Anal Univ Shandong,  
Jinan 250022, Peoples R China

电子邮件地址:sdjndxwq@163.com

研究方向:Biophysics; Biotechnology & Applied Microbiology; Chemistry;  
Electrochemistry; Science & Technology - Other Topics

Web of Science 类别:Biophysics; Biotechnology & Applied Microbiology; Chemistry,  
Analytical; Electrochemistry; Nanoscience & Nanotechnology

文献信息

文献类型:Article

语种:English

入藏号: WOS:000343337000063

PubMed ID: 25129508

ISSN: 0956-5663

eISSN: 1873-4235

**7. 被引频次 25 (济南大学是第 1 作者和通讯作者单位, 光功能材料与成像研究院)**

Development of a Two-Photon Fluorescent Probe for Imaging of Endogenous  
Formaldehyde in Living Tissues

作者:Tang, YH (Tang, Yonghe)[ 1 ] ; Kong, XQ (Kong, Xiuqi)[ 1 ] ; Xu, A (Xu, An)[ 1 ] ; Dong,  
BL (Dong, Baoli)[ 1 ] ; Lin, WY (Lin, Weiyong)[ 1 ]

ANGEWANDTE CHEMIE-INTERNATIONAL EDITION

卷: 55 期: 10 页: 3356-3359

DOI: 10.1002/anie.201510373

出版年: MAR 1 2016

作者信息

通讯作者地址: Lin, WY (通讯作者)

Univ Jinan, Sch Biol Sci, Sch Chem & Chem Engn, Inst Fluorescent Probes Biol Imaging,  
Jinan 250022, Shandong, Peoples R China.

地址:

[ 1 ] Univ Jinan, Sch Biol Sci, Sch Chem & Chem Engn, Inst Fluorescent Probes Biol  
Imaging, Jinan 250022, Shandong, Peoples R China

电子邮件地址:weiyonglin2013@163.com

文献信息

文献类型:Article

语种:English

入藏号: WOS:000371418200022

ISSN: 1433-7851

eISSN: 1521-3773

**8. 被引频次 19 (济南大学是第 1 作者和通讯作者单位, 光功能材料与成像研究院)**

Single near-infrared fluorescent probe with high- and low-sensitivity sites for sensing  
different concentration ranges of biological thiols with distinct modes of fluorescence signals

---

作者:Chen, H (Chen, Hua)[ 2 ] ; Tang, YH (Tang, Yonghe)[ 1 ] ; Ren, MG (Ren, Mingguang)[ 1 ] ; Lin, WY (Lin, Weiyong)[ 1,2 ]

CHEMICAL SCIENCE

卷: 7 期: 3 页: 1896-1903

DOI: 10.1039/c5sc03591k

出版年: 2016

作者信息

通讯作者地址: Lin, WY (通讯作者)

**Univ Jinan**, Sch Biol Sci & Technol, Sch Chem & Chem Engr, Inst Fluorescent Probes Biol Imaging, Jinan 250022, Shandong, Peoples R China.

通讯作者地址: Lin, WY (通讯作者)

Hunan Univ, Coll Chem & Chem Engr, State Key Lab Chemo Biosensing & Chemometr, Changsha 410082, Hunan, Peoples R China.

地址:

[1] **Univ Jinan**, Sch Biol Sci & Technol, Sch Chem & Chem Engr, Inst Fluorescent Probes Biol Imaging, Jinan 250022, Shandong, Peoples R China

[2] Hunan Univ, Coll Chem & Chem Engr, State Key Lab Chemo Biosensing & Chemometr, Changsha 410082, Hunan, Peoples R China

电子邮件地址:Weiyinglin2013@163.com

文献信息

文献类型:Article

语种:English

入藏号: WOS:000371021900031

ISSN: 2041-6520

eISSN: 2041-6539

### 9. 被引频次 19 (济南大学是第 2 作者单位, 化学化工学院)

An efficient metal- and solvent-free organocatalytic system for chemical fixation of CO<sub>2</sub> into cyclic carbonates under mild conditions

作者:Wang, L (Wang, Lin)[ 1 ] ; Zhang, GY (Zhang, Guangyou)[ 2 ] ; Kodama, K (Kodama, Koichi)[ 1 ] ; Hirose, T (Hirose, Takuji)[ 1 ]

GREEN CHEMISTRY

卷: 18 期: 5 页: 1229-1233

DOI: 10.1039/c5gc02697k

出版年: 2016

作者信息

通讯作者地址: Hirose, T (通讯作者)

Saitama Univ, Grad Sch Sci & Engr, Sakura Ku, 255 Shimo Okubo, Saitama 3388570, Japan.

地址:

[ 1 ] Saitama Univ, Grad Sch Sci & Engr, Sakura Ku, 255 Shimo Okubo, Saitama 3388570, Japan

[ 2 ] **Univ Jinan**, Sch Chem & Chem Engr, Jinan 250022, Peoples R China

电子邮件地址:hirose@apc.saitama-u.ac.jp

---

文献信息

文献类型:Article

语种:English

入藏号:WOS:000371608100008

ISSN: 1463-9262

eISSN: 1463-9270

10. 被引频次 18(济南大学是第 1 作者和通讯作者单位,光功能材料与成像研究院)

Dual Site-Controlled and Lysosome-Targeted Intramolecular Charge Transfer-Photoinduced Electron Transfer-Fluorescence Resonance Energy Transfer Fluorescent Probe for Monitoring pH Changes in Living Cells

作者:Dong, BL (Dong, Baoli)[ 1 ] ; Song, XZ (Song, Xuezhen)[ 1 ] ; Wang, C (Wang, Chao)[ 1 ] ; Kong, XQ (Kong, Xiuqi)[ 1 ] ; Tang, YH (Tang, Yonghe)[ 1 ] ; Lin, WY (Lin, Weiyong)[ 1 ]

ANALYTICAL CHEMISTRY

卷: 88 期: 7 页: 4085-4091

DOI: 10.1021/acs.analchem.6b00422

出版年: APR 5 2016

作者信息

通讯作者地址: Lin, WY (通讯作者)

Univ Jinan, Sch Biol Sci, Sch Chem & Chem Engr, Inst Fluorescent Probes Biol Imaging, Jinan 250022, Shandong, Peoples R China.

地址:

[ 1 ] Univ Jinan, Sch Biol Sci, Sch Chem & Chem Engr, Inst Fluorescent Probes Biol Imaging, Jinan 250022, Shandong, Peoples R China

电子邮件地址:weiyonglin2013@163.com

研究方向:Chemistry

Web of Science 类别:Chemistry, Analytical

文献信息

文献类型:Article

语种:English

入藏号: WOS:000373656300088

PubMed ID: 26987045

ISSN: 0003-2700

eISSN: 1520-6882

## 7.2.2 临床医学学科现状分析

临床医学 2017 年 7 月国内高校 ESI 排名如表-9 所示。可以看出排在前 10 位的高校分别是上海交通大学、中山大学、复旦大学、北京大学、浙江大学、首



都医科大学、四川大学、南京医科大学、华中科技大学和第二军医大学。在表-9中，排名第1位的上海交通大学至排名第80位的锦州医科大学，其临床医学学科都进入了ESI的前1%行列。我校的临床医学学科按照ESI总被引频次在国内高校排名第40位，省内高校第3位。

表-9 ESI 临床医学国内高校排名

排名	名称	Web of Science 论文数	学科规范化的引文影响力	被引频次	论文被引百分比	国际合作论文
1	Shanghai Jiao Tong University	15060	1.15	165521	78.05	3466
2	Sun Yat Sen University	11361	1.13	121405	79.71	2504
3	Fudan University	11154	1.17	117818	78.28	2666
4	Peking University	9765	1.13	109286	78.77	2921
5	Zhejiang University	8546	0.92	73304	75.51	1562
6	Capital Medical University	9119	0.88	71599	72.6	2257
7	Sichuan University	8228	0.84	63372	76.02	1503
8	Nanjing Medical University	6729	1.07	60537	77.16	1210
9	Huazhong University of Science & Technology	7089	0.85	57376	77.51	1653
10	Second Military Medical University	5108	1.1	57302	81.01	886
11	Shandong University	6868	0.86	52471	74.83	1309
12	Fourth Military Medical University	4497	1.05	49079	82.88	966
13	Central South University	5631	1.07	48648	74.21	1190
14	China Medical University	5009	0.84	38508	77.52	932
15	Nanjing University	3641	1.19	37539	77.95	706
16	Southern Medical University - China	4276	1.04	35161	74.11	772
17	Harbin Medical University	3765	1.03	34810	78.38	850
18	Third Military Medical University	3708	0.97	34196	78.83	687
19	Wuhan University	4053	0.99	31992	76.46	796
20	Tongji University	3775	1.07	31495	75.63	845
21	Tianjin Medical University	3609	1.02	31458	74.84	874
22	Suzhou University	3566	0.96	28397	74.31	690
23	Chongqing Medical University	3278	1.09	27516	74.77	649
24	Xi'an Jiaotong University	3633	0.88	26938	72.58	773
25	Zhengzhou University	3519	0.85	21299	68.4	694
26	Wenzhou Medical University	3213	0.8	20837	69.31	820
27	Jilin University	3327	0.81	20373	68.17	824
28	Anhui Medical University	2478	0.96	18701	74.33	480

29	Guangzhou Medical University	2418	1	17657	73.24	432
30	Southeast University - China	1664	1.11	14933	76.5	377
31	Guangxi Medical University	1930	0.91	14477	73.99	283
32	Fujian Medical University	2061	0.75	12442	70.5	315
33	Tsinghua University	1226	0.97	11576	74.55	371
34	Hebei Medical University	1834	0.76	11391	69.19	262
35	Xiamen University	1443	0.97	11382	74.01	380
36	Dalian Medical University	1495	0.86	11251	71.1	317
37	Jinan University	1444	0.85	10739	74.17	266
38	Qingdao University	1863	0.71	10350	67.47	235
39	Shantou University	956	1.11	10112	77.93	206
40	University of Jinan	1215	0.83	9119	74.65	137
41	Nantong University	1458	0.83	9051	72.84	166
42	Nanjing University of Chinese Medicine	952	1.24	9013	68.38	201
43	Jiangsu University	974	0.91	7081	74.85	98
44	Lanzhou University	918	0.81	7034	72	203
45	Nanchang University	1212	0.85	6960	66.17	189
46	Nankai University	642	1.1	6688	82.09	189
47	Shanghai University of Traditional Chinese Medicine	1063	0.8	6419	70.93	269
48	Guangdong Medical University	813	0.94	5872	75.4	145
49	University of Chinese Academy of Sciences	516	1.44	5670	81.59	148
50	Kunming Medical University	943	0.82	5417	66.81	227
51	University of Science & Technology of China	379	1.38	5375	80.74	155
52	Shanxi Medical University	703	0.86	5043	72.26	188
53	Xinjiang Medical University	960	0.77	4938	63.75	155
54	Xuzhou Medical College	893	0.8	4711	69.54	107
55	China Pharmaceutical University	474	1.07	4603	76.16	127
56	University Town of Shenzhen	500	1.09	4308	76	195
57	University of South China	498	1.06	4252	75.9	101
58	Ningbo University	441	1.22	4128	73.7	88
59	Beijing University of Chinese Medicine	894	0.53	3989	66.44	247
60	East China Normal University	328	1.15	3981	80.49	155
61	Guangzhou University of Chinese Medicine	858	0.61	3854	67.02	189
62	Ningxia Medical University	481	0.91	3398	72.97	89
63	Yangzhou University	495	0.94	3120	72.32	88
64	Southwest Medical University	458	0.89	3111	65.94	91
65	Yanbian University	350	0.87	2992	78	233
66	Shenzhen University	459	1.07	2960	67.32	124
67	Beijing Normal University	261	0.77	2414	74.33	104

68	Hunan Normal University	303	0.78	2388	76.9	120
69	Zhejiang Chinese Medical University	530	0.71	2382	62.64	91
70	Shanghai University	216	1.08	2362	81.02	63
71	Xinxiang Medical University	484	0.85	2317	70.04	59
72	Shenyang Pharmaceutical University	185	1.28	2288	78.38	48
73	Harbin Institute of Technology	261	1.05	2241	78.93	107
74	Inner Mongolia Medical University	412	0.85	2228	64.08	74
75	North China University of Science & Technology	338	0.71	2123	69.53	63
76	Binzhou Medical University	524	0.67	2121	61.64	67
77	Bengbu Medical College	359	0.88	2106	66.3	44
78	Hangzhou Normal University	286	0.82	2073	72.03	99
79	Guangdong Pharmaceutical University	259	1.03	2029	77.61	43
80	Jinzhou Medical University	412	0.68	1988	68.45	33

我校临床医学共有 5 篇高被引论文，如图-9 所示：

1	<b>GENOMEWIDE ASSOCIATION STUDY OF LEPROSY</b>	Times Cited: 319
	By: ZHANG, FR; HUANG, W; CHEN, SM; et al Source: N ENGL J MED 361 (27): 2609-2618 DEC 31 2009 Research Fields: CLINICAL MEDICINE	
2	<b>PREVALENCE, AWARENESS, TREATMENT, AND CONTROL OF HYPERTENSION IN RURAL AND URBAN COMMUNITIES IN HIGH-, MIDDLE-, AND LOW-INCOME COUNTRIES</b>	Times Cited: 200 Research Front
	By: CHOW, CK; TEO, KK; RANGARAJAN, S; et al Source: JAMA-J AM MED ASSN 310 (9): 959-968 SEP 4 2013 Research Fields: CLINICAL MEDICINE	
3	<b>CARDIOVASCULAR RISK AND EVENTS IN 17 LOW-, MIDDLE-, AND HIGH-INCOME COUNTRIES</b>	Times Cited: 106
	By: YUSUF, S; RANGARAJAN, S; TEO, K; et al Source: N ENGL J MED 371 (9): 818-827 AUG 28 2014 Research Fields: CLINICAL MEDICINE	
4	<b>PREDICTIVE BIOMARKERS IN PD-1/PD-L1 CHECKPOINT BLOCKADE IMMUNOTHERAPY</b>	Times Cited: 38
	By: MENG, XJ; HUANG, ZQ; TENG, FF; et al Source: CANCER TREATMENT REV 41 (10): 868-876 DEC 2015 Research Fields: CLINICAL MEDICINE	
5	<b>A FUNCTIONAL LNCRNA HOTAIR GENETIC VARIANT CONTRIBUTES TO GASTRIC CANCER SUSCEPTIBILITY</b>	Times Cited: 27
	By: PAN, WT; LIU, LS; WEI, JY; et al Source: MOL CARCINOGEN 55 (1): 90-96 JAN 2016 Research Fields: CLINICAL MEDICINE	

图-9 济南大学临床医学学科高被引论文

详细记录：

1. 被引频次 319（济南大学-医学与生命科学学院是第 1 单位和通讯作者单位）

Genomewide Association Study of Leprosy

作者:Zhang, FR (Zhang, Fu-Ren)[ 1 ] ; Huang, W (Huang, Wei); Chen, SM (Chen, Shu-Min); Sun, LD (Sun, Liang-Dan); Liu, H (Liu, Hong); Li, Y (Li, Yi); Cui, Y (Cui, Yong); Yan, XX (Yan, Xiao-Xiao); Yang, HT (Yang, Hai-Tao); Yang, RD (Yang, Rong-De)

NEW ENGLAND JOURNAL OF MEDICINE

卷: 361

期: 27

页: 2609-2618

DOI: 10.1056/NEJMoa0903753

出版年: DEC 31 2009

作者信息

通讯作者地址: Zhang, FR (通讯作者)

Shandong Acad Med Sci, Shandong Prov Inst Dermatol & Venereol, 57 Jiyuan Lu, Jinan 250022, Shandong, Peoples R China.

地址:

[ 1 ] Shandong Acad Med Sci, Shandong Prov Inst Dermatol & Venereol, Jinan 250022, Shandong, Peoples R China

电子邮件地址:zhangfuren@hotmail.com; ayzxj@vip.sina.com; liuj3@gis.a-star.edu.sg

学科类别:General & Internal Medicine

Web of Science 类别:Medicine, General & Internal

文献信息

文献类型:Article

语种:English

入藏号: WOS:000273181300008

PubMed ID: 20018961

ISSN: 0028-4793

## 2. 被引频次 200 (济南大学-医学与生命科学学院是第 13 单位)

Prevalence, Awareness, Treatment, and Control of Hypertension in Rural and Urban Communities in High-, Middle-, and Low-Income Countries

作者:Chow, CK (Chow, Clara K.)[ 1,24,25 ] ; Teo, KK (Teo, Koon K.)[ 1 ] ; Rangarajan, S (Rangarajan, Sumathy)[ 1 ] ; Islam, S (Islam, Shofiquel)[ 1 ] ; Gupta, R (Gupta, Rajeev)[ 2 ] ; Avezum, A (Avezum, Alvaro)[ 3 ] ; Bahonar, A (Bahonar, Ahmad)[ 4 ] ; Chifamba, J (Chifamba, Jephath)[ 5 ] ; Dagenais, G (Dagenais, Gilles)[ 6 ] ; Diaz, R (Diaz, Rafael)[ 7 ]

JAMA-JOURNAL OF THE AMERICAN MEDICAL ASSOCIATION

卷: 310 期: 9 页: 959-968

DOI: 10.1001/jama.2013.184182

出版年: SEP 4 2013

通讯作者地址: Yusuf, S (通讯作者)

Hamilton Gen Hosp, Populat Hlth Res Inst, PURE Project Off, 237 Barton St East, Hamilton, ON L8L 2X2, Canada.

地址:

[ 1 ] Hamilton Hlth Sci & McMaster Univ, Populat Hlth Res Inst, Hamilton, ON, Canada

[ 2 ] Fortis Escorts Hosp, JLN Marg, Jaipur, Rajasthan, India

[ 3 ] Dante Pazzanese Inst Cardiol, Sao Paulo, Brazil

- [ 4 ] Univ Med Sci, Cardiovasc Res Inst, Cardiovas Res Ctr, Esfahan, Iran  
 [ 5 ] Univ Zimbabwe, Coll Hlth Sci, Dept Physiol, Harare, Zimbabwe  
 [ 6 ] Univ Heart & Lung Inst, Quebec City, PQ, Canada  
 [ 7 ] Estudios Clin Latinoamer, Rosario, Argentina  
 [ 8 ] Aga Khan Univ, Karachi, Pakistan  
 [ 9 ] Univ La Frontera, Temuco, Chile  
 [ 10 ] Chinese Acad Med Sci, Natl Ctr Cardiovasc Dis, Cardiovasc Inst, Beijing 100730, Peoples R China  
 [ 11 ] Chinese Acad Med Sci, Fuwai Hosp, Beijing 100730, Peoples R China  
 [ 12 ] Univ Santander UDES, Direcc Invest, Desarrollo Innovac Tecnol Fundac Oftalmol Santand, Fac Med, Santander, Colombia  
 [ 13 ] Shandong Acad Med Sci, Jinan, Shandong, Peoples R China  
 [ 14 ] Univ Kebangsaan Malaysia, Med Ctr, Dept Community Hlth, Bangi 43600, Malaysia  
 [ 15 ] Univ Western Cape, Sch Publ Hlth, Cape Town, South Africa  
 [ 16 ] Univ Gothenburg, Sahlgrenska Acad, Gothenburg, Sweden  
 [ 17 ] Wroclaw Med Univ, Wroclaw, Poland  
 [ 18 ] Turkiye Yuksek Ihtisas Training & Res Hosp, Ankara, Turkey  
 [ 19 ] Univ Ottawa, Dept Med, Ottawa, ON, Canada  
 [ 20 ] Independent Univ, Dhaka, Bangladesh  
 [ 21 ] Dubai Hlth Author, Dubai Heart Ctr, Dubai, U Arab Emirates  
 [ 22 ] London Sch Hyg & Trop Med, European Ctr Hlth Soc Transit, London WC1, England  
 [ 23 ] St Johns Res Inst, Bangalore, Karnataka, India  
 [ 24 ] Univ Sydney, Westmead Hosp, Sydney, NSW 2006, Australia  
 [ 25 ] Univ Sydney, George Inst Global Hlth, Sydney, NSW 2006, Australia

电子邮件地址: pure@phri.ca

研究方向: General & Internal Medicine

Web of Science 类别: Medicine, General & Internal

文献信息

文献类型: Article

语种: English

入藏号: WOS:000323885700026

PubMed ID: 24002282

ISSN: 0098-7484

### 3. 被引频次 106 (济南大学-医学与生命科学学院是第 9 单位)

Cardiovascular Risk and Events in 17 Low-, Middle-, and High-Income Countries

作者: Yusuf, S (Yusuf, S.)[ 1,2 ] ; Rangarajan, S (Rangarajan, S.)[ 1,2 ] ; Teo, K (Teo, K.)[ 1,2 ] ; Islam, S (Islam, S.)[ 1,2 ] ; Li, W (Li, W.)[ 6,7 ] ; Liu, L (Liu, L.)[ 6,7 ] ; Bo, J (Bo, J.)[ 6,7 ] ; Lou, Q (Lou, Q.)[ 8 ] ; Lu, F (Lu, F.)[ 9 ] ; Liu, T (Liu, T.)[ 10 ]

团体作者: PURE Investigators

NEW ENGLAND JOURNAL OF MEDICINE

卷: 371 期: 9 页: 818-827

DOI: 10.1056/NEJMoa1311890

---

出版年: AUG 28 2014

作者信息

通讯作者地址: Yusuf, S (通讯作者)

Hamilton Gen Hosp, DBCVSRI, Populat Hlth Res Inst, 237 Barton St East, Hamilton, ON L8L 2X2, Canada.

地址:

- [ 1 ] McMaster Univ, Populat Hlth Res Inst, Hamilton, ON, Canada
- [ 2 ] Hamilton Hlth Sci, Hamilton, ON, Canada
- [ 3 ] Simon Fraser Univ, Dept Biomed Physiol & Kinesiol, Burnaby, BC V5A 1S6, Canada
- [ 4 ] Univ Ottawa, Dept Med, Ottawa, ON, Canada
- [ 5 ] Univ Laval, Heart & Lungs Inst, Quebec City, PQ, Canada
- [ 6 ] Chinese Acad Med Sci, Natl Ctr Cardiovasc Dis, Cardiovasc Inst, Beijing 100730, Peoples R China
- [ 7 ] Chinese Acad Med Sci, Fuwai Hosp, Beijing 100730, Peoples R China
- [ 8 ] Jiangsu Prov Inst Geriatr, Nanjing, Jiangsu, Peoples R China
- [ 9 ] Shandong Prov Acad Med Sci, Jinan, Shandong, Peoples R China
- [ 10 ] Xian Elect Technol Univ Hosp, Xian, Shanxi Province, Peoples R China
- [ 11 ] Shenyang City 242 Hosp, Shenyang, Liaoning Provin, Peoples R China
- [ 12 ] Bayannaer Ctr Dis Control & Prevent, Linhe Dist, Jiefangxi, Peoples R China
- [ 13 ] St Johns Res Inst, Div Epidemiol & Populat Hlth, Bangalore, Karnataka, India
- [ 14 ] Madras Diabet Res Fdn, Madras, Tamil Nadu, India
- [ 15 ] Fortis Escorts Hosp, Jaipur, Rajasthan, India
- [ 16 ] Postgrad Inst Med Educ & Res, Sch Publ Hlth, Chandigarh 160012, India
- [ 17 ] Hlth Act People, Trivandrum, Kerala, India
- [ 18 ] Estudios Clin Latinoamer ECLA, Rosario, Santa Fe, Argentina
- [ 19 ] Dante Pazzanese Inst Cardiol, Sao Paulo, Brazil
- [ 20 ] Univ Santander, Sch Med, Fdn Oftalmol Santander FOSCAL, Floridablanca Santander, Colombia
- [ 21 ] Univ La Frontera, Temuco, Chile
- [ 22 ] Univ Teknol MARA, Fac Med, Sungai Buloh, Selangor, Malaysia
- [ 23 ] UCSI Univ Kuala Lumpur, Kuala Lumpur, Malaysia
- [ 24 ] Univ Kebangsaan Malaysia, Med Ctr, Dept Community Hlth, Kuala Lumpur, Malaysia
- [ 25 ] Aga Khan Univ, Dept Community Hlth Sci, Karachi, Pakistan
- [ 26 ] Aga Khan Univ, Dept Med, Karachi, Pakistan
- [ 27 ] Independent Univ, Dhaka, Bangladesh
- [ 28 ] Univ Gothenburg, Sahlgrenska Acad, Gothenburg, Sweden
- [ 29 ] Dubai Hlth Author, Hatta Hosp, Dubai, U Arab Emirates
- [ 30 ] Isfahan Univ Med Sci, Isfahan Cardiovasc Res Ctr, Esfahan, Iran
- [ 31 ] North West Univ, Fac Hlth Sci, Potchefstroom, South Africa
- [ 32 ] Univ Western Cape, Sch Publ Hlth, ZA-7535 Bellville, South Africa
- [ 33 ] Wroclaw Med Univ, Dept Internal Med, Wroclaw, Poland
- [ 34 ] Univ Zimbabwe, Coll Hlth Sci, Dept Physiol, Harare, Zimbabwe
- [ 35 ] Medeniyet Univ, Fac Med, Dept Internal Med Istanbul, Istanbul, Turkey

---

[ 36 ] Univ London London Sch Hyg & Trop Med, London WC1E 7HT, England

电子邮件地址:yusufs@mcmaster.ca

Web of Science 类别:Medicine, General & Internal

文献信息

文献类型:Article

语种:English

入藏号: WOS:000340819800008

PubMed ID: 25162888

ISSN: 0028-4793

eISSN: 1533-4406

**4. 被引频次 38 (济南大学-医学与生命科学学院是第 1 单位和通讯作者单位)**

Predictive biomarkers in PD-1/PD-L1 checkpoint blockade immunotherapy

作者:Meng, XJ (Meng, Xiangjiao)[ 1,2 ] ; Huang, ZQ (Huang, Zhaoqin)[ 3 ] ; Teng, FF (Teng, Feifei)[ 1,2 ] ; Xing, LG (Xing, Ligang)[ 1,2 ] ; Yu, JM (Yu, Jinming)[ 1,2 ]

CANCER TREATMENT REVIEWS

卷: 41 期: 10 页: 868-876

DOI: 10.1016/j.ctrv.2015.11.001

出版年: DEC 2015

作者信息

通讯作者地址: Xing, LG (通讯作者)

Shandong Canc Hosp & Inst, Dept Radiat Oncol, Jinan, Shandong, Peoples R China.

地址:

[ 1 ] Shandong Canc Hosp & Inst, Dept Radiat Oncol, Jinan, Shandong, Peoples R China

[ 2 ] Shandong Canc Hosp & Inst, Shandong Key Lab Radiat Oncol, Jinan, Shandong, Peoples R China

[ 3 ] Shandong Univ, Prov Hosp, Dept Radiol, Jinan 250100, Shandong, Peoples R China

电子邮件地址:xinglg@medmail.com.cn; sdyujinming@126.com

文献信息

文献类型:Review

语种:English

入藏号: WOS:000366443100009

PubMed ID: 26589760

ISSN: 0305-7372

eISSN: 1532-1967

**5. 被引频次 27 (济南大学-医学与生命科学学院是通讯作者单位和第 2 作者单位)**

A Functional LncRNA HOTAIR Genetic Variant Contributes to Gastric Cancer Susceptibility

作者:Pan, WT (Pan, Wenting)[ 1 ] ; Liu, LS (Liu, Lisheng)[ 2 ] ; Wei, JY (Wei, Jinyu)[ 1 ] ; Ge, YX (Ge, Yunxia)[ 1 ] ; Zhang, JF (Zhang, Jingfeng)[ 1 ] ; Chen, HW (Chen, Hongwei)[ 1 ] ; Zhou, LQ (Zhou, Liqing)[ 3 ] ; Yuan, QP (Yuan, Qipeng)[ 1 ] ; Zhou, CC (Zhou, Changchun)[ 2 ] ; Yang, M (Yang, Ming)[ 1 ]

MOLECULAR CARCINOGENESIS

---

卷: 55 期: 1 页: 90-96

DOI: 10.1002/mc.22261

出版年: JAN 2016

作者信息

通讯作者地址: Zhou, CC (通讯作者)

Shandong Acad Med Sci, Shandong Canc Hosp, Clin Lab, Jinan, Shandong, Peoples R China.

通讯作者地址: Yang, M (通讯作者)

Beijing Univ Chem Technol, Coll Life Sci & Technol, POB 53, Beijing 100029, Peoples R China.

地址:

[ 1 ] Beijing Univ Chem Technol, Coll Life Sci & Technol, Beijing Lab Biomed Mat, State Key Lab Chem Resource Engn, POB 53, Beijing 100029, Peoples R China

[ 2 ] Shandong Acad Med Sci, Shandong Canc Hosp, Clin Lab, Jinan, Shandong, Peoples R China

[ 3 ] Huaian 2 Hosp, Dept Radiat Oncol, Huaian, Jiangsu, Peoples R China

研究方向: Biochemistry & Molecular Biology; Oncology

Web of Science 类别: Biochemistry & Molecular Biology; Oncology

文献信息

文献类型: Article

语种: English

入藏号: WOS:000368810100008

PubMed ID: 25640751

ISSN: 0899-1987

eISSN: 1098-2744

### 7.2.3 材料科学学科现状分析

材料科学 2017 年 7 月国内高校 ESI 排名如表-10 所示。可以看出排在前 10 位的高校分别是中国科学院大学、清华大学、上海交通大学、浙江大学、哈尔滨工业大学、复旦大学、中国科学技术大学、北京大学、吉林大学和中南大学。在表-10 中，排名第 1 位的中国科学院大学至排名第 97 位的扬州大学，其材料科学学科进入了 ESI 的前 1% 行列。我校的材料科学学科按照 ESI 总被引频次在国内高校排名第 71 位，省内高校第 4 位。



表-10 ESI 材料科学国内高校排名

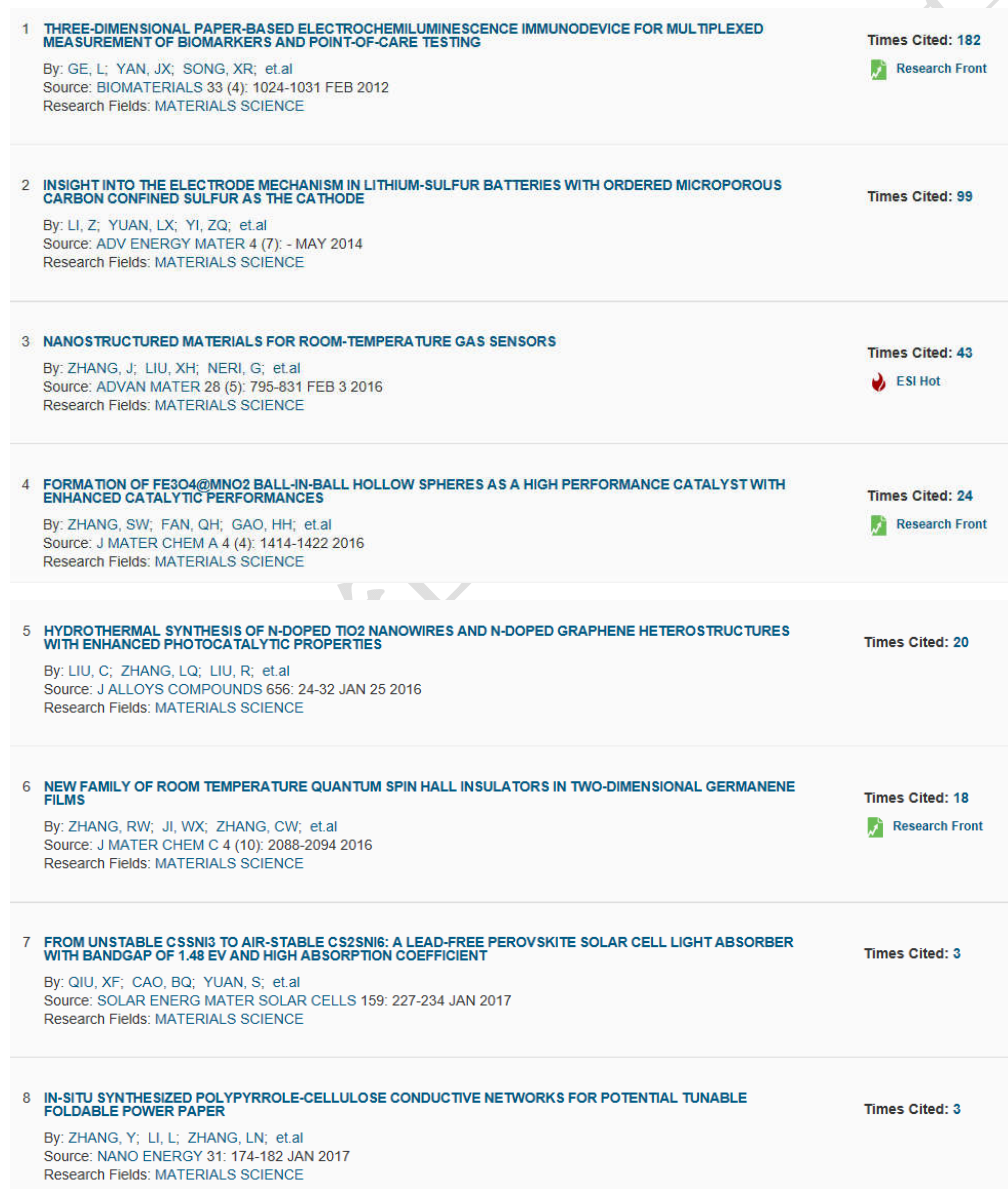
排名	名称	Web of Science 论文数	学科规范化的引文影响力	被引频次	论文被引百分比	国际合作论文
1	University of Chinese Academy of Sciences	7131	1.65	126714	84.34	752
2	Tsinghua University	7960	1.41	122983	79.66	1687
3	Shanghai Jiao Tong University	6339	1.27	86148	83.18	1515
4	Zhejiang University	5407	1.39	80688	82.91	1204
5	Harbin Institute of Technology	8286	0.89	77940	79.52	1532
6	Fudan University	3058	2.34	77616	87.67	771
7	University of Science & Technology of China	3858	1.72	63795	83.67	749
8	Peking University	3311	1.86	62000	84.75	790
9	Jilin University	4532	1.28	60297	83.98	739
10	Central South University	7239	0.78	55002	77.69	1088
11	South China University of Technology	4665	1.34	53820	79.23	904
12	University of Science & Technology Beijing	7247	0.71	51204	73.05	1301
13	Tianjin University	4282	1.17	47018	78.98	779
14	Huazhong University of Science & Technology	3895	1.33	45960	80.21	737
15	Suzhou University	2698	2.03	44855	82.36	747
16	Sichuan University	4151	1.08	44088	79.33	607
17	Xi'an Jiaotong University	4650	1.03	44066	77.31	1098
18	Dalian University of Technology	4211	0.99	43209	80.43	903
19	Nanjing University	2807	1.55	42369	84.54	526
20	Shandong University	3548	1.13	40041	80.75	613
21	Northwestern Polytechnical University	5779	0.8	39773	76	746
22	Wuhan University	2368	1.59	36646	82.22	479
23	Beihang University	3686	1.07	34306	77.46	654
24	Nankai University	1489	2.14	33634	84.82	256
25	Wuhan University of Technology	3294	1.16	32998	72.92	858
26	Sun Yat Sen University	1832	1.76	31871	84.33	382
27	Beijing University of Chemical Technology	2102	1.53	31757	84.54	384
28	East China University of Science & Technology	1983	1.41	29224	84.77	436

29	Southeast University - China	2733	1.09	28555	78.38	597
30	Tongji University	2717	1.11	27893	78.8	663
31	Xiamen University	1777	1.54	27197	81.6	528
32	Chongqing University	3550	0.91	26716	72.56	662
33	Shanghai University	2837	0.97	26341	76.42	637
34	Lanzhou University	1712	1.32	25537	86.27	233
35	Donghua University	2448	1.08	24945	77	610
36	Beijing Institute of Technology	2159	1.36	24939	77.4	453
37	Northeastern University - China	4238	0.6	24531	71.5	963
38	Nanjing University of Aeronautics & Astronautics	2182	1.12	23478	77.31	353
39	Hunan University	2137	1.07	21745	76.18	374
40	Nanjing University of Technology	2154	1.2	21711	77.62	488
41	Harbin Engineering University	1228	1.54	20958	80.78	129
42	Fuzhou University	941	1.76	17025	80.34	145
43	Nanjing University of Science & Technology	1604	1.52	16624	78.62	373
44	Jiangsu University	1731	0.94	14852	74.12	211
45	University Town of Shenzhen	1242	1.49	13432	76.97	323
46	East China Normal University	876	1.48	13020	82.42	176
47	Beijing University of Technology	1676	0.76	12693	72.67	296
48	University of Electronic Science & Technology of China	1859	0.98	12460	74.72	471
49	China University of Petroleum	1265	1.06	12377	73.04	271
50	Hefei University of Technology	1188	1.12	12228	77.53	207
51	Central China Normal University	356	2.22	11171	87.36	57
52	Xiangtan University	1145	1.06	11077	80.87	202
53	Northeast Normal University - China	619	1.7	11001	88.21	54
54	Southwest Jiaotong University	1258	0.92	10787	76.31	326
55	Zhengzhou University	1175	1.14	10192	76.68	221
56	Yanshan University	1678	0.74	10081	73.84	267
57	China University of Geosciences	1295	0.98	9588	73.28	234
58	Nanjing University of Posts & Telecommunications	458	2.36	9178	78.82	102
59	Taiyuan University of Technology	1716	0.8	9080	68.59	261

60	Shaanxi Normal University	864	1.12	8649	81.13	112
61	Zhejiang Sci-Tech University	824	1.04	8049	76.46	169
62	Anhui University of Technology	733	1.15	7766	78.31	91
63	Beijing Jiaotong University	799	0.96	7740	76.35	171
64	Anhui University	755	1.19	7498	77.35	76
65	Zhejiang Normal University	516	1.61	7447	87.79	79
66	Beijing Normal University	525	1.55	7282	85.71	80
67	Fourth Military Medical University	411	1.46	7191	86.37	85
68	Hubei University	707	1.13	7018	77.23	200
69	Qingdao University of Science & Technology	694	0.97	6986	77.38	100
70	Southwest University - China	692	1.25	6914	78.61	112
71	University of Jinan	1038	0.94	6908	72.06	142
72	Zhejiang University of Technology	849	0.89	6899	70.2	159
73	South China Normal University	576	1.26	6882	81.25	84
74	Ocean University of China	571	1.18	6860	83.54	66
75	National University of Defence Technology - China	990	0.73	6772	71.62	100
76	Jinan University	667	1.32	6606	79.61	97
77	Kunming University of Science & Technology	1363	0.58	6577	68.01	171
78	Henan University	706	0.96	6360	83.57	84
79	Changzhou University	792	0.96	6338	71.46	145
80	Heilongjiang University	445	1.58	6261	82.47	43
81	Shanghai Normal University	408	1.4	6250	85.05	58
82	China University of Mining & Technology	1047	0.72	6104	70.77	189
83	Guangxi University	930	0.77	5762	78.39	131
84	Wuhan University of Science & Technology	1029	0.63	5643	65.5	145
85	Hebei University of Technology	778	0.88	5637	74.42	112
86	Shenzhen University	1000	0.87	5615	69	222
87	Shaanxi University of Science & Technology	1032	0.68	5419	71.22	57
88	Jiangnan University	970	0.72	5368	66.6	155
89	Huaqiao University	422	1.17	5302	74.17	57
90	Nanchang University	728	0.88	5296	75.82	81
91	Ningbo University	683	0.88	5232	77.31	116
92	Lanzhou University of Technology	760	0.75	5134	69.08	61
93	Guangdong University of	891	0.79	4999	69.47	137

	Technology					
94	Northwest University Xi'an	480	1.32	4927	78.75	87
95	Nanjing Normal University	390	1.42	4921	80.26	39
96	Tianjin Polytechnic University	872	0.77	4912	71.33	137
97	Yangzhou University	512	1.09	4870	75.78	83

我校材料科学共有 8 篇高被引论文，如图-10 所示：



1	<b>THREE-DIMENSIONAL PAPER-BASED ELECTROCHEMILUMINESCENCE IMMUNODEVICE FOR MULTIPLEXED MEASUREMENT OF BIOMARKERS AND POINT-OF-CARE TESTING</b>	Times Cited: 182
By: GE, L; YAN, JX; SONG, XR; et.al Source: BIOMATERIALS 33 (4): 1024-1031 FEB 2012 Research Fields: MATERIALS SCIENCE		
2	<b>INSIGHT INTO THE ELECTRODE MECHANISM IN LITHIUM-SULFUR BATTERIES WITH ORDERED MICROPOROUS CARBON CONFINED SULFUR AS THE CATHODE</b>	Times Cited: 99
By: LI, Z; YUAN, LX; YI, ZQ; et.al Source: ADV ENERGY MATER 4 (7): - MAY 2014 Research Fields: MATERIALS SCIENCE		
3	<b>NANOSTRUCTURED MATERIALS FOR ROOM-TEMPERATURE GAS SENSORS</b>	Times Cited: 43
By: ZHANG, J; LIU, XH; NERI, G; et.al Source: ADVAN MATER 28 (5): 795-831 FEB 3 2016 Research Fields: MATERIALS SCIENCE		
4	<b>FORMATION OF FE<sub>3</sub>O<sub>4</sub>@MNO<sub>2</sub> BALL-IN-BALL HOLLOW SPHERES AS A HIGH PERFORMANCE CATALYST WITH ENHANCED CATALYTIC PERFORMANCES</b>	Times Cited: 24
By: ZHANG, SW; FAN, QH; GAO, HH; et.al Source: J MATER CHEM A 4 (4): 1414-1422 2016 Research Fields: MATERIALS SCIENCE		
5	<b>HYDROTHERMAL SYNTHESIS OF N-DOPED TiO<sub>2</sub> NANOWIRES AND N-DOPED GRAPHENE HETEROSTRUCTURES WITH ENHANCED PHOTOCATALYTIC PROPERTIES</b>	Times Cited: 20
By: LIU, C; ZHANG, LQ; LIU, R; et.al Source: J ALLOYS COMPOUNDS 656: 24-32 JAN 25 2016 Research Fields: MATERIALS SCIENCE		
6	<b>NEW FAMILY OF ROOM TEMPERATURE QUANTUM SPIN HALL INSULATORS IN TWO-DIMENSIONAL GERMANENE FILMS</b>	Times Cited: 18
By: ZHANG, RW; JI, WX; ZHANG, CW; et.al Source: J MATER CHEM C 4 (10): 2088-2094 2016 Research Fields: MATERIALS SCIENCE		
7	<b>FROM UNSTABLE CS<sub>2</sub>NI<sub>3</sub> TO AIR-STABLE CS<sub>2</sub>NI<sub>6</sub>: A LEAD-FREE PEROVSKITE SOLAR CELL LIGHT ABSORBER WITH BANDGAP OF 1.48 EV AND HIGH ABSORPTION COEFFICIENT</b>	Times Cited: 3
By: QIU, XF; CAO, BQ; YUAN, S; et.al Source: SOLAR ENERGM MATER SOLAR CELLS 159: 227-234 JAN 2017 Research Fields: MATERIALS SCIENCE		
8	<b>IN-SITU SYNTHESIZED POLYPYRROLE-CELLULOSE CONDUCTIVE NETWORKS FOR POTENTIAL TUNABLE FOLDABLE POWER PAPER</b>	Times Cited: 3
By: ZHANG, Y; LI, L; ZHANG, LN; et.al Source: NANO ENERGY 31: 174-182 JAN 2017 Research Fields: MATERIALS SCIENCE		

图-10 济南大学材料科学高被引论文

## 详细记录：

### 1. 被引频次 182（济南大学是第 1 作者和通讯作者单位，化学化工学院）

Three-dimensional paper-based electrochemiluminescence immunodevice for multiplexed measurement of biomarkers and point-of-care testing

作者: Ge, L (Ge, Lei)[ 1 ]; Yan, JX (Yan, Jixian)[ 1 ]; Song, XR (Song, Xianrang)[ 2 ]; Yan, M (Yan, Mei)[ 1 ]; Ge, SG (Ge, Shengguang)[ 3 ]; Yu, JH (Yu, Jinghua)[ 1 ]

BIOMATERIALS

卷: 33 期: 4 页: 1024-1031

DOI: 10.1016/j.biomaterials.2011.10.065

出版年: FEB 2012

作者信息

通讯作者地址: Yu, JH (通讯作者)

Univ Jinan, Sch Chem & Chem Engr, Jinan 250022, Peoples R China.

地址:

[1] Univ Jinan, Sch Chem & Chem Engr, Jinan 250022, Peoples R China

[2] Shandong Tumor Hosp, Canc Res Ctr, Jinan 250117, Peoples R China

[3] Univ Jinan, Shandong Prov Key Lab Fluorine Chem & Chem Mat, Jinan 250022, Peoples R China

电子邮件地址: ujn.yujh@gmail.com

研究方向: Engineering; Materials Science

Web of Science 类别: Engineering, Biomedical; Materials Science, Biomaterials

文献信息

文献类型: Article

语种: English

入藏号: WOS:000298273400004

PubMed ID: 22074665

ISSN: 0142-9612

### 2. 被引频次 99（济南大学是第 2 作者单位，化学化工学院）

Insight into the Electrode Mechanism in Lithium-Sulfur Batteries with Ordered Microporous Carbon Confined Sulfur as the Cathode

作者: Li, Z (Li, Zhen)[ 1 ]; Yuan, LX (Yuan, Lixia)[ 1 ]; Yi, ZQ (Yi, Ziqi)[ 1 ]; Sun, YM (Sun, Yongming)[ 1 ]; Liu, Y (Liu, Yang)[ 1 ]; Jiang, Y (Jiang, Yan)[ 1 ]; Shen, Y (Shen, Yue)[ 1 ]; Xin, Y (Xin, Ying)[ 2 ]; Zhang, ZL (Zhang, Zhaoliang)[ 2 ]; Huang, YH (Huang, Yunhui)[ 1 ]

ADVANCED ENERGY MATERIALS

卷: 4 期: 7

文献号: 1301473

DOI: 10.1002/aenm.201301473

出版年: MAY 2014

作者信息

通讯作者地址: Yuan, LX (通讯作者)

Huazhong Univ Sci & Technol, Key Lab Adv Battery Mat & Syst MOE, Sch Mat Sci & Engr, Wuhan 430074, Hubei, Peoples R China.

地址:

[ 1 ] Huazhong Univ Sci & Technol, Key Lab Adv Battery Mat & Syst MOE, Sch Mat Sci & Engn, Wuhan 430074, Hubei, Peoples R China

[ 2 ] **Univ Jinan**, Shandong Prov Key Lab Fluorine Chem & Chem Mat, Sch Chem & Chem Engn, Jinan 250022, Shandong, Peoples R China

电子邮件地址:yuanlixia@mail.hust.edu.cn; huangyh@mail.hust.edu.cn

研究方向:Chemistry; Energy & Fuels; Materials Science; Physics

Web of Science 类别:Chemistry, Physical; Energy & Fuels; Materials Science, Multidisciplinary; Physics, Applied; Physics, Condensed Matter

文献信息

文献类型:Article

语种:English

入藏号: WOS:000336503800014

ISSN: 1614-6832

eISSN: 1614-6840

### 3. 被引频次 43 (济南大学是第 2 作者单位, 材料科学与工程学院)

Nanostructured Materials for Room-Temperature Gas Sensors

作者:Zhang, J (Zhang, Jun)[ 1,2 ] ; Liu, XH (Liu, Xianghong)[ 1,3 ] ; Neri, G (Neri, Giovanni)[ 4 ] ; Pinna, N (Pinna, Nicola)[ 5 ]

ADVANCED MATERIALS

卷: 28

期: 5

页: 795-831

DOI: 10.1002/adma.201503825

出版年: FEB 3 2016

作者信息

通讯作者地址: Zhang, J (通讯作者)

Qingdao Univ, Coll Phys, Qingdao 266071, Peoples R China.

通讯作者地址: Pinna, N (通讯作者)

Humboldt Univ, Inst Chem, Brook Taylor Str 2, D-12489 Berlin, Germany.

地址:

[ 1 ] Qingdao Univ, Coll Phys, Qingdao 266071, Peoples R China

[ 2 ] Univ Jinan, Sch Mat Sci & Engn, Jinan 250022, Peoples R China

[ 3 ] IFW Dresden, Inst Integrat Nanosci, Helmholtzstr 20, D-01069 Dresden, Germany

[ 4 ] Univ Messina, Dept Elect Engn Chem & Ind Engn, I-98166 Messina, Italy

[ 5 ] Humboldt Univ, Inst Chem, Brook Taylor Str 2, D-12489 Berlin, Germany

电子邮件地址:zj1025@gmail.com; nicola.pinna@hu-berlin.de

文献信息

文献类型:Review

语种:English

入藏号: WOS:000369978800001

PubMed ID: 26662346

ISSN: 0935-9648

eISSN: 1521-4095

4. 被引频次 24 (济南大学是第 1 作者和通讯作者单位, 物理科学与技术学院)

Formation of Fe<sub>3</sub>O<sub>4</sub>@MnO<sub>2</sub> ball-in-ball hollow spheres as a high performance catalyst with enhanced catalytic performances

作者: Zhang, SW (Zhang, Shouwei)[ 1 ]; Fan, QH (Fan, Qiaohui)[ 2 ]; Gao, HH (Gao, Huihui)[ 1 ]; Huang, YS (Huang, Yongshun)[ 3 ]; Liu, X (Liu, Xia)[ 3 ]; Li, JX (Li, Jiaying)[ 3,4 ]; Xu, XJ (Xu, Xijin)[ 1 ]; Wang, XK (Wang, Xiangke)[ 4 ]

JOURNAL OF MATERIALS CHEMISTRY A

卷: 4 期: 4 页: 1414-1422

DOI: 10.1039/c5ta08400h

出版年: 2016

作者信息

通讯作者地址: Xu, XJ (通讯作者)

Univ Jinan, Sch Phys & Technol, Jinan 250022, Shandong, Peoples R China.

通讯作者地址: Wang, XK (通讯作者)

King Abdulaziz Univ, Fac Sci, NAAM Res Grp, Jeddah 21589, Saudi Arabia.

地址:

[ 1 ] Univ Jinan, Sch Phys & Technol, Jinan 250022, Shandong, Peoples R China

[ 2 ] Chinese Acad Sci, Inst Geol & Geophys, Gansu Prov Key Lab Petr Resources Res, Key Lab Petr Resources, Lanzhou 730000, Peoples R China

[ 3 ] Chinese Acad Sci, Inst Plasma Phys, Key Lab Novel Thin Film Solar Cells, POB 1126, Hefei 230031, Peoples R China

[ 4 ] King Abdulaziz Univ, Fac Sci, NAAM Res Grp, Jeddah 21589, Saudi Arabia

电子邮件地址: spsxuj@ujn.edu.cn; xkwang@ipp.ac.cn

文献信息

文献类型: Article

语种: English

入藏号: WOS:000368837800032

ISSN: 2050-7488

eISSN: 2050-7496

5. 被引频次 20 (济南大学是第 3 作者单位, 材料科学与工程学院)

Hydrothermal synthesis of N-doped TiO<sub>2</sub> nanowires and N-doped graphene heterostructures with enhanced photocatalytic properties

作者: Liu, C (Liu, Chao)[ 1 ]; Zhang, LQ (Zhang, Liqiang)[ 1 ]; Liu, R (Liu, Rui)[ 2 ]; Gao, ZF (Gao, Zhenfei)[ 1 ]; Yang, XP (Yang, Xiaopeng)[ 3 ]; Tu, ZQ (Tu, Zhiqiang)[ 1 ]; Yang, F (Yang, Fan)[ 1 ]; Ye, ZZ (Ye, Zhizhen)[ 4 ]; Cui, LS (Cui, Lishan)[ 1 ]; Xu, CM (Xu, Chunming)[ 1 ]

JOURNAL OF ALLOYS AND COMPOUNDS

卷: 656 页: 24-32

DOI: 10.1016/j.jallcom.2015.09.211

出版年: JAN 25 2016

作者信息

通讯作者地址: Li, YF (通讯作者)

China Univ Petr, Coll Chem Engr, 18 Fuxue Rd, Beijing 102249, Peoples R China.

地址:

---

[1] China Univ Petr, State Key Lab Heavy Oil Proc, Beijing 102249, Peoples R China  
[2] Chinese Acad Sci, Res Ctr Ecoenvironm Sci, State Key Lab Environm Chem & Ecotoxicol, Beijing 100085, Peoples R China  
[3] Univ Jinan, Sch Mat Sci & Engn, Jinan 250022, Peoples R China  
[4] Zhejiang Univ, Dept Mat Sci & Engn, State Key Lab Silicon Mat, Hangzhou 310027, Zhejiang, Peoples R China  
电子邮件地址:yfli@cup.edu.cn  
文献信息  
文献类型:Article  
语种:English  
入藏号: WOS:000365051000004  
ISSN: 0925-8388  
eISSN: 1873-4669

6. 被引频次 18 (济南大学是第 1 作者和通讯作者单位, 物理科学与技术学院)

New family of room temperature quantum spin Hall insulators in two-dimensional germanene films

作者:Zhang, RW (Zhang, Run-wu)[ 1 ]; Ji, WX (Ji, Wei-xiao)[ 1 ]; Zhang, CW (Zhang, Chang-wen)[ 1 ]; Li, SS (Li, Sheng-shi)[ 1,2 ]; Li, P (Li, Ping)[ 1 ]; Wang, PJ (Wang, Pei-ji)[ 1 ]

JOURNAL OF MATERIALS CHEMISTRY C

卷: 4 期: 10 页: 2088-2094

DOI: 10.1039/c6tc00160b

出版年: 2016

作者信息

通讯作者地址: Zhang, CW (通讯作者)

Univ Jinan, Sch Phys & Technol, Jinan 250022, Shandong, Peoples R China.

地址:

[ 1 ] Univ Jinan, Sch Phys & Technol, Jinan 250022, Shandong, Peoples R China

[ 2 ] Shandong Univ, Sch Phys, State Key Lab Crystal Mat, Jinan 250100, Shandong, Peoples R China

电子邮件地址:zhchwsd@163.com

文献信息

文献类型:Article

语种:English

入藏号: WOS:000371671400020

ISSN: 2050-7526

eISSN: 2050-7534

7. 被引频次 3 (济南大学是第 1 作者和通讯作者单位, 材料科学与工程学院)

From unstable CsSnI3 to air-stable Cs2SnI6: A lead-free perovskite solar cell light absorber with bandgap of 1.48 eV and high absorption coefficient

作者:Qiu, XF (Qiu, Xiaofeng)[ 1 ]; Cao, BQ (Cao, Bingqiang)[ 1 ]; Yuan, S (Yuan, Shuai)[ 1 ]; Chen, XF (Chen, Xiangfeng)[ 1 ]; Qiu, ZW (Qiu, Zhiwen)[ 1 ]; Jiang, YA (Jiang, Yanan)[ 1 ]; Ye, Q (Ye, Qian)[ 2 ]; Wang, HQ (Wang, Hongqiang)[ 2 ]; Zeng, HB (Zeng, Haibo)[ 3 ]; Liu, J (Liu, Jian)[ 4 ]



SOLAR ENERGY MATERIALS AND SOLAR CELLS

卷: 159 页: 227-234

DOI: 10.1016/j.solmat.2016.09.022

出版年: JAN 2017

草

作者信息

通讯作者地址: Cao, BQ (通讯作者)

Univ Jinan, Sch Mat Sci & Engn, Mat Res Ctr Energy & Photoelectrochem Convers, Jinan 250022, Peoples R China.

通讯作者地址: Wang, HQ (通讯作者)

Northwestern Polytech Univ, Sch Mat Sci & Engn, Ctr Nano Energy Mat, Xian 710072, Peoples R China.

通讯作者地址: Kanatzidis, MG (通讯作者)

Northwestern Univ, Dept Chem, Evanston, IL 60208 USA.

地址:

[ 1 ] Univ Jinan, Sch Mat Sci & Engn, Mat Res Ctr Energy & Photoelectrochem Convers, Jinan 250022, Peoples R China

[ 2 ] Northwestern Polytech Univ, Sch Mat Sci & Engn, Ctr Nano Energy Mat, Xian 710072, Peoples R China

[ 3 ] Nanjing Univ Sci & Technol, Sch Mat Sci & Engn, Inst Optoelect & Nanomat, Nanjing 210094, Jiangsu, Peoples R China

[ 4 ] Northwestern Univ, Dept Chem, Evanston, IL 60208 USA

电子邮件地址:mse\_caobq@ujn.edu.cn; hongqiang.wang@nwpu.edu.cn;

m-kanatzidis@northwestern.edu

文献类型:Article

语种:English

入藏号: WOS:000388053600027

ISSN: 0927-0248

eISSN: 1879-3398

8. 被引频次 3 (济南大学是第 1 作者和通讯作者单位, 化学化工学院)

In-situ synthesized polypyrrole-cellulose conductive networks for potential tunable foldable power paper

作者:Zhang, Y (Zhang, Yan)[ 1 ] ; Li, L (Li, Li)[ 1 ] ; Zhang, LN (Zhang, Lina)[ 2 ] ; Ge, SG (Ge, Shenguang)[ 1,2 ] ; Yan, M (Yan, Mei)[ 1 ] ; Yu, JH (Yu, Jinghua)[ 1 ]

NANO ENERGY

卷: 31 页: 174-182 DOI: 10.1016/j.nanoen.2016.11.029

出版年: JAN 2017

作者信息

通讯作者地址: Yu, JH (通讯作者)

Univ Jinan, Sch Chem & Chem Engn, Jinan 250022, Peoples R China.

地址:

[ 1 ] Univ Jinan, Sch Chem & Chem Engn, Jinan 250022, Peoples R China

[ 2 ] Univ Jinan, Shandong Prov Key Lab Preparat & Measurement Bldg, Jinan 250022, Peoples R China

电子邮件地址:ujn.yujh@gmail.com

文献类型:Article

语种:English

入藏号: WOS:000393446500019

ISSN: 2211-2855

eISSN: 2211-3282

## 7.2.4 工程学学科现状分析

工程学 2017 年 7 月国内高校 ESI 排名如表-11 所示。可以看出排在前 10 位的高校分别是清华大学、上海交通大学、哈尔滨工业大学、浙江大学、西安交通大学、华中科技大学、东南大学、大连理工大学、天津大学和北京航空航天大学。在表-11 中,排名第 1 位的清华大学至排名第 118 位的上海师范大学,其工程学学科进入了 ESI 的前 1%行列。我校的工程学学科按照 ESI 总被引频次在国内高校排名第 101 位,省内高校第 6 位。

表-11 ESI 工程学国内高校排名

排名	名称	Web of Science 论文数	学科规范化的引文影响力	被引频次	论文被引百分比	国际合作论文
1	Tsinghua University	13383	1.28	123065	76.8	3851
2	Shanghai Jiao Tong University	10678	1.05	88389	75.4	2556
3	Harbin Institute of Technology	8908	1.41	88065	73	2327
4	Zhejiang University	9084	1.13	78354	75.3	2598
5	Xi'an Jiaotong University	8138	1.23	63978	72.9	1610
6	Huazhong University of Science & Technology	6674	1.41	61011	74.8	1517
7	Southeast University - China	6535	1.24	57437	71	1843
8	Dalian University of Technology	5914	1.06	43996	74.4	1434
9	Tianjin University	5406	1.18	40255	71.6	1414
10	Beihang University	6786	1.01	39260	68.6	1390
11	University of Science & Technology	3923	1.43	38461	74.2	1050

	of China					
12	Peking University	3316	1.41	36262	77.7	1020
13	South China University of Technology	3740	1.43	36083	74.9	884
14	Tongji University	5217	1.14	35937	71	1756
15	University of Electronic Science & Technology of China	5381	0.97	34243	68.4	1455
16	University of Chinese Academy of Sciences	3532	1.29	32090	73.7	503
17	Xidian University	4445	0.9	31689	69.5	739
18	Nanjing University of Aeronautics & Astronautics	4138	1.02	29700	67.5	860
19	Beijing Institute of Technology	3999	1.17	28134	67.4	955
20	Chongqing University	4124	1.09	26542	68.3	1235
21	Northeastern University - China	2895	1.23	25200	70.6	660
22	Hunan University	3001	1.21	24262	72	920
23	Shandong University	2978	1.25	24188	72.6	663
24	Nanjing University of Science & Technology	3082	1.09	23318	69.2	645
25	North China Electric Power University	2826	1.24	21304	69.9	811
26	Central South University	2324	1.41	20953	70.8	666
27	Beijing Jiaotong University	3175	1	19352	68.7	1063
28	Nanjing University	1766	1.38	19308	76.9	502
29	Wuhan University	2533	1.23	19191	69.1	735
30	Northwestern Polytechnical University	3536	1.03	17937	64.4	966
31	Shanghai University	2267	1.01	17198	72	548
32	Sun Yat Sen University	1938	1.27	16959	74.9	471
33	National University of Defence Technology - China	3202	0.75	15701	65	586
34	China University of Petroleum	3003	1.04	15481	67	674
35	Fudan University	1687	1.11	15065	76.5	618
36	East China University of Science & Technology	1776	1.28	14929	72.4	353
37	Sichuan University	2164	0.95	14159	69.8	465
38	Jiangnan University	1097	1.86	13540	74.7	312
39	University Town of Shenzhen	1814	1.15	12745	72.8	537
40	University of Science & Technology Beijing	1779	1.42	12551	70.2	503
41	Jilin University	2145	0.8	11939	64.2	364
42	China University of Mining & Technology	2318	1.08	11748	63.4	522

43	Xiamen University	1471	1.36	11726	73.1	515
44	Donghua University	879	1.53	11467	77.3	283
45	Hohai University	2241	0.79	11426	64.7	709
46	Southwest Jiaotong University	2037	1.03	11176	65.3	608
47	Beijing University of Technology	1849	0.93	10914	66.6	407
48	Hefei University of Technology	1446	1.32	10073	68.6	550
49	Jiangsu University	1532	1.2	10059	67	256
50	Wuhan University of Technology	1509	1.04	10033	63.6	495
51	Beijing University of Posts & Telecommunications	1809	0.78	9423	62.5	479
52	Nankai University	968	1.36	9143	75.1	219
53	China University of Geosciences	1311	1.32	8876	68.8	441
54	Beijing University of Chemical Technology	858	1.62	8770	75.1	159
55	Beijing Normal University	889	1.56	8653	78.4	310
56	Lanzhou University	879	1.27	8650	75.9	156
57	Harbin Engineering University	1948	1.01	8361	60.6	517
58	Guangdong University of Technology	1091	1.53	8066	67.5	316
59	Zhejiang University of Technology	1085	1.09	8028	68.8	293
60	Nanjing University of Technology	876	1.2	7194	73.5	222
61	Qingdao University	383	2	7158	72.6	110
62	Fuzhou University	674	1.29	6775	69.7	231
63	Hangzhou Dianzi University	881	1.05	6640	62.8	236
64	Yanshan University	1269	0.83	6555	66.5	224
65	Liaoning University of Technology	240	5.13	6362	74.6	18
66	Dalian Maritime University	714	1.52	6323	67.2	149
67	Suzhou University	943	1.2	5932	67.7	249
68	Zhengzhou University	723	1.03	5660	68.6	187
69	China Agricultural University	725	0.96	5635	76.1	212
70	Nanjing Normal University	585	1.54	5585	72.8	146
71	East China Normal University	682	1.02	5423	72	188
72	Qufu Normal University	372	1.59	5224	72.3	65
73	Yangzhou University	404	1.71	5078	69.6	143
74	Shenzhen University	901	1.29	4866	67.6	246
75	PLA University of Science & Technology	1033	0.74	4813	58	93
76	Taiyuan University of Technology	833	1.01	4683	66.8	200
77	Wuhan Naval University of Engineering	560	1	4602	77.7	16
78	Bohai University	323	4.33	4551	70.3	104
79	Ocean University of China	663	0.87	4478	66.2	165
80	University of Shanghai for Science	891	1.04	4275	63.5	260

	& Technology					
81	Kunming University of Science & Technology	528	1.38	4083	70.1	143
82	Nanjing University of Posts & Telecommunications	847	0.89	3940	57.4	184
83	Ningbo University	590	0.98	3877	69.2	132
84	Jinan University	490	1.23	3722	67.8	122
85	Zhejiang Normal University	448	1.12	3624	76.8	86
86	Guangxi University	531	1.08	3604	68.2	136
87	South China Normal University	413	1.21	3534	73.6	65
88	Northwest A&F University - China	333	1.46	3484	76	109
89	Shenyang Aerospace University	376	1.08	3412	71.8	45
90	Nanjing University of Information Science & Technology	587	1.25	3389	65.8	207
91	China Jiliang University	561	0.81	3191	73.3	123
92	Tianjin Polytechnic University	489	1.11	3191	67.9	77
93	Nanchang University	462	1.13	3189	71.7	106
94	Southwest University - China	447	1.59	3185	68.5	180
95	Changsha University of Science & Technology	605	0.77	3069	69.9	211
96	Chang'an University	673	0.8	3065	59.4	206
97	Anhui University	426	1.25	3062	65	84
98	Northeast Normal University - China	252	1.48	3025	70.6	27
99	Xiangtan University	392	1.29	3015	69.9	84
100	Northwest University Xi'an	290	1.64	2984	72.4	55
101	University of Jinan	350	1.64	2939	68.6	59
102	Huaqiao University	436	1.17	2913	64.7	89
103	Nanjing Agricultural University	269	1.55	2881	73.2	59
104	Shanghai Maritime University	468	1.31	2861	62.2	193
105	Shandong University of Science & Technology	600	0.85	2782	61.3	126
106	Henan Polytech University	468	1.05	2743	64.5	85
107	Northeast Petroleum University	214	1.97	2740	68.2	62
108	Qingdao University of Science & Technology	342	1.57	2734	70.5	69
109	Zhejiang Sci-Tech University	427	1.04	2651	67.2	94
110	Shanxi University	290	1.5	2649	72.4	85
111	Shaanxi Normal University	318	1.12	2642	73	50
112	Xi'an University of Technology	617	0.69	2620	61.1	101
113	Xi'an University of Architecture & Technology	482	0.86	2515	61.6	64
114	Anhui University of Technology	297	1.47	2360	74.8	77

115	Henan Normal University	234	1.33	2303	69.2	38
116	Lanzhou University of Technology	367	0.99	2292	66.2	61
117	Hebei University of Science & Technology	185	1.39	2206	82.7	36
118	Shanghai Normal University	251	1.04	2147	76.1	71

我校工程学共有 15 篇高被引论文，如图-11 所示：

1	<b>FABRICATION OF NOVEL MAGNETIC CHITOSAN GRAFTED WITH GRAPHENE OXIDE TO ENHANCE ADSORPTION PROPERTIES FOR METHYL BLUE</b>	Times Cited: 180
By: FAN, LL; LUO, CN; LI, XJ; et.al Source: J HAZARD MATER 215: 272-279 MAY 15 2012 Research Fields: ENGINEERING		
2	<b>ADSORPTION OF PHOSPHATE FROM AQUEOUS SOLUTION BY HYDROXY-ALUMINUM, HYDROXY-IRON AND HYDROXY-IRON-ALUMINUM PILLARED BENTONITES</b>	Times Cited: 108
By: YAN, LG; XU, YY; YU, HQ; et.al Source: J HAZARD MATER 179 (1-3): 244-250 JUL 15 2010 Research Fields: ENGINEERING		
3	<b>HIGHLY EFFICIENT REMOVAL OF HEAVY METAL IONS BY AMINE-FUNCTIONALIZED MESOPOROUS FE<sub>3</sub>O<sub>4</sub> NANOPARTICLES</b>	Times Cited: 97
By: XIN, X; WEI, Q; YANG, J; et.al Source: CHEM ENG J 184: 132-140 MAR 1 2012 Research Fields: ENGINEERING		
4	<b>AG<sub>3</sub>PO<sub>4</sub>/GRAPHENE-OXIDE COMPOSITE WITH REMARKABLY ENHANCED VISIBLE-LIGHT-DRIVEN PHOTOCATALYTIC ACTIVITY TOWARD DYES IN WATER</b>	Times Cited: 87
By: CHEN, GD; SUN, M; WEI, Q; et.al Source: J HAZARD MATER 244: 86-93 JAN 15 2013 Research Fields: ENGINEERING		
5	<b>SYNTHESIS OF AMINO FUNCTIONALIZED MAGNETIC GRAPHENES COMPOSITE MATERIAL AND ITS APPLICATION TO REMOVE CR(VI), PB(II), HG(II), CD(II) AND NI(II) FROM CONTAMINATED WATER</b>	Times Cited: 81
By: GUO, XY; DU, B; WEI, Q; et.al Source: J HAZARD MATER 278: 211-220 AUG 15 2014 Research Fields: ENGINEERING		
6	<b>NANOPOROUS PTCO AND PTNI ALLOY RIBBONS FOR METHANOL ELECTROOXIDATION</b>	Times Cited: 64
By: XU, CX; HOU, JG; PANG, XH; et.al Source: INT J HYDROGEN ENERG 37 (14): 10489-10498 JUL 2012 Research Fields: ENGINEERING		
7	<b>CHINA'S REGIONAL ENERGY AND ENVIRONMENTAL EFFICIENCY: A DEA WINDOW ANALYSIS BASED DYNAMIC EVALUATION</b>	Times Cited: 63
By: WANG, K; YU, SW; ZHANG, W; Source: MATH COMPUT MODELLING 58 (5-6): 1117-1127 SEP 2013 Research Fields: ENGINEERING		
8	<b>ENVIRONMENTAL EFFICIENCY EVALUATION BASED ON DATA ENVELOPMENT ANALYSIS: A REVIEW</b>	Times Cited: 60
By: SONG, ML; AN, QX; ZHANG, W; et.al Source: RENEW SUSTAIN ENERGY REV 16 (7): 4465-4469 SEP 2012 Research Fields: ENGINEERING		

9	<b>HETEROGENEOUS ACTIVATION OF OXONE BY COXFE3-XO4 NANOCATALYSTS FOR DEGRADATION OF RHODAMINE B</b>	Times Cited: 59 Research Front
By: SU, SN; GUO, WL; LENG, YQ; et.al Source: J HAZARD MATER 244: 736-742 JAN 15 2013 Research Fields: ENGINEERING		
10	<b>EDTA FUNCTIONALIZED MAGNETIC GRAPHENE OXIDE FOR REMOVAL OF PB(II), HG(II) AND CU(II) IN WATER TREATMENT: ADSORPTION MECHANISM AND SEPARATION PROPERTY</b>	Times Cited: 47 Research Front
By: CUI, LM; WANG, YG; GAO, L; et.al Source: CHEM ENG J 281: 1-10 DEC 1 2015 Research Fields: ENGINEERING		
11	<b>MAGNETIC FE3O4/MGAL-LDH COMPOSITE FOR EFFECTIVE REMOVAL OF THREE RED DYES FROM AQUEOUS SOLUTION</b>	Times Cited: 43
By: SHAN, RR; YAN, LG; YANG, K; et.al Source: CHEM ENG J 252: 38-46 SEP 15 2014 Research Fields: ENGINEERING		
12	<b>ADSORPTION OF CD(II) BY MG-AL-CO3- AND MAGNETIC FE3O4/MG-AL-CO3-LAYERED DOUBLE HYDROXIDES: KINETIC, ISOTHERMAL, THERMODYNAMIC AND MECHANISTIC STUDIES</b>	Times Cited: 25 ESI Hot
By: SHAN, RR; YAN, LG; YANG, K; et.al Source: J HAZARD MATER 299: 42-49 DEC 15 2015 Research Fields: ENGINEERING		
13	<b>EXTRACELLULAR POLYMERIC SUBSTANCES FOR ZN (II) BINDING DURING ITS SORPTION PROCESS ONTO AEROBIC GRANULAR SLUDGE</b>	Times Cited: 11
By: WEI, D; LI, MT; WANG, XD; et.al Source: J HAZARD MATER 301: 407-415 JAN 15 2016 Research Fields: ENGINEERING		
14	<b>AIR POLLUTION AND CONTROL ACTION IN BEIJING</b>	Times Cited: 9
By: ZHANG, HF; WANG, SX; HAO, JM; et.al Source: J CLEAN PROD 112: 1519-1527 PART 2 JAN 20 2016 Research Fields: ENGINEERING		
15	<b>A HIERARCHICALLY POROUS MGFE2O4/GAMMA-FE2O3 MAGNETIC MICROSPHERES FOR EFFICIENT REMOVALS OF DYE AND PHARMACEUTICAL FROM WATER</b>	Times Cited: 9 Research Front
By: LU, L; LI, J; YU, J; et.al Source: CHEM ENG J 283: 524-534 JAN 1 2016 Research Fields: ENGINEERING		

图-11 济南大学工程学高被引论文

详细记录：

1. 被引频次 180（济南大学是第 1 作者和通讯作者单位，化学化工学院）

Fabrication of novel magnetic chitosan grafted with graphene oxide to enhance adsorption properties for methyl blue

作者: Fan, LL (Fan, Lulu)[ 1 ] ; Luo, CN (Luo, Chuannan)[ 1 ] ; Li, XJ (Li, Xiangjun)[ 1 ] ; Lu, FG (Lu, Fuguang)[ 1 ] ; Qiu, HM (Qiu, Huamin)[ 1 ] ; Sun, M (Sun, Min)[ 1 ]

JOURNAL OF HAZARDOUS MATERIALS

卷: 215 页: 272-279

DOI: 10.1016/j.jhazmat.2012.02.068

出版年: MAY 15 2012

作者信息

通讯作者地址: Luo, CN (通讯作者)

Univ Jinan, Key Lab Chem Sensing & Anal, Shandong Univ, Sch Chem & Chem Engr, Jinan 250022, Peoples R China.

地址:

[ 1 ] Univ Jinan, Key Lab Chem Sensing & Anal, Shandong Univ, Sch Chem & Chem Engr, Jinan 250022, Peoples R China

电子邮件地址:fanlu1949@126.com

研究方向:Engineering; Environmental Sciences & Ecology

Web of Science 类别:Engineering, Environmental; Engineering, Civil; Environmental Sciences

文献信息

文献类型:Article

语种:English

入藏号: WOS:000303306400034

PubMed ID: 22429622

ISSN: 0304-3894

## 2. 被引频次 108 (济南大学是第 1 作者和通讯作者单位, 资源与环境学院)

Adsorption of phosphate from aqueous solution by hydroxy-aluminum, hydroxy-iron and hydroxy-iron-aluminum pillared bentonites

作者:Yan, LG (Yan, Liang-guo)[ 1 ] ; Xu, YY (Xu, Yuan-yuan)[ 2 ] ; Yu, HQ (Yu, Hai-qin)[ 2,3 ] ; Xin, XD (Xin, Xiao-dong)[ 1 ] ; Wei, Q (Wei, Qin)[ 2 ] ; Du, B (Du, Bin)[ 1 ]

JOURNAL OF HAZARDOUS MATERIALS

卷: 179 期: 1-3 页: 244-250

DOI: 10.1016/j.jhazmat.2010.02.086

出版年: JUL 15 2010

作者信息

通讯作者地址: Du, B (通讯作者)

Univ Jinan, Coll Resources & Environm Sci, Jinan 250022, Peoples R China.

地址:

[ 1 ] Univ Jinan, Coll Resources & Environm Sci, Jinan 250022, Peoples R China

[ 2 ] Univ Jinan, Coll Chem & Chem Engr, Jinan 250022, Peoples R China

[ 3 ] Ocean Univ China, Coll Chem & Chem Engr, Qingdao 266100, Peoples R China

电子邮件地址:yanyu-33@163.com; [sdjndb@263.com](mailto:sdjndb@263.com)

学科类别:Engineering; Environmental Sciences & Ecology

Web of Science 类别:Engineering, Environmental; Engineering, Civil; Environmental Sciences

文献类型:Article

语种:English

入藏号: WOS:000278626700035

PubMed ID: 20334967

ISSN: 0304-3894

eISSN: 1873-3336

## 3. 被引频次 97 (济南大学是第 1 作者和通讯作者单位, 资源与环境学院)

Highly efficient removal of heavy metal ions by amine-functionalized mesoporous Fe<sub>3</sub>O<sub>4</sub> nanoparticles

作者:Xin, X (Xin, Xiaodong)[ 1 ] ; Wei, Q (Wei, Qin)[ 2 ] ; Yang, J (Yang, Jian)[ 1 ] ; Yan, L



(Yan, Liangguo)[ 1 ] ; Feng, R (Feng, Rui)[ 1 ] ; Chen, G (Chen, Guodong)[ 2 ] ; Du, B (Du, Bin)[ 1 ] ; Li, H (Li, He)[ 2,3 ]

CHEMICAL ENGINEERING JOURNAL

卷: 184 页: 132-140

DOI: 10.1016/j.cej.2012.01.016

出版年: MAR 1 2012

作者信息

通讯作者地址: Du, B (通讯作者)

**Univ Jinan**, Sch Resources & Environm, Shandong Univ, Key Lab Chem Sensing & Anal, Jinan 250022, Peoples R China.

地址:

[1] **Univ Jinan**, Sch Resources & Environm, Shandong Univ, Key Lab Chem Sensing & Anal, Jinan 250022, Peoples R China

[2] **Univ Jinan**, Sch Chem & Chem Engrn, Jinan 250022, Peoples R China

[3] **Univ Jinan**, Sch Med & Life Sci, Jinan 250022, Peoples R China

电子邮件地址:bindu0720@gmail.com; lihecd@gmail.com

研究方向:Engineering

Web of Science 类别:Engineering, Environmental; Engineering, Chemical

文献信息

文献类型:Article

语种:English

入藏号: WOS:000301908100016

ISSN: 1385-8947

#### 4. 被引频次 87 (济南大学是第 1 作者和通讯作者单位, 资源与环境学院)

Ag<sub>3</sub>PO<sub>4</sub>/graphene-oxide composite with remarkably enhanced visible-light-driven photocatalytic activity toward dyes in water

作者:Chen, GD (Chen, Guodong)[ 2 ] ; Sun, M (Sun, Meng)[ 1 ] ; Wei, Q (Wei, Qin)[ 2 ] ; Zhang, YF (Zhang, Yongfang)[ 1 ] ; Zhu, BC (Zhu, Baocun)[ 1 ] ; Du, B (Du, Bin)[ 1,2 ]

JOURNAL OF HAZARDOUS MATERIALS

卷: 244 页: 86-93

DOI: 10.1016/j.jhazmat.2012.11.032

出版年: JAN 15 2013

作者信息

通讯作者地址: Sun, M (通讯作者)

**Univ Jinan**, Sch Resources & Environm, Jinan 250022, Peoples R China.

地址:

[1] **Univ Jinan**, Sch Resources & Environm, Jinan 250022, Peoples R China

[2] **Univ Jinan**, Sch Chem & Chem Engrn, Key Lab Chem Sensing & Anal Univ Shandong, Jinan 250022, Peoples R China

电子邮件地址:smlcu@163.com; binduujn@163.com

研究方向:Engineering; Environmental Sciences & Ecology

Web of Science 类别:Engineering, Environmental; Engineering, Civil; Environmental Sciences

---

文献信息

文献类型:Article

语种:English

入藏号: WOS:000315001000011

PubMed ID: 23246944

ISSN: 0304-3894

**5. 被引频次 81 (济南大学是第 1 作者和通讯作者单位, 资源与环境学院)**

Synthesis of amino functionalized magnetic graphenes composite material and its application to remove Cr(VI), Pb(II), Hg(II), Cd(II) and Ni(II) from contaminated water

作者:Guo, XY (Guo, Xiaoyao)[ 1 ] ; Du, B (Du, Bin)[ 1 ] ; Wei, Q (Wei, Qin)[ 2 ] ; Yang, J (Yang, Jian)[ 1 ] ; Hu, LH (Hu, Lihua)[ 2 ] ; Yan, LG (Yan, Liangguo)[ 1 ] ; Xu, WY (Xu, Weiyong)[ 1 ]

JOURNAL OF HAZARDOUS MATERIALS

卷: 278 页: 211-220

DOI: 10.1016/j.jhazmat.2014.05.075

出版年: AUG 15 2014

作者信息

通讯作者地址: Du, B (通讯作者)

Univ Jinan, Sch Resources & Environm, Jinan 250022, Peoples R China.

地址:

[ 1 ] Univ Jinan, Sch Resources & Environm, Jinan 250022, Peoples R China

[ 2 ] Univ Jinan, Sch Chem & Chem Engr, Jinan 250022, Peoples R China

电子邮件地址:dubin61@gmail.com; sdjndxwq@163.com

文献信息

文献类型:Article

语种:English

入藏号: WOS:000340689100026

PubMed ID: 25016452

ISSN: 0304-3894

eISSN: 1873-3336

**6. 被引频次 64 (济南大学是第 1 作者和通讯作者单位, 化学化工学院)**

Nanoporous PtCo and PtNi alloy ribbons for methanol electrooxidation

作者:Xu, CX (Xu, Caixia)[ 1 ] ; Hou, JG (Hou, Jiagang)[ 1 ] ; Pang, XH (Pang, Xuehui)[ 1 ] ; Li, XJ (Li, Xiaojing)[ 1 ] ; Zhu, ML (Zhu, Minglin)[ 1 ] ; Tang, BY (Tang, Bangying)[ 1 ]

INTERNATIONAL JOURNAL OF HYDROGEN ENERGY

卷: 37 期: 14 页: 10489-10498

DOI: 10.1016/j.ijhydene.2012.04.041

出版年: JUL 2012

作者信息

通讯作者地址: Xu, CX (通讯作者)

Univ Jinan, China Key Lab Chem Sensing & Anal, Sch Chem & Chem Engr, Shandong Univ, Jiwei Rd 106, Jinan 250022, Peoples R China.

---

地址:

[ 1 ] Univ Jinan, China Key Lab Chem Sensing & Anal, Sch Chem & Chem Engn, Shandong Univ, Jinan 250022, Peoples R China

电子邮件地址:chm\_xucx@ujn.edu.cn

文献信息

文献类型:Article

语种:English

入藏号: WOS:000306391100002

ISSN: 0360-3199

7. 被引频次 63 (济南大学是通讯作者单位, 但是非第 1 作者单位, 商学院)

China's regional energy and environmental efficiency: A DEA window analysis based dynamic evaluation

作者:Wang, K (Wang, Ke)[ 1,2 ] ; Yu, SW (Yu, Shiwei)[ 2,3 ] ; Zhang, W (Zhang, Wei)[ 4 ]

MATHEMATICAL AND COMPUTER MODELLING

卷: 58 期: 5-6 页: 1117-1127

DOI: 10.1016/j.mcm.2011.11.067

出版年: SEP 2013

作者信息

通讯作者地址: Zhang, W (通讯作者)

Univ Jinan, Sch Econ, Jinan, Peoples R China.

地址:

[ 1 ] Beijing Inst Technol, Sch Management & Econ, Beijing 100081, Peoples R China

[ 2 ] BIT, Ctr Energy & Environm Policy Res, Beijing, Peoples R China

[ 3 ] China Univ Geosci, Sch Econ & Management, Wuhan 430074, Peoples R China

[ 4 ] Univ Jinan, Sch Econ, Jinan, Peoples R China

电子邮件地址:sm\_zhangw@uju.edu.cn

文献信息

文献类型:Article

语种:English

入藏号: WOS:000321700400024

ISSN: 0895-7177

eISSN: 1872-9479

Environmental efficiency evaluation based on data envelopment analysis: A review

作者:Song, ML (Song, Malin)[ 1 ] ; An, QX (An, Qingxian)[ 2 ] ; Zhang, W (Zhang, Wei)[ 3 ] ; Wang, ZY (Wang, Zeya)[ 1 ] ; Wu, J (Wu, Jie)[ 2 ]

RENEWABLE & SUSTAINABLE ENERGY REVIEWS

卷: 16 期: 7 页: 4465-4469

DOI: 10.1016/j.rser.2012.04.052

出版年: SEP 2012

作者信息

通讯作者地址: Song, ML (通讯作者)

Anhui Univ Finance & Econ, Sch Stat & Appl Math, Bengbu, Peoples R China.

地址:

---

[ 1 ] Anhui Univ Finance & Econ, Sch Stat & Appl Math, Bengbu, Peoples R China  
[ 2 ] Univ Sci & Technol China, Sch Management, Hefei 230026, Peoples R China  
[ 3 ] **Univ Jinan**, Sch Econ, Jinan, Peoples R China

电子邮件地址:songml@aufe.edu.cn

文献类型:Review

语种:English

入藏号: WOS:000307909800012

ISSN: 1364-0321

#### 8. 被引频次 60 (济南大学是第 3 作者单位, 商学院)

Environmental efficiency evaluation based on data envelopment analysis: A review

作者:Song, ML (Song, Malin)[ 1 ] ; An, QX (An, Qingxian)[ 2 ] ; Zhang, W (Zhang, Wei)[ 3 ] ; Wang, ZY (Wang, Zeya)[ 1 ] ; Wu, J (Wu, Jie)[ 2 ]

RENEWABLE & SUSTAINABLE ENERGY REVIEWS

卷: 16 期: 7 页: 4465-4469

DOI: 10.1016/j.rser.2012.04.052

出版年: SEP 2012

作者信息

通讯作者地址: Song, ML (通讯作者)

Anhui Univ Finance & Econ, Sch Stat & Appl Math, Bengbu, Peoples R China.

地址:

[ 1 ] Anhui Univ Finance & Econ, Sch Stat & Appl Math, Bengbu, Peoples R China

[ 2 ] Univ Sci & Technol China, Sch Management, Hefei 230026, Peoples R China

[ 3 ] **Univ Jinan**, Sch Econ, Jinan, Peoples R China

电子邮件地址:songml@aufe.edu.cn

文献类型:Review

语种:English

入藏号: WOS:000307909800012

ISSN: 1364-0321

#### 9. 被引频次 59 (济南大学是第 1 作者和通讯作者单位, 资源与环境学院)

Heterogeneous activation of Oxone by CoxFe<sub>3</sub>-xO<sub>4</sub> nanocatalysts for degradation of rhodamine B

作者:Su, SN (Su, Shengnan)[ 1 ] ; Guo, WL (Guo, Weilin)[ 1 ] ; Leng, YQ (Leng, Yanqiu)[ 1 ] ; Yi, CL (Yi, Chunliang)[ 1 ] ; Ma, ZM (Ma, Zhenmin)[ 1 ]

JOURNAL OF HAZARDOUS MATERIALS

卷: 244 页: 736-742

DOI: 10.1016/j.jhazmat.2012.11.005

出版年: JAN 15 2013

作者信息

通讯作者地址: Guo, WL (通讯作者)

**Univ Jinan**, Coll Resources & Environm, Jinan 250022, Peoples R China.

地址:

[ 1 ] **Univ Jinan**, Coll Resources & Environm, Jinan 250022, Peoples R China

---

电子邮件地址:chm\_guowl@ujn.edu.cn

文献信息

文献类型:Article

语种:English

入藏号: WOS:000315001000086

PubMed ID: 23195597

ISSN: 0304-3894

**10. 被引频次 47 (济南大学是第 1 作者和通讯作者单位, 资源与环境学院)**

EDTA functionalized magnetic graphene oxide for removal of Pb(II), Hg(II) and Cu(II) in water treatment: Adsorption mechanism and separation property

作者:Cui, LM (Cui, Limei)[ 1 ] ; Wang, YG (Wang, Yaoguang)[ 2 ] ; Gao, L (Gao, Liang)[ 2 ] ; Hu, LH (Hu, Lihua)[ 2 ] ; Yan, LG (Yan, Liangguo)[ 1 ] ; Wei, Q (Wei, Qin)[ 2 ] ; Du, B (Du, Bin)[ 1 ]

CHEMICAL ENGINEERING JOURNAL

卷: 281 页: 1-10

DOI: 10.1016/j.cej.2015.06.043

出版年: DEC 1 2015

作者信息

通讯作者地址: Du, B (通讯作者)

Univ Jinan, Sch Resources & Environm, Jinan 250022, Peoples R China.

地址:

[ 1 ] Univ Jinan, Sch Resources & Environm, Jinan 250022, Peoples R China

[ 2 ] Univ Jinan, Sch Chem & Chem Engn, Shandong Univ, Key Lab Chem Sensing & Anal, Jinan 250022, Peoples R China

电子邮件地址:dubin61@gmail.com

文献信息

文献类型:Article

语种:English

入藏号: WOS:000362308200001

ISSN: 1385-8947

eISSN: 1873-3212

**11. 被引频次 43 (济南大学是第 1 作者和通讯作者单位, 资源与环境学院)**

Magnetic Fe<sub>3</sub>O<sub>4</sub>/MgAl-LDH composite for effective removal of three red dyes from aqueous solution

作者:Shan, RR (Shan, Ran-ran)[ 1 ] ; Yan, LG (Yan, Liang-guo)[ 1 ] ; Yang, K (Yang, Kun)[ 1 ] ; Yu, SJ (Yu, Shu-jun)[ 1 ] ; Hao, YF (Hao, Yuan-feng)[ 1 ] ; Yu, HQ (Yu, Hai-qin)[ 1 ] ; Du, B (Du, Bin)[ 1 ]

CHEMICAL ENGINEERING JOURNAL

卷: 252 页: 38-46

DOI: 10.1016/j.cej.2014.04.105

出版年: SEP 15 2014

作者信息

---

通讯作者地址: Yan, LG (通讯作者)

Univ Jinan, Sch Resources & Environm, Jinan 250022, Peoples R China.

地址:

[ 1 ] Univ Jinan, Sch Resources & Environm, Jinan 250022, Peoples R China

电子邮件地址:yanyu-33@163.com

文献信息

文献类型:Article

语种:English

入藏号: WOS:000339601000006

ISSN: 1385-8947

eISSN: 1873-3212

**12. 被引频次 25 (济南大学是第 1 作者和通讯作者单位, 资源与环境学院)**

Adsorption of Cd(II) by Mg-Al-CO<sub>3</sub>- and magnetic Fe<sub>3</sub>O<sub>4</sub>/Mg-Al-CO<sub>3</sub>-layered double hydroxides: Kinetic, isothermal, thermodynamic and mechanistic studies

作者:Shan, RR (Shan, Ran-ran)[ 1 ] ; Yan, LG (Yan, Liang-guo)[ 1 ] ; Yang, K (Yang, Kun)[ 1 ] ; Hao, YF (Hao, Yuan-feng)[ 1 ] ; Du, B (Du, Bin)[ 1 ]

JOURNAL OF HAZARDOUS MATERIALS

卷: 299 页: 42-49

DOI: 10.1016/j.jhazmat.2015.06.003

出版年: DEC 15 2015

作者信息

通讯作者地址: Yan, LG (通讯作者)

Univ Jinan, Shandong Prov Engn Technol Res Ctr Groundwater Nu, Sch Resources & Environm, Jinan 250022, Peoples R China.

地址:

[ 1 ] Univ Jinan, Shandong Prov Engn Technol Res Ctr Groundwater Nu, Sch Resources & Environm, Jinan 250022, Peoples R China

电子邮件地址:yanyu-33@163.com

文献类型:Article

语种:English

入藏号: WOS:000367411000006

PubMed ID: 26073520

ISSN: 0304-3894

eISSN: 1873-3336

**13. 被引频次 11 (济南大学是第 1 作者和通讯作者单位, 资源与环境学院)**

Extracellular polymeric substances for Zn (II) binding during its sorption process onto aerobic granular sludge

作者:Wei, D (Wei, Dong)[ 1,3 ] ; Li, MT (Li, Mengting)[ 1 ] ; Wang, XD (Wang, Xiaodong)[ 1,3 ] ; Han, F (Han, Fei)[ 1 ] ; Li, LS (Li, Lusheng)[ 1 ] ; Guo, J (Guo, Jie)[ 1 ] ; Ai, LJ (Ai, Lijie)[ 1 ] ; Fang, LL (Fang, Lulu)[ 1 ] ; Liu, L (Liu, Ling)[ 1 ] ; Du, B (Du, Bin)[ 1 ] 更多内容

JOURNAL OF HAZARDOUS MATERIALS

卷: 301 页: 407-415

---

DOI: 10.1016/j.jhazmat.2015.09.018

出版年: JAN 15 2016

作者信息

通讯作者地址: Du, B (通讯作者)

Univ Jinan, Sch Resources & Environm Sci, Jinan 250022, Peoples R China.

地址:

[1] Univ Jinan, Sch Resources & Environm Sci, Jinan 250022, Peoples R China

[2] Univ Jinan, Sch Chem & Chem Engrn, Key Lab Chem Sensing & Anal Univ Shandong, Jinan 250022, Peoples R China

[3] Shan Dong Lan Xi Environm Protect Technol Co Ltd, Jinan 250022, Peoples R China

电子邮件地址:dubin61@gmail.com

文献信息

文献类型:Article

语种:English

入藏号:WOS:000367407200044

PubMed ID: 26410269

ISSN: 0304-3894

eISSN: 1873-3336

#### 14. 被引频次 9 (不是济南大学的文章)

##### Air pollution and control action in Beijing

作者:Zhang, HF (Zhang, Hefeng)[ 1 ] ; Wang, SX (Wang, Shuxiao)[ 2 ] ; Hao, JM (Hao, Jiming)[ 2 ] ; Wang, XM (Wang, Xinming)[ 3 ] ; Wang, SL (Wang, Shulan)[ 1 ] ; Chai, FH (Chai, Fahe)[ 1 ] ; Li, M (Li, Mei)[ 4 ]

JOURNAL OF CLEANER PRODUCTION

卷: 112

页: 1519-1527

子辑: 2

DOI: 10.1016/j.jclepro.2015.04.092

出版年: JAN 20 2016

作者信息

通讯作者地址: Wang, SL (通讯作者)

Chinese Res Inst Environm Sci, Atmospher Environm Inst, Beijing 100012, Peoples R China.

地址:

[1] Chinese Res Inst Environm Sci, Atmospher Environm Inst, Beijing 100012, Peoples R China

[2] Tsinghua Univ, Sch Environm, State Key Joint Lab Environm Simulat & Pollut Con, Beijing 100084, Peoples R China

[3] Chinese Acad Sci, Guangzhou Inst Geochem, State Key Lab Organ Geochem, Guangzhou 510640, Guangdong, Peoples R China

[4] Jinan Univ, Atmosphr Environm Inst Safety & Pollut Control, Jinan 510632, Guangdong, Peoples R China

文献信息

---

文献类型:Review  
语种:English  
入藏号: WOS:000368206800026  
ISSN: 0959-6526  
eISSN: 1879-1786

15. 被引频次 9 (济南大学是第 1 作者和通讯作者单位, 材料科学与工程学院)

A hierarchically porous MgFe<sub>2</sub>O<sub>4</sub>/gamma-Fe<sub>2</sub>O<sub>3</sub> magnetic microspheres for efficient removals of dye and pharmaceutical from water

作者:Lu, L (Lu, Lu)[ 1 ]; Li, J (Li, Jia)[ 1 ]; Yu, J (Yu, Jing)[ 1 ]; Song, P (Song, Peng)[ 1 ]; Ng, DHL (Ng, Dickon H. L.)[ 2 ]

CHEMICAL ENGINEERING JOURNAL

卷: 283 页: 524-534

DOI: 10.1016/j.cej.2015.07.081

出版年: JAN 1 2016

作者信息

通讯作者地址: Li, J (通讯作者)

Univ Jinan, Sch Mat Sci & Engn, Jinan, Peoples R China.

地址:

[ 1 ] Univ Jinan, Sch Mat Sci & Engn, Jinan, Peoples R China

[ 2 ] Chinese Univ Hong Kong, Dept Phys, Shatin, Hong Kong, Peoples R China

电子邮件地址:mse\_lj@ujn.edu.cn

文献信息

文献类型:Article

语种:English

入藏号: WOS:000364247100053

ISSN: 1385-8947

eISSN: 1873-3212

## 7.3 济南大学未进入前 1%学科学科分析

### 7.3.1 物理学学科现状分析

物理学 2017 年 7 月国内高校 ESI 排名如表-12 所示。可以看出排在前 10 位的高校分别是清华大学、中国科学技术大学、北京大学、南京大学、浙江大学、上海交通大学、中国科学院大学、山东大学、复旦大学和华中科技大学。排名第 1 位的清华大学至排名第 34 位的厦门大学, 其物理学学科进入了 ESI 的前 1%



行列。我校的物理学学科按照 ESI 总被引频次在国内高校排名第 106 位，省内高校第 5 位。

表-12 ESI 物理学国内高校排名

排名	名称	Web of Science 论文数	学科规范化的引文影响力	被引频次	论文被引百分比	国际合作论文
1	Tsinghua University	10512	1.48	142278	82.45	3608
2	University of Science & Technology of China	10474	1.33	140205	80.11	3910
3	Peking University	9600	1.47	139049	83.24	3769
4	Nanjing University	7171	1.29	85365	81.41	2305
5	Zhejiang University	7074	1.11	85347	83.6	2518
6	Shanghai Jiao Tong University	6074	1.23	65909	80.31	2233
7	University of Chinese Academy of Sciences	8420	0.79	65453	74.12	1312
8	Shandong University	4445	1.48	60298	83.17	1655
9	Fudan University	4445	1.25	55401	82.25	1589
10	Huazhong University of Science & Technology	5798	0.93	48724	77.1	1082
11	Sun Yat Sen University	3002	1.69	43768	83.88	1184
12	Harbin Institute of Technology	5360	0.73	39165	78.06	1064
13	Jilin University	3813	0.96	37777	79.36	861
14	Xi'an Jiaotong University	4577	0.82	36766	75.97	1277
15	Nankai University	3120	1.17	35627	81.09	918
16	Southeast University - China	3142	1.08	33645	77.85	764
17	Beihang University	3618	1.14	30777	77.06	1120
18	Lanzhou University	3283	0.92	30532	79.96	821
19	Central China Normal University	1992	1.75	30443	81.93	1115
20	University of Electronic Science & Technology of China	4128	0.75	29060	76.96	1056
21	Dalian University of Technology	3305	0.78	28984	80.3	648
22	Beijing Normal University	2622	0.99	26405	80.02	616
23	Shanghai University	2916	0.82	24563	79.22	697
24	Suzhou University	2261	1.3	23930	81.34	705
25	Wuhan University	2136	1.07	22602	77.9	561
26	Sichuan University	3552	0.59	21023	75.39	583
27	Tianjin University	2990	0.77	20968	75.99	608
28	Beijing Institute of Technology	2536	0.87	20537	76.34	560

29	East China Normal University	2203	0.83	20244	80.62	536
30	South China University of Technology	1785	1.18	19533	79.61	323
31	Hunan University	1717	1.17	18711	82.35	407
32	National University of Defence Technology - China	2786	0.72	18101	76.74	354
33	Beijing University of Posts & Telecommunications	2452	0.73	17108	75.61	337
34	Xiamen University	1714	1.07	15909	77.6	568
35	Tongji University	1939	0.84	15049	76.79	473
36	South China Normal University	1908	0.7	14605	77.31	261
37	Chongqing University	1824	0.9	14436	76.81	356
38	University of Science & Technology Beijing	1803	0.83	14223	77.7	467
39	Northwestern Polytechnical University	2277	0.65	13041	75.85	403
40	Nanjing University of Aeronautics & Astronautics	1519	0.86	12757	77.09	249
41	Renmin University of China	608	2.03	12538	81.09	250
42	Beijing Jiaotong University	1852	0.68	12064	75.32	338
43	Wuhan University of Technology	928	1.31	11689	76.08	254
44	Xidian University	2148	0.53	11158	73.28	164
45	Shanxi University	1516	0.86	10482	72.3	357
46	Nanjing University of Science & Technology	1609	0.75	10428	75.57	312
47	Shenzhen University	1283	1.2	10118	73.58	268
48	East China University of Science & Technology	827	1.16	9992	82.59	197
49	Central South University	1421	0.85	9597	75.72	310
50	Beijing University of Technology	1460	0.66	9453	73.36	277
51	Xiangtan University	1066	0.83	9336	82.36	237
52	Ningbo University	1301	0.69	9249	77.33	213
53	Zhejiang Normal University	901	0.87	9169	84.02	168
54	Henan Normal University	1187	0.94	9145	78.52	283
55	Anhui University	1215	0.71	8650	75.47	127
56	Donghua University	595	1.18	8511	83.19	139
57	Hangzhou Normal University	680	1.39	7801	82.79	293
58	Northeastern University - China	1095	0.7	7704	74.98	224
59	Northeast Normal University - China	628	0.82	7487	73.09	85
60	Southwest Jiaotong University	1304	0.59	7384	74.31	307
61	Hunan Normal University	1031	0.71	7357	77.79	94
62	Nanjing Normal University	1041	1.01	7296	76.27	297
63	Fuzhou University	796	0.99	7205	76.38	108
64	Zhengzhou University	1016	1.04	7043	77.56	275

65	University of Shanghai for Science & Technology	1155	0.67	7005	71.95	260
66	Beijing University of Chemical Technology	565	1.13	6382	82.3	105
67	Yanshan University	947	0.64	6365	78.25	153
68	Nanjing University of Posts & Telecommunications	987	0.88	6091	71.12	161
69	Southwest University - China	711	1.03	6069	73	197
70	Nanchang University	862	0.69	6052	78.77	71
71	Jiangsu University	1017	0.62	6002	74.53	84
72	Capital Normal University	817	0.68	5986	77.48	236
73	North China Electric Power University	800	1.01	5961	72	89
74	Guangxi Normal University	606	1.11	5496	81.68	236
75	Guangxi University	673	1	5481	76.97	237
76	University Town of Shenzhen	791	0.91	5457	74.21	195
77	China Jiliang University	766	0.76	5314	77.94	144
78	China University of Mining & Technology	913	0.72	5184	75.03	128
79	Shaanxi Normal University	933	0.65	5181	72.13	141
80	Harbin Engineering University	815	0.68	5082	69.82	136
81	Changchun University of Science & Technology	937	0.51	4915	69.8	62
82	Taiyuan University of Technology	697	0.77	4630	68.87	72
83	Hebei Normal University	649	0.67	4621	79.04	68
84	Northwest University Xi'an	734	0.77	4562	78.75	131
85	Henan University	633	0.74	4458	77.57	72
86	Yunnan University	587	0.69	4456	76.15	112
87	Hebei University of Technology	722	0.56	4407	74.24	118
88	Shandong Normal University	692	0.58	4382	76.73	75
89	Nanjing University of Technology	418	1.47	4320	75.84	105
90	Jiangxi Normal University	676	0.56	4304	73.52	49
91	Guangdong University of Technology	702	0.81	4075	73.79	110
92	China University of Petroleum	825	0.55	4007	69.33	176
93	Sichuan Normal University	524	0.73	3965	76.53	64
94	Northwest Normal University - China	713	0.54	3925	75.88	101
95	Jinan University	572	0.88	3916	72.38	121
96	Jiangnan University	596	0.72	3850	72.82	64
97	Fujian Normal University	517	0.61	3790	77.95	87
98	Hefei University of Technology	636	0.76	3788	75.47	110
99	Zhejiang A&F University	315	0.99	3758	90.16	34
100	Guangzhou University	393	0.71	3749	81.93	35
101	Liaoning University	422	1.07	3737	81.52	189
102	China University of Geosciences	603	0.77	3693	72.8	113

103	Yangzhou University	436	0.76	3648	77.06	60
104	Anhui Normal University	434	0.65	3638	81.57	35
105	Qingdao University	453	0.84	3617	79.47	171
106	University of Jinan	469	1	3579	74.84	49

我校物理学共有 7 篇高被引论文，如图-12 所示：

1	<p><b>EPITAXIAL GROWTH OF LARGE-GAP QUANTUM SPIN HALL INSULATOR ON SEMICONDUCTOR SURFACE</b></p> <p>By: ZHOU, M; MING, WM; LIU, Z; et.al Source: PROC NAT ACAD SCI USA 111 (40): 14378-14381 OCT 7 2014 Research Fields: PHYSICS</p> <p>Times Cited: 63 Research Front</p>
2	<p><b>A BAMBOO-INSPIRED NANOSTRUCTURE DESIGN FOR FLEXIBLE, FOLDABLE, AND TWISTABLE ENERGY STORAGE DEVICES</b></p> <p>By: SUN, YM; SILLS, RB; HU, XL; et.al Source: NANO LETT 15 (6): 3899-3906 JUN 2015 Research Fields: PHYSICS</p> <p>Times Cited: 48</p>
3	<p><b>ETHYNYL-FUNCTIONALIZED STANENE FILM: A PROMISING CANDIDATE AS LARGE-GAP QUANTUM SPIN HALL INSULATOR</b></p> <p>By: ZHANG, RW; ZHANG, CW; JI, WX; et.al Source: NEW J PHYS 17: - AUG 10 2015 Research Fields: PHYSICS</p> <p>Times Cited: 36 Research Front</p>
4	<p><b>UNEXPECTED GIANT-GAP QUANTUM SPIN HALL INSULATOR IN CHEMICALLY DECORATED PLUMBENE MONOLAYER</b></p> <p>By: ZHAO, H; ZHANG, CW; JI, WX; et.al Source: SCI REP 6: - FEB 2 2016 Research Fields: PHYSICS</p> <p>Times Cited: 32 Research Front</p>
5	<p><b>LARGE-GAP QUANTUM SPIN HALL STATE IN FUNCTIONALIZED DUMBBELL STANENE</b></p> <p>By: WANG, YP; JI, WX; ZHANG, CW; et.al Source: APPL PHYS LETT 108 (7): - FEB 15 2016 Research Fields: PHYSICS</p> <p>Times Cited: 21 Research Front</p>
6	<p><b>CONTROLLABLE BAND STRUCTURE AND TOPOLOGICAL PHASE TRANSITION IN TWO-DIMENSIONAL HYDROGENATED ARSENE</b></p> <p>By: WANG, YP; JI, WX; ZHANG, CW; et.al Source: SCI REP 6: - FEB 3 2016 Research Fields: PHYSICS</p> <p>Times Cited: 19 Research Front</p>
7	<p><b>ROOM TEMPERATURE QUANTUM SPIN HALL INSULATOR IN ETHYNYL-DERIVATIVE FUNCTIONALIZED STANENE FILMS</b></p> <p>By: ZHANG, RW; ZHANG, CW; JI, WX; et.al Source: SCI REP 6: - JAN 5 2016 Research Fields: PHYSICS</p> <p>Times Cited: 16 Research Front</p>

图-12 济南大学物理学高被引论文

详细记录：

1. 被引频次 63（济南大学是第 2 作者单位，物理科学与技术学院）

Epitaxial growth of large-gap quantum spin Hall insulator on semiconductor surface

作者: Zhou, M (Zhou, Miao)[ 1 ] ; Ming, WM (Ming, Wenmei)[ 1 ] ; Liu, Z (Liu, Zheng)[ 1 ] ;

Wang, ZF (Wang, Zhengfei)[ 1 ] ; Li, P (Li, Ping)[ 1,2 ] ; Liu, F (Liu, Feng)[ 1,3 ]

查看 ResearcherID 和 ORCID

PROCEEDINGS OF THE NATIONAL ACADEMY OF SCIENCES OF THE UNITED STATES OF AMERICA

卷: 111 期: 40 页: 14378-14381

DOI: 10.1073/pnas.1409701111

出版年: OCT 7 2014

查看期刊信息

作者信息

通讯作者地址: Liu, F (通讯作者)

Univ Utah, Dept Mat Sci & Engr, Salt Lake City, UT 84112 USA.

地址:

[ 1 ] Univ Utah, Dept Mat Sci & Engr, Salt Lake City, UT 84112 USA

[ 2 ] Univ Jinan, Sch Phys & Technol, Jinan 250022, Shangdong, Peoples R China

[ 3 ] Collaborat Innovat Ctr Quantum Matter, Beijing 100871, Peoples R China

电子邮件地址: fliu@eng.utah.edu

研究方向: Science & Technology - Other Topics

Web of Science 类别: Multidisciplinary Sciences

文献信息

文献类型: Article

语种: English

入藏号: WOS:000342633900032

PubMed ID: 25246584

ISSN: 0027-8424

## 2. 被引频次 48 (济南大学是第 7 作者单位, 化学化工学院)

A Bamboo-Inspired Nanostructure Design for Flexible, Foldable, and Twistable Energy Storage Devices

作者: Sun, YM (Sun, Yongming)[ 1,4 ] ; Sills, RB (Sills, Ryan B.)[ 5,6 ] ; Hu, XL (Hu, Xianluo)[ 1 ] ; Seh, ZW (Seh, Zhi Wei)[ 4 ] ; Xiao, X (Xiao, Xu)[ 2,3 ] ; Xui, HH (Xui, Henghui)[ 1 ] ; Luo, W (Luo, Wei)[ 1 ] ; Jin, HY (Jin, Huanyu)[ 2,3 ] ; Xin, Y (Xin, Ying)[ 7 ] ; Li, TQ (Li, Tianqi)[ 2,3 ]

NANO LETTERS

卷: 15 期: 6 页: 3899-3906

DOI: 10.1021/acs.nanolett.5b00738

出版年: JUN 2015

作者信息

通讯作者地址: Hu, XL (通讯作者)

Huazhong Univ Sci & Technol, State Key Lab Mat Proc & Die & Mold Technol, Sch Mat Sci & Engr, Wuhan 430074, Peoples R China.

地址:

[ 1 ] Huazhong Univ Sci & Technol, State Key Lab Mat Proc & Die & Mold Technol, Sch Mat Sci & Engr, Wuhan 430074, Peoples R China

[ 2 ] Huazhong Univ Sci & Technol, Wuhan Natl Lab Optoelect, Wuhan 430074, Peoples R China

[ 3 ] Huazhong Univ Sci & Technol, Coll Optoelect Sci & Engr, Wuhan 430074, Peoples R China

[ 4 ] Stanford Univ, Dept Mat Sci & Engr, Stanford, CA 94305 USA

[ 5 ] Stanford Univ, Dept Mech Engr, Stanford, CA 94305 USA

[ 6 ] Sandia Natl Labs, Livermore, CA 94551 USA

[ 7 ] Univ Jinan, Sch Chem & Chem Engr, Jinan 250022, Peoples R China

[ 8 ] SLAC Natl Accelerator Lab, Stanford Inst Mat & Energy Sci, Menlo Pk, CA 94025

USA

电子邮件地址:huxl@mail.hust.edu.cn; huangyh@mail.hust.edu.cn; yicui@stanford.edu

出版商

AMER CHEMICAL SOC, 1155 16TH ST, NW, WASHINGTON, DC 20036 USA

研究方向:Chemistry; Science & Technology - Other Topics; Materials Science; Physics

文献信息

文献类型:Article

语种:English

入藏号: WOS:000356316900037

PubMed ID: 26011653

ISSN: 1530-6984

eISSN: 1530-6992

### 3. 被引频次 36 (济南大学是第 1 作者和通讯作者单位, 物理科学与技术学院)

Ethynyl-functionalized stanene film: a promising candidate as large-gap quantum spin Hall insulator

作者:Zhang, RW (Zhang, Run-Wu)[ 1 ] ; Zhang, CW (Zhang, Chang-Wen)[ 1 ] ; Ji, WX (Ji, Wei-Xiao)[ 1 ] ; Li, SS (Li, Sheng-Shi)[ 1,2 ] ; Hu, SJ (Hu, Shu-Jun)[ 2 ] ; Yan, SS (Yan, Shi-Shen)[ 2 ] ; Li, P (Li, Ping)[ 1 ] ; Wang, PJ (Wang, Pei-Ji)[ 1 ] ; Li, F (Li, Feng)[ 1 ]

NEW JOURNAL OF PHYSICS

卷: 17 文献号: 083036

DOI: 10.1088/1367-2630/17/8/083036

出版年: AUG 10 2015

作者信息

通讯作者地址: Zhang, CW (通讯作者)

Univ Jinan, Sch Phys & Technol, Jinan 250022, Shandong, Peoples R China.

地址:

[1] Univ Jinan, Sch Phys & Technol, Jinan 250022, Shandong, Peoples R China

[2] Shandong Univ, Sch Phys, State Key Lab Crystal Mat, Jinan 250100, Shandong,

Peoples R China

电子邮件地址:zhchwsd@163.com

文献信息

文献类型:Article

语种:English

入藏号: WOS:000360956600004

ISSN: 1367-2630

4. 被引频次 32 (济南大学是第 1 作者和通讯作者单位, 物理科学与技术学院)

Unexpected Giant-Gap Quantum Spin Hall Insulator in Chemically Decorated Plumbene Monolayer

作者:Zhao, H (Zhao, Hui)[ 1 ] ; Zhang, CW (Zhang, Chang-wen)[ 1 ] ; Ji, WX (Ji, Wei-xiao)[ 1 ] ; Zhang, RW (Zhang, Run-wu)[ 1 ] ; Li, SS (Li, Sheng-shi)[ 2 ] ; Yan, SS (Yan, Shi-shen)[ 2 ] ; Zhang, BM (Zhang, Bao-min)[ 1 ] ; Li, P (Li, Ping)[ 1 ] ; Wang, PJ (Wang, Pei-ji)[ 1 ]

SCIENTIFIC REPORTS

卷: 6 文献号: 20152

DOI: 10.1038/srep20152

出版年: FEB 2 2016

作者信息

通讯作者地址: Zhang, CW (通讯作者)

Univ Jinan, Sch Phys & Technol, Jinan 250022, Shandong, Peoples R China.

地址:

[1] Univ Jinan, Sch Phys & Technol, Jinan 250022, Shandong, Peoples R China

[2] Shandong Univ, Sch Phys, State Key Lab Crystal Mat, Jinan 250100, Shandong, Peoples R China

电子邮件地址:zhchwsd@163.com

出版商

NATURE PUBLISHING GROUP, MACMILLAN BUILDING, 4 CRINAN ST, LONDON N1 9XW, ENGLAND

研究方向:Science & Technology - Other Topics

Web of Science 类别:Multidisciplinary Sciences

文献信息

文献类型:Article

语种:English

入藏号: WOS:000369139700001

PubMed ID: 26833133

ISSN: 2045-2322

5. 被引频次 21 (济南大学是第 1 作者和通讯作者单位, 物理科学与技术学院)

Large-gap quantum spin Hall state in functionalized dumbbell stanene

作者:Wang, YP (Wang, Ya-ping)[ 1 ] ; Ji, WX (Ji, Wei-xiao)[ 1 ] ; Zhang, CW (Zhang, Chang-wen)[ 1 ] ; Li, P (Li, Ping)[ 1 ] ; Li, F (Li, Feng)[ 1 ] ; Wang, PJ (Wang, Pei-ji)[ 1 ] ; Li, SS (Li, Sheng-shi)[ 2 ] ; Yan, SS (Yan, Shi-shen)[ 2 ]

APPLIED PHYSICS LETTERS

卷: 108 期: 7

文献号: 073104

DOI: 10.1063/1.4942380

出版年: FEB 15 2016

作者信息

通讯作者地址: Zhang, CW (通讯作者)

Univ Jinan, Sch Phys & Technol, Jinan 250022, Shandong, Peoples R China.

---

地址:

[1] Univ Jinan, Sch Phys & Technol, Jinan 250022, Shandong, Peoples R China

[2] Shandong Univ, Sch Phys, State Key Lab Crystal Mat, Jinan 250100, Shandong, Peoples R China

电子邮件地址:zhchwsd@163.com

文献类型:Article

语种:English

入藏号: WOS:000373056400037

ISSN: 0003-6951

eISSN: 1077-3118

6. 被引频次 19 (济南大学是第 1 作者和通讯作者单位, 物理科学与技术学院)

Controllable band structure and topological phase transition in two-dimensional hydrogenated arsenene

作者:Wang, YP (Wang, Ya-ping)[ 1 ] ; Ji, WX (Ji, Wei-xiao)[ 1 ] ; Zhang, CW (Zhang, Chang-wen)[ 1 ] ; Li, P (Li, Ping)[ 1 ] ; Li, F (Li, Feng)[ 1 ] ; Ren, MJ (Ren, Miao-juan)[ 1 ] ; Chen, XL (Chen, Xin-Lian)[ 1 ] ; Yuan, M (Yuan, Min)[ 1 ] ; Wang, PJ (Wang, Pei-ji)[ 1 ]

SCIENTIFIC REPORTS

卷: 6

文献号: 20342

DOI: 10.1038/srep20342

出版年: FEB 3 2016

作者信息

通讯作者地址: Zhang, CW (通讯作者)

Univ Jinan, Sch Phys & Technol, Jinan 250022, Shandong, Peoples R China.

地址:

[ 1 ] Univ Jinan, Sch Phys & Technol, Jinan 250022, Shandong, Peoples R China

电子邮件地址:zhchwsd@163.com

文献信息

文献类型:Article

语种:English

入藏号: WOS:000369787900001

PubMed ID: 26839209

ISSN: 2045-2322

7. 被引频次 16 (济南大学是第 1 作者和通讯作者单位, 物理科学与技术学院)

Room Temperature Quantum Spin Hall Insulator in Ethynyl-Derivative Functionalized Stanene Films

作者:Zhang, RW (Zhang, Run-wu)[ 1 ] ; Zhang, CW (Zhang, Chang-wen)[ 1 ] ; Ji, WX (Ji, Wei-xiao)[ 1 ] ; Li, SS (Li, Sheng-shi)[ 1,2 ] ; Yan, SS (Yan, Shi-shen)[ 2 ] ; Hu, SJ (Hu, Shu-jun)[ 2 ] ; Li, P (Li, Ping)[ 1 ] ; Wang, PJ (Wang, Pei-ji)[ 1 ] ; Li, F (Li, Feng)[ 1 ]

SCIENTIFIC REPORTS

卷: 6

文献号: 18879



DOI: 10.1038/srep18879

出版年: JAN 5 2016

作者信息

通讯作者地址: Zhang, CW (通讯作者)

Univ Jinan, Sch Phys & Technol, Jinan 250022, Shandong, Peoples R China.

地址:

[1] Univ Jinan, Sch Phys & Technol, Jinan 250022, Shandong, Peoples R China

[2] Shandong Univ, State Key Lab Crystal Mat, Sch Phys, Jinan 250100, Shandong,

Peoples R China

文献信息

文献类型:Article

语种:English

入藏号: WOS:000368378600001

PubMed ID: 26728874

ISSN: 2045-2322

### 7.3.2 生物与生物化学学科现状分析

生物与生物化学 2017 年 7 月国内高校 ESI 排名如表-13 所示。可以看出排在前 10 位的高校分别是上海交通大学、中科院大学、浙江大学、北京大学、清华大学、复旦大学、中山大学、山东大学、武汉大学和四川大学。在表-13 中,排名第 1 位的上海交通大学至排名第 50 位的北京师范大学,其生物与生物化学学科进入了 ESI 的前 1%行列。我校的生物与生物化学按照 ESI 总被引频次在国内高校排名第 86 位,省内高校第 4 位。

表-13 ESI 生物与生物化学国内高校排名

排名	机构名称	Web of Science 论文数	学科规范化的引文影响力	被引频次	论文被引百分比	国际合作论文
1	Shanghai Jiao Tong University	4144	0.88	50221	78.64	1022
2	University of Chinese Academy of Sciences	3155	1.05	41743	84.09	602
3	Zhejiang University	3579	0.88	40283	80.69	872

4	Peking University	2979	0.97	38283	80.66	877
5	Tsinghua University	2264	1.17	36622	86.75	684
6	Fudan University	3031	0.84	35933	78.03	841
7	Sun Yat Sen University	2313	0.95	28633	78.64	542
8	Shandong University	2678	0.78	26087	75.88	590
9	Wuhan University	1640	0.93	20285	79.7	354
10	Sichuan University	2018	0.81	19659	76.86	410
11	China Agricultural University	1419	0.95	18375	84.36	452
12	Huazhong University of Science & Technology	1795	0.82	17243	77.05	470
13	University of Science & Technology of China	1108	1.05	16809	85.65	297
14	South China University of Technology	840	1.41	15986	86.67	189
15	Nankai University	1171	0.98	15087	85.57	334
16	Jiangnan University	1568	0.79	14582	81.7	333
17	Nanjing University	1240	0.93	14539	80.24	283
18	East China University of Science & Technology	1293	0.86	14270	85.77	212
19	Tongji University	1525	0.85	13371	74.36	361
20	Jilin University	1716	0.7	13222	74.18	468
21	Central South University	1493	0.74	12860	74.95	395
22	Nanjing Agricultural University	1078	0.94	12366	84.04	204
23	Harbin Institute of Technology	938	1.21	12225	84.01	290
24	Suzhou University	1258	0.83	12124	73.29	314
25	Xiamen University	1000	0.88	11486	81.4	333
26	Dalian University of Technology	824	0.93	11273	86.53	196
27	Nanjing Medical University	1319	0.8	11113	72.33	231
28	Fourth Military Medical University	1003	0.9	11089	80.96	225
29	Tianjin University	862	1	10148	82.95	183
30	Second Military Medical University	1096	0.74	9760	78.28	203
31	Huazhong Agricultural University	1064	0.87	9729	80.45	254
32	Southeast University - China	681	1.19	9393	80.03	147
33	Harbin Medical University	1033	0.76	8992	78.32	239
34	Xi'an Jiaotong University	1081	0.67	8366	74.19	350
35	Third Military Medical University	981	0.64	7982	76.86	178
36	Ocean University of China	724	0.8	7787	83.56	154
37	Capital Medical University	1174	0.61	7774	65.67	255
38	Hunan University	377	1.41	7287	88.59	55
39	Jinan University	745	0.82	7250	79.6	158
40	Lanzhou University	686	0.8	7177	82.65	84
41	Northwest A&F University - China	850	0.84	7091	78	229
42	China Medical University	927	0.6	6931	75.51	240

43	Beijing University of Chemical Technology	498	1.17	6805	84.14	120
44	Southern Medical University - China	845	0.67	6700	69.82	205
45	Tianjin Medical University	683	0.81	6582	73.35	176
46	Shanghai University	439	1.04	6270	81.78	145
47	Southwest University - China	540	0.91	5914	78.89	123
48	Shenzhen University	329	1.24	5884	68.69	95
49	East China Normal University	498	0.97	5636	82.33	212
50	Beijing Normal University	479	0.8	5510	84.34	114
51	China Pharmaceutical University	641	0.72	5289	81.28	114
52	Nanjing University of Technology	453	0.91	5261	82.12	51
53	Zhengzhou University	1018	0.52	5108	54.52	138
54	Chongqing Medical University	670	0.68	5092	70.45	144
55	Wenzhou Medical University	778	0.61	4712	65.42	232
56	University of Electronic Science & Technology of China	212	1.84	4334	73.11	58
57	Tianjin University Science & Technology	450	0.9	4313	78.89	89
58	University Town of Shenzhen	431	1.23	4299	80.05	129
59	Chongqing University	439	0.87	4265	83.83	111
60	Nanchang University	510	0.8	4187	71.76	127
61	Donghua University	245	1.36	4124	86.12	127
62	Zhejiang University of Technology	440	0.79	4091	81.36	85
63	South China Normal University	257	0.95	3864	80.54	47
64	Sichuan Agricultural University	473	0.68	3704	72.52	93
65	Anhui Medical University	521	0.7	3698	66.79	97
66	Shantou University	345	0.67	3641	80.29	64
67	Hunan Normal University	286	0.76	3620	86.01	79
68	South China Agricultural University	438	0.69	3595	76.48	97
69	Jiangsu University	477	0.75	3534	71.07	95
70	Northeast Agricultural University - China	459	0.8	3421	77.78	54
71	Nanjing Normal University	346	0.7	3402	82.37	48
72	Beijing Forestry University	302	1.13	3292	80.79	64
73	Shanghai University of Traditional Chinese Medicine	326	0.86	3265	76.69	98
74	Dalian Medical University	407	0.71	3227	73.71	96
75	Yangzhou University	351	0.77	3184	80.63	68
76	Northeast Forestry University - China	290	0.81	3163	76.21	79
77	Shenyang Pharmaceutical University	294	0.78	3080	87.41	79
78	Guangxi University	268	0.8	3028	79.85	50
79	Guangzhou Medical University	466	0.69	2938	66.52	91

80	Qingdao University of Science & Technology	151	0.87	2821	89.4	19
81	Yunnan University	216	0.68	2656	84.26	53
82	Shanxi University	269	0.73	2601	81.04	52
83	Beijing University of Technology	269	1.01	2584	80.67	48
84	Beijing Institute of Technology	196	0.94	2580	83.67	49
85	Northeast Normal University - China	256	0.83	2561	80.86	47
86	University of Jinan	281	0.95	2555	77.94	43
87	Nantong University	379	0.69	2519	74.14	51
88	North China University of Science & Technology	126	2.08	2500	70.63	37
89	Shandong Agricultural University	274	0.62	2477	80.66	38
90	Hebei Medical University	441	0.51	2476	62.81	89
91	Northwest University Xi'an	294	0.71	2471	77.21	62
92	Qingdao University	486	0.54	2451	61.52	57
93	University of South China	306	0.59	2441	73.86	70
94	Hunan University of Technology	38	4.81	2312	97.37	1
95	Central China Normal University	226	0.85	2247	80.97	73
96	Hefei University of Technology	181	0.96	2151	76.8	45
97	Guangxi Medical University	355	0.59	1983	59.44	73
98	Shanghai Normal University	153	0.9	1969	85.62	44
99	Inner Mongolia University	134	0.86	1953	76.12	17
100	Fuzhou University	187	0.9	1878	88.24	47

我校生物与生物化学共有 4 篇高被引论文，如图-13 所示：

1	<p><b>SIGNIFICANCE OF SERUM MICRORNAs IN PRE-DIABETES AND NEWLY DIAGNOSED TYPE 2 DIABETES: A CLINICAL STUDY</b></p> <p>By: KONG, L; ZHU, JJ; HAN, WX; et al Source: ACTA DIABETOL 48 (1): 61-69 MAR 2011 Research Fields: BIOLOGY &amp; BIOCHEMISTRY</p>	Times Cited: 152
2	<p><b>HIGHLY SELECTIVE ADSORPTION OF LEAD IONS BY WATER-DISPERSIBLE MAGNETIC CHITOSAN/GRAPHENE OXIDE COMPOSITES</b></p> <p>By: FAN, LL; LUO, CN; SUN, M; et al Source: COLLOID SURFACE B 103: 523-529 MAR 1 2013 Research Fields: BIOLOGY &amp; BIOCHEMISTRY</p>	Times Cited: 116 Research Front
3	<p><b>ADSORBENT FOR CHROMIUM REMOVAL BASED ON GRAPHENE OXIDE FUNCTIONALIZED WITH MAGNETIC CYCLODEXTRIN-CHITOSAN</b></p> <p>By: LI, LL; FAN, LL; SUN, M; et al Source: COLLOID SURFACE B 107: 76-83 JUL 1 2013 Research Fields: BIOLOGY &amp; BIOCHEMISTRY</p>	Times Cited: 94
4	<p><b>SILENCING OF LONG NONCODING RNA MALAT1 BY MIR-101 AND MIR-217 INHIBITS PROLIFERATION, MIGRATION, AND INVASION OF ESOPHAGEAL SQUAMOUS CELL CARCINOMA CELLS</b></p> <p>By: WANG, XY; LI, M; WANG, ZQ; et al Source: J BIOL CHEM 290 (7): 3925-3935 FEB 13 2015 Research Fields: BIOLOGY &amp; BIOCHEMISTRY</p>	Times Cited: 70

图-13 济南大学生物与生物化学高被引论文

## 详细记录：

### 1. 被引频次 152（第 4 作者单位山东省肿瘤医院，生命医学院附属医院）

Significance of serum microRNAs in pre-diabetes and newly diagnosed type 2 diabetes: a clinical study

作者:Kong, L (Kong, Lei)[ 1 ] ; Zhu, JJ (Zhu, Junjie)[ 2,3 ] ; Han, WX (Han, Wenxia)[ 1 ] ; Jiang, XY (Jiang, Xiuyun)[ 1 ] ; Xu, M (Xu, Min)[ 4,5 ] ; Zhao, Y (Zhao, Yue)[ 2,3 ] ; Dong, QZ (Dong, Qiongzhu)[ 2,3 ] ; Pang, ZF (Pang, Zengfen)[ 4,5 ] ; Guan, QB (Guan, Qingbo)[ 1 ] ; Gao, L (Gao, Ling)[ 1 ] 更多内容

ACTA DIABETOLOGICA

卷: 48 期: 1 页: 61-69

DOI: 10.1007/s00592-010-0226-0

出版年: MAR 2011

作者信息

通讯作者地址: Gao, L (通讯作者)

Shandong Univ, Prov Hosp, Dept Endocrinol, 324 Jingwu Rd, Jinan 250021, Peoples R China.

地址:

[ 1 ] Shandong Univ, Prov Hosp, Dept Endocrinol, Jinan 250021, Peoples R China

[ 2 ] Fudan Univ, Liver Canc Inst, Shanghai 200433, Peoples R China

[ 3 ] Fudan Univ, Zhongshan Hosp, Shanghai 200433, Peoples R China

[ 4 ] Shandong Prov Tumour Hosp, Jinan 250117, Peoples R China

[ 5 ] Inst Oncol, Jinan 250117, Peoples R China

电 子 邮 件 地 址 : prof.gao161@163.com; jjzhao@medmail.com.cn; drzhaolei@hotmail.com

研究方向:Endocrinology & Metabolism

Web of Science 类别:Endocrinology & Metabolism

文献信息

文献类型:Article

语种:English

入藏号: WOS:000288016800009

PubMed ID: 20857148

ISSN: 0940-5429

### 2. 被引频次 116（济南大学是第 1 作者和通讯作者单位，化学化工学院）

Highly selective adsorption of lead ions by water-dispersible magnetic chitosan/graphene oxide composites

作者:Fan, LL (Fan, Lulu)[ 1 ] ; Luo, CN (Luo, Chuannan)[ 1 ] ; Sun, M (Sun, Min)[ 1 ] ; Li, XJ (Li, Xiangjun)[ 1 ] ; Qiu, HM (Qiu, Huamin)[ 1 ]

COLLOIDS AND SURFACES B-BIOINTERFACES

卷: 103 页: 523-529

DOI: 10.1016/j.colsurfb.2012.11.006

出版年: MAR 1 2013

作者信息

---

通讯作者地址: Luo, CN (通讯作者)

**Univ Jinan**, Sch Chem & Chem Engr, Key Lab Chem Sensing & Anal Univ Shandong, Jinan 250022, Peoples R China.

地址:

[ 1 ] **Univ Jinan**, Sch Chem & Chem Engr, Key Lab Chem Sensing & Anal Univ Shandong, Jinan 250022, Peoples R China

电子邮件地址:chm\_luocn@ujn.edu.cn

研究方向:Biophysics; Chemistry; Materials Science

Web of Science 类别:Biophysics; Chemistry, Physical; Materials Science, Biomaterials

文献信息

文献类型:Article

语种:English

入藏号: WOS:000315127000069

PubMed ID: 23261576

ISSN: 0927-7765

eISSN: 1873-4367

Biology & Biochemistry

### 3. 引用频次 94 (济南大学是第 1 作者和通讯作者单位, 化学化工学院)

Adsorbent for chromium removal based on graphene oxide functionalized with magnetic cyclodextrin-chitosan

作者:Li, LL (Li, Leilei)[ 1 ] ; Fan, LL (Fan, Lulu)[ 1 ] ; Sun, M (Sun, Min)[ 1 ] ; Qiu, HM (Qiu, Huamin)[ 1 ] ; Li, XJ (Li, Xiangjun)[ 1 ] ; Duan, HM (Duan, Huimin)[ 1 ] ; Luo, CN (Luo, Chuannan)[ 1 ]

COLLOIDS AND SURFACES B-BIOINTERFACES

卷: 107 页: 76-83

DOI: 10.1016/j.colsurfb.2013.01.074

出版年: JUL 1 2013

作者信息

通讯作者地址: Luo, CN (通讯作者)

**Univ Jinan**, Sch Chem & Chem Engr, Shandong Univ, Key Lab Chem Sensing & Anal, Jinan 250022, Peoples R China.

地址:

[ 1 ] **Univ Jinan**, Sch Chem & Chem Engr, Shandong Univ, Key Lab Chem Sensing & Anal, Jinan 250022, Peoples R China

电子邮件地址:haoyunlileilei@163.com

研究方向:Biophysics; Chemistry; Materials Science

Web of Science 类别:Biophysics; Chemistry, Physical; Materials Science, Biomaterials

文献信息

文献类型:Article

语种:English

入藏号: WOS:000318141900010

PubMed ID: 23466545

ISSN: 0927-7765

#### 4. 被引频次 70 (第 3 作者单位生命医学院附属医院山东省肿瘤医院)

Silencing of Long Noncoding RNA MALAT1 by miR-101 and miR-217 Inhibits Proliferation, Migration, and Invasion of Esophageal Squamous Cell Carcinoma Cells

作者: Wang, XY (Wang, Xinyu)[ 1 ]; Li, M (Li, Meng)[ 1 ]; Wang, ZQ (Wang, Zhiqiong)[ 1 ]; Han, SC (Han, Sichong)[ 1 ]; Tang, XH (Tang, Xiaohu)[ 1 ]; Ge, YX (Ge, Yunxia)[ 1 ]; Zhou, LQ (Zhou, Liqing)[ 2 ]; Zhou, CC (Zhou, Changchun)[ 3 ]; Yuan, QP (Yuan, Qipeng)[ 1 ]; Yang, M (Yang, Ming)[ 1 ]

JOURNAL OF BIOLOGICAL CHEMISTRY

卷: 290 期: 7 页: 3925-3935

DOI: 10.1074/jbc.M114.596866

出版年: FEB 13 2015

作者信息

通讯作者地址: Yang, M (通讯作者)

Beijing Univ Chem Technol, Coll Life Sci & Technol, POB 53, Beijing 100029, Peoples R China.

地址:

[1] Beijing Univ Chem Technol, Coll Life Sci & Technol, Beijing Lab Biomed Mat, State Key Lab Chem Resource Engn, Beijing 100029, Peoples R China

[2] Huaian 2 Hosp, Dept Radiat Oncol, Huaian 223002, Jiangsu, Peoples R China

[3] Shandong Acad Med Sci, Shandong Canc Hosp, Clin Lab, Jinan 250117, Shandong, Peoples R China

电子邮件地址: yangm@mail.buct.edu.cn

研究方向: Biochemistry & Molecular Biology

Web of Science 类别: Biochemistry & Molecular Biology

文献信息

文献类型: Article

语种: English

入藏号: WOS:000349458400004

PubMed ID: 25538231

ISSN: 0021-9258

eISSN: 1083-351X

### 7.3.3 数学学科现状分析

数学 2017 年 7 月国内高校 ESI 排名如表-14 所示。可以看出排在前 10 位的高校分别是北京大学、复旦大学、兰州大学、哈尔滨工业大学、北京师范大学、山东大学、上海交通大学、清华大学、南开大学、浙江大学。在表-14 中, 排名第 1 位的北京大学至排名第 30 位的天津工业大学, 其数学进入了 ESI 的前 1%

行列。我校的数学按照 ESI 总被引频次在国内高校排名第 96 位，省内高校第 6 位。

表-14 ESI 数学国内高校排名

排名	机构名称	Web of Science 论文数	学科规范化的引文影响力	被引频次	论文被引百分比	国际合作论文
1	Peking University	1846	1.16	9853	66.74	622
2	Fudan University	1712	1.12	8595	69.74	537
3	Lanzhou University	1078	1.66	7963	74.49	191
4	Harbin Institute of Technology	1385	1.37	7522	64.04	316
5	Beijing Normal University	1584	1.22	7512	68.12	463
6	Shandong University	1675	0.99	7472	64.84	386
7	Shanghai Jiao Tong University	1399	1.19	7379	67.19	470
8	Tsinghua University	1480	1.04	7348	68.65	464
9	Nankai University	1567	1.16	7190	68.09	427
10	Zhejiang University	1725	0.86	7070	63.77	470
11	Southeast University - China	1138	1.5	6890	66.61	262
12	Shanghai University	1252	1.09	6544	67.65	279
13	University of Science & Technology of China	1347	1.04	6388	65.4	456
14	Xiamen University	1214	1.27	6106	62.52	315
15	Sun Yat Sen University	1275	1.08	6044	69.57	347
16	East China Normal University	1512	0.94	5951	66.8	402
17	Central South University	1119	1.69	5673	67.74	162
18	Nanjing University	1236	1.02	5615	65.61	279
19	Xi'an Jiaotong University	1052	1.11	5577	66.73	236
20	Shanghai Normal University	967	1.13	5489	67.32	336
21	South China Normal University	1225	0.91	5355	66.61	172
22	Dalian University of Technology	1305	0.86	5143	63.6	183
23	Wuhan University	1133	1	4575	66.46	281
24	Huazhong University of Science & Technology	900	1.19	4557	68.89	193
25	Sichuan University	1128	0.88	4502	63.74	249
26	Zhejiang Normal University	921	1.04	4209	65.04	218
27	Donghua University	430	1.98	4150	72.33	88
28	Chongqing University	906	1.16	4030	66.34	112
29	Xiangtan University	462	2.09	4023	71.21	99
30	Tianjin Polytechnic University	626	1.51	3972	63.58	218



31	Qufu Normal University	710	1.1	3744	64.51	162
32	Beijing Institute of Technology	857	0.98	3741	65.23	183
33	Hunan University	797	1.07	3698	64.24	134
34	Suzhou University	915	0.94	3643	64.48	177
35	Nanjing Normal University	1022	0.77	3567	57.14	149
36	Northeast Normal University - China	698	1.3	3500	63.75	183
37	South China University of Technology	633	1.24	3410	62.72	148
38	Jilin University	994	0.88	3386	59.15	157
39	Jiangnan University	247	2.53	3310	63.56	43
40	Tongji University	914	1.01	3309	61.82	165
41	University of Electronic Science & Technology of China	683	1.3	3000	64.28	127
42	Southwest University - China	679	1.22	2937	58.62	143
43	Central China Normal University	780	1.09	2933	64.74	227
44	Capital Normal University	632	0.96	2798	61.87	173
45	Beihang University	714	1.07	2692	61.06	150
46	Fuzhou University	437	1.26	2583	68.19	69
47	China University of Mining & Technology	701	1.31	2495	55.92	89
48	Henan Polytech University	516	1.36	2386	68.99	87
49	Anhui University	468	1.38	2357	68.8	61
50	Beijing University of Technology	557	0.87	2334	57.81	94
51	Jiangsu Normal University	584	0.9	2217	62.5	122
52	Yunnan University	535	1.24	2208	66.54	82
53	Beijing Jiaotong University	594	1.11	2170	58.92	144
54	Xinjiang University	549	0.85	2159	60.66	81
55	Henan Normal University	632	0.86	2154	55.85	68
56	Nanjing University of Aeronautics & Astronautics	652	0.91	2122	58.59	122
57	Hunan Normal University	599	0.74	2079	62.44	132
58	Nanjing University of Science & Technology	415	1.25	1968	61.69	94
59	Northwest Normal University - China	563	0.81	1968	58.97	33
60	Jiangsu University	359	1.21	1903	63.79	47
61	Shantou University	281	1.21	1881	66.55	61
62	Shanxi University	470	1.11	1875	58.51	62
63	Tianjin University	637	0.93	1812	57.46	105
64	Zhengzhou University	463	0.92	1799	64.15	54
65	Shaanxi Normal University	425	0.92	1790	60.94	63
66	North China Electric Power University	360	0.95	1786	61.94	66
67	University of Chinese Academy of	450	0.87	1697	60.67	75

	Sciences					
68	Changsha University of Science & Technology	339	1.14	1685	65.49	61
69	Huzhou University	288	1.23	1660	73.96	30
70	Nanjing University of Information Science & Technology	383	1.23	1623	66.84	81
71	Shanghai University of Finance & Economics	424	1.1	1603	57.31	192
72	Northeastern University - China	358	1.29	1563	59.22	77
73	Xidian University	444	0.92	1545	59.23	58
74	Yunnan Normal University	230	1.55	1532	65.65	33
75	Guangzhou University	360	0.85	1519	56.39	57
76	Hangzhou Normal University	417	0.89	1506	61.63	109
77	Renmin University of China	449	0.95	1485	56.79	148
78	Shandong University of Science & Technology	259	1.43	1474	66.8	24
79	University of Science & Technology Beijing	245	1.33	1449	68.16	50
80	Hohai University	427	0.99	1440	54.8	79
81	Chongqing Normal University	350	1	1428	56	68
82	China University of Petroleum	403	0.9	1397	59.31	52
83	East China University of Science & Technology	342	0.93	1369	60.53	71
84	Fujian Normal University	475	0.75	1366	59.37	66
85	Harbin Normal University	216	1.12	1357	69.91	60
86	Beijing University of Posts & Telecommunications	287	1.57	1343	63.41	42
87	Guizhou University	194	2.51	1333	67.01	40
88	Yangzhou University	401	0.87	1317	57.36	75
89	Anhui Normal University	303	1.02	1304	65.68	40
90	Henan University	370	0.78	1255	57.03	57
91	Changshu Institute of Technology	201	1.44	1248	70.65	24
92	Yantai University	256	1.36	1238	67.97	70
93	Lanzhou Jiaotong University	226	1.12	1233	69.47	47
94	Jiaying University	298	1.16	1221	61.74	29
95	Northwest University Xi'an	352	0.74	1211	51.42	29
96	University of Jinan	277	1.16	1195	58.12	63
97	Nanchang University	355	0.8	1177	56.9	20
98	Hangzhou Dianzi University	394	0.85	1174	58.63	69
99	Northwestern Polytechnical University	477	0.99	1170	55.35	112
100	Guangxi University	268	0.75	1162	67.16	13

我校数学共有 3 篇高被引论文，如图-14 所示：

1	<p><b>POSITIVE SOLUTIONS FOR BOUNDARY VALUE PROBLEMS OF NONLINEAR FRACTIONAL DIFFERENTIAL EQUATIONS</b></p> <p>By: ZHAO, YG; SUN, SR; HAN, ZL; et.al  Source: APPL MATH COMPUT 217 (16): 6950-6958 APR 15 2011  Research Fields: MATHEMATICS</p>	Times Cited: 54
2	<p><b>LEAST SQUARE REGRESSION WITH INDEFINITE KERNELS AND COEFFICIENT REGULARIZATION</b></p> <p>By: SUN, HW; WU, QA;  Source: APPL COMPUT HARMONIC ANAL 30 (1): 96-109 JAN 2011  Research Fields: MATHEMATICS</p>	Times Cited: 45

图-14 济南大学数学高被引论文

详细记录：

**1. 被引频次 54（济南大学是第 1 作者和通讯作者单位，数学科学学院）**

Positive solutions for boundary value problems of nonlinear fractional differential equations

作者:Zhao, YG (Zhao, Yige)[ 1 ] ; Sun, SR (Sun, Shurong)[ 1 ] ; Han, ZL (Han, Zhenlai)[ 1,2 ] ; Zhang, M (Zhang, Meng)[ 1 ]

APPLIED MATHEMATICS AND COMPUTATION

卷: 217 期: 16 页: 6950-6958

DOI: 10.1016/j.amc.2011.01.103

出版年: APR 15 2011

作者信息

通讯作者地址: Sun, SR (通讯作者)

Univ Jinan, Sch Sci, Jinan 250022, Shandong, Peoples R China.

地址:

[ 1 ] Univ Jinan, Sch Sci, Jinan 250022, Shandong, Peoples R China

[ 2 ] Shandong Univ, Sch Control Sci & Engrn, Jinan 250061, Shandong, Peoples R China

电子邮件地址 :zhaoeager@126.com; sshrong@163.com; hanzhenlai@163.com; zhang123meng@163.com

研究方向:Mathematics

Web of Science 类别:Mathematics, Applied

文献信息

文献类型:Article

语种:English

入藏号: WOS:000288064600017

ISSN: 0096-3003

**2. 被引频次 45（济南大学是第 2 作者单位，数学科学学院）**

Least square regression with indefinite kernels and coefficient regularization

作者:Sun, HW (Sun, Hongwei)[ 2 ] ; Wu, QA (Wu, Qiang)[ 1 ]

APPLIED AND COMPUTATIONAL HARMONIC ANALYSIS

卷: 30 期: 1 页: 96-109

DOI: 10.1016/j.acha.2010.04.001

出版年: JAN 2011

作者信息

通讯作者地址: Wu, QA (通讯作者)

Michigan State Univ, Dept Math, E Lansing, MI 48824 USA.

地址:

[ 1 ] Michigan State Univ, Dept Math, E Lansing, MI 48824 USA

[ 2 ] Univ Jinan, Sch Sci, Jinan 250022, Peoples R China

电子邮件地址:ss\_sunhw@ujn.edu.cn; wuqiang@math.msu.edu

文献类型:Article

语种:English

入藏号: WOS:000285223600006

ISSN: 1063-5203

eISSN: 1096-603X

### 7.3.4 经济学与商学学科现状分析

经济学与商学 2017 年 7 月国内高校 ESI 排名如表-14 所示。可以看出排在前 10 位的高校分别是北京大学、清华大学、西安交通大学、上海交通大学、中国人民大学、复旦大学、浙江大学、厦门大学、上海财经大学、中央财经大学。在表-15 中，只有排名第 1 位的北京大学、排名第 2 位的清华大学和排名第 3 位的西安交通大学，其经济学与商学进入了 ESI 的前 1% 行列。我校的经济学与商学按照 ESI 总被引频次在国内高校排名第 143 位，省内高校第 7 位。

表-15 ESI 经济学与商学国内高校排名

排名	名称	Web of Science 论文数	学科规范化的引文影响力	被引频次	论文被引百分比	国际合作论文
1	Peking University	918	1.26	8986	70.7	565
2	Tsinghua University	695	1.14	5848	71.51	397
3	Xi'an Jiaotong University	344	1.41	4197	74.42	151
4	Shanghai Jiao Tong University	510	1.28	3702	71.57	274
5	Renmin University of China	771	0.81	3428	64.07	432

6	Fudan University	461	1.04	2795	73.1	267
7	Zhejiang University	501	0.98	2652	66.07	282
8	Xiamen University	442	1.04	2572	62.44	282
9	Shanghai University of Finance & Economics	522	0.84	2550	65.52	316
10	Central University of Finance & Economics	510	0.76	2200	67.45	266
11	Sun Yat Sen University	334	1.3	2132	66.77	182
12	China Europe International Business School	198	1.63	1985	71.72	130
13	University of International Business & Economics	366	0.88	1778	63.66	207
14	University of Science & Technology of China	121	2.05	1383	75.21	42
15	Nankai University	219	1.05	1323	65.75	128
16	Nanjing University	267	0.89	1265	62.55	115
17	Huazhong University of Science & Technology	222	1.29	1217	66.67	82
18	South Western University of Finance & Economics - China	371	0.88	1193	57.14	229
19	Wuhan University	281	0.75	1099	62.63	127
20	University of Chinese Academy of Sciences	101	1.24	1048	73.27	50
21	Beijing Normal University	206	0.88	976	61.17	96
22	Shandong University	127	0.85	841	59.84	64
23	Nanjing University of Aeronautics & Astronautics	52	2.62	766	75	23
24	University of Nottingham Ningbo China	136	1.34	753	72.06	99
25	North China Electric Power University	30	2.38	715	73.33	9
26	Tongji University	131	1.27	700	70.99	85
27	Dalian University of Technology	55	1.87	652	67.27	35
28	Southeast University - China	90	1.24	599	58.89	34
29	South China University of Technology	118	1.13	592	70.34	32
30	China Agricultural University	124	0.75	570	70.97	68
31	Beijing Institute of Technology	98	1.97	531	76.53	51
32	Beihang University	127	0.74	522	64.57	50
33	Beijing Jiaotong University	78	1.51	475	70.51	46
34	Harbin Institute of Technology	123	0.88	471	65.04	55
35	University of Electronic Science & Technology of China	75	0.91	454	56	50
36	Jiangxi University of Finance & Economics	117	1.13	447	53.85	89
37	Sichuan University	95	1.48	445	67.37	53

38	Jinan University	137	0.8	440	56.93	56
39	Hunan University	178	1.07	411	58.43	81
40	Jilin University	67	0.98	399	71.64	43
41	Central South University	66	2.26	388	60.61	21
42	Northeastern University - China	49	1.24	385	81.63	27
43	East China University of Science & Technology	90	1.18	380	65.56	51
44	Nanjing Agricultural University	65	1.06	370	72.31	49
45	Suzhou University	71	1.23	341	69.01	38
46	East China Normal University	69	0.97	312	66.67	41
47	Lanzhou University	23	2.13	309	78.26	9
48	Tianjin University	103	0.85	302	52.43	34
49	Shandong University of Finance & Economics	28	1.94	298	75	10
50	Zhejiang Gongshang University	53	1.33	291	66.04	20
51	Zhejiang Sci-Tech University	19	2.27	280	73.68	7
52	Shanghai University	86	0.99	277	62.79	38
53	Zhongnan University of Economics & Law	96	0.5	270	40.63	59
54	Shenzhen University	64	0.8	269	67.19	29
55	Capital University of Economics & Business	92	0.86	265	50	64
56	Chongqing University	97	0.69	263	57.73	49
57	Southwest Jiaotong University	52	0.82	252	57.69	21
58	University of Science & Technology Beijing	40	1.23	245	70	20
59	Beijing Forestry University	25	0.86	212	76	11
60	Beijing University of Posts & Telecommunications	26	1.33	182	65.38	17
61	Northwestern Polytechnical University	46	2.1	179	76.09	18
62	Suzhou University of Science & Technology	11	1.89	173	90.91	1
63	Nanjing University of Finance & Economics	33	0.89	170	51.52	18
64	Yunnan University of Finance & Economics	28	0.76	167	67.86	22
65	North China University of Science & Technology	1	8.5	167	100	1
66	Ningbo University	11	2.08	164	63.64	5
67	Henan Agricultural University	15	1.13	159	86.67	12
68	China University of Mining & Technology	34	1.01	151	61.76	17

69	Zhejiang University of Technology	25	1.3	150	68	15
70	Fuzhou University	22	2.21	144	63.64	8
71	Dongbei University of Finance & Economics	51	1.05	141	50.98	31
72	Liaocheng University	5	4.79	137	100	2
73	Northwest A&F University - China	32	0.89	134	75	25
74	Zhejiang University of Finance & Economics	53	0.96	130	50.94	13
75	Beijing University of Chemical Technology	17	2.06	126	58.82	1
76	Anhui University	11	2.69	124	90.91	7
77	Nanjing Normal University	14	2.35	120	78.57	4
78	Ocean University of China	53	0.85	120	56.6	39
79	South China Agricultural University	27	1.43	118	77.78	9
80	Shenyang Aerospace University	2	2.95	116	50	1
81	Beijing Technology & Business University	23	0.79	106	60.87	11
82	Wuhan University of Technology	26	0.76	104	57.69	12
83	Xidian University	22	1.15	100	63.64	10
84	Southwest University - China	21	1.14	98	61.9	9
85	Hangzhou Dianzi University	22	0.66	89	45.45	8
86	Hohai University	29	1	89	72.41	14
87	Anhui University of Finance & Economics	25	0.93	87	80	10
88	Dalian Maritime University	19	0.64	78	78.95	13
89	Northwest University Xi'an	23	0.62	77	69.57	16
90	University Town of Shenzhen	15	0.65	77	80	9
91	Inner Mongolia Agricultural University	5	1.18	76	80	4
92	Shanxi University	17	0.86	75	64.71	5
93	East China University of Technology	4	4.35	74	100	3
94	Guangdong University of Technology	22	1.15	74	40.91	11
95	Xi'an University of Technology	9	1.02	70	55.56	6
96	Hefei University of Technology	22	1.5	69	63.64	14
97	China University of Geosciences	25	0.55	69	40	12
98	South China Normal University	35	0.49	65	54.29	17
99	University of Shanghai for Science & Technology	13	1.19	65	61.54	5
100	Shanghai Lixin University of Commerce	27	1.2	65	59.26	20
101	Huazhong Agricultural University	32	0.65	60	53.13	21
102	Qufu Normal University	10	1.41	59	90	0
103	Shanghai Finance University	15	1.14	59	86.67	8
104	Shanghai Maritime University	16	0.94	56	56.25	11

105	Gansu Agricultural University	1	5.25	55	100	1
106	Jiangnan University	18	1.16	55	66.67	7
107	Shanghai Second Polytech University	6	1.15	55	100	5
108	Anhui Jianzhu University	3	2.5	55	100	1
109	Hebei University of Science & Technology	5	1.46	53	100	4
110	Northeast Normal University - China	21	0.41	52	38.1	4
111	Zhejiang Normal University	13	1.18	50	61.54	2
112	Shanghai University of International Business & Economics	25	0.44	49	56	15
113	Hainan University	10	0.59	46	70	7
114	Shaoxing University	9	0.77	46	55.56	0
115	Henan University	46	0.59	45	34.78	31
116	Huaqiao University	25	0.55	43	40	12
117	Central South University of Forestry & Technology	2	1.29	42	100	0
118	Chang'an University	3	1.38	40	66.67	2
119	Donghua University	17	0.76	40	64.71	4
120	Xiangtan University	7	0.77	39	57.14	5
121	Southwest University for Nationalities - China	6	2.16	38	83.33	2
122	Central China Normal University	13	1.14	37	76.92	3
123	Beijing International Studies University	7	0.55	36	42.86	6
124	Inner Mongolia University	7	0.58	36	71.43	6
125	Kunming University of Science & Technology	9	1.45	36	66.67	5
126	Nanjing University of Technology	8	0.75	36	37.5	3
127	Lanzhou Jiaotong University	4	3.23	35	75	0
128	Beijing Institute of Petrochemical Technology	6	0.64	34	83.33	1
129	Beijing Normal University Zhuhai	16	0.99	34	56.25	12
130	Shantou University	19	0.52	34	52.63	8
131	Fujian Normal University	12	0.43	33	58.33	8
132	Guangzhou University	8	1.32	33	87.5	5
133	Xinjiang University	6	0.93	33	100	4
134	Guangdong University of Finance & Economics	14	0.64	33	64.29	4
135	China University of Petroleum	22	0.95	32	27.27	12
136	Jiangsu University of Science & Technology	8	1.39	32	75	4
137	Chongqing Technology & Business University	10	1.05	31	50	4



138	Nanjing University of Information Science & Technology	16	1.27	30	50	10
139	Nanjing University of Science & Technology	20	1.68	30	65	6
140	Shanxi University Finance & Economics	14	0.54	30	57.14	12
141	Hunan Normal University	15	0.59	29	53.33	4
142	Henan University of Technology	2	0.71	28	50	2
143	University of Jinan	21	1.32	28	71.43	16
144	PLA University of Science & Technology	6	1.01	28	66.67	0
145	Xi'an University of Finance & Economics	15	1.83	28	53.33	6
146	Chongqing Jiaotong University	7	1.01	25	71.43	6
147	Shanghai International Studies University	11	0.34	25	45.45	5
148	Hebei University of Technology	8	0.69	24	50	5
149	Jiangxi Normal University	14	0.2	24	35.71	10
150	Nanchang University	12	0.38	24	41.67	4

我校经济学与商学有 1 篇高被引论文，如图-15 所示：

1	<p><b>THE EFFECT OF PARENTAL ABSENCE ON CHILD DEVELOPMENT IN RURAL CHINA</b></p> <p>By: WU, J; ZHANG, JS;  Source: ASIAN ECON POLICY REV 12 (1): 117-134 JAN 2017  Research Fields: ECONOMICS &amp; BUSINESS</p> <p style="text-align: right;">Times Cited: 3</p>
---	---

图-15 济南大学经济学与商学高被引论文

详细记录：

The Effect of Parental Absence on Child Development in Rural China

作者: Wu, J (Wu, Jia)[ 1 ] ; Zhang, JS (Zhang, Junsen)[ 2 ]

ASIAN ECONOMIC POLICY REVIEW

卷: 12 期: 1 页: 117-134

DOI: 10.1111/aep.12166

出版年: JAN 2017

通讯作者地址: Zhang, JS (通讯作者)

Chinese Univ Hong Kong, Dept Econ, Shatin, Hong Kong, Peoples R China.

地址:

[ 1 ] Jinan Univ, Jinan, Peoples R China

[ 2 ] Chinese Univ Hong Kong, Shatin, Hong Kong, Peoples R China

电子邮件地址: jszhang@cuhk.edu.hk

---

文献类型:Article

语种:English

入藏号: WOS:000396711800014

ISSN: 1832-8105

eISSN: 1748-3131

济南大学ESI学科分析报告